

# City of Compton Fiscal Year 2023-24 Adjusted Budget



# TABLE OF CONTENTS

FY 2022-23 UNAUDITED FUND BALANCE .....	3
FY 2023-24 UNAUDITED FUND BALANCE .....	5
REVENUES.....	7
EXPENDITURES .....	36
DEBT SERVICE SUMMARY.....	44
ALLOCATED COSTS .....	45
ARPA FUNDING SUMMARY .....	46
POSITIONS .....	47
DEPARTMENT/DIVISION BUDGET	
CITY COUNCIL .....	61
CITY ATTORNEY .....	66
CITY TREASURER.....	69
CITY CLERK.....	71
CITY MANAGER.....	74
HUMAN RESOURCES .....	79
GENERAL SERVICES.....	82
NON-DEPARTMENT .....	86
CAPITAL IMPROVEMENT .....	90
CITY CONTROLLER .....	93
COMMUNITY IMPROVEMENT .....	96
SHERIFF.....	96
FIRE.....	100
ENGINEERING .....	103
STREET MAINTENANCE.....	108
BUILDING & SAFETY.....	115
COMMUNITY DEVELOPMENT.....	117
RECREATION .....	131
WATER.....	133
RDA/SUCCESSOR AGENCY/HOUSING .....	141
5-YEAR CAPITAL IMPROVEMENT PROGRAM.....	XXX

## FY 2022-23 UNAUDITED FUND BALANCE

FUND	Unaudited Fund Balance 7/1/2022	Plus Revenues & Xfers In	Minus Expenditures & Xfers Out	Equals Surplus (Deficit)	Proj Fund Balance at 6/30/2023
1001 - GENERAL FUND	(17,345,555)	65,795,313	52,116,081	13,679,233	(3,666,323)
1004 - MEAS P - 1% SALES TAX FD	27,284,137	14,426,950	23,024,934	(8,597,984)	18,686,154
5200 - GOLF COURSE FD	80,562	-	-	-	80,562
<b>GENERAL FUND SUBTOTAL</b>	<b>10,019,145</b>	<b>80,222,264</b>	<b>75,141,015</b>	<b>5,081,249</b>	<b>15,100,394</b>
1017 - STREET REPAIR & MAINT FD	300,338	25,028	-	25,028	325,366
1033 - AB3229-COPS FD	1,816,184	277,467	291,916	(14,449)	1,801,735
1060 - GANG INTERVENTION 2006 FD	1,173	-	-	-	1,173
1073 - JAG GRANT 2016 FD	(9,570)	-	84,993	(84,993)	(94,563)
1076 - CALFIRE FD	(41,563)	11,900	-	11,900	(29,663)
1077 - SB859 - URBAN GREENING FD	(235,121)	1,207,921	1,207,921	-	(235,121)
1079 - JAG GRANT 2019 FD	-	76,851	77,052	(201)	(201)
1080 - BJA COVID 19 FD	(165,767)	97,984	59,910	38,074	(127,693)
1083 - DOJ FED FD	-	74,408	129,236	(54,828)	(54,828)
1518 - DOT COMUNTY PRJS FD	75,223	218,085	18,600	199,485	274,708
1520 - MEASURE R FD	3,052,598	1,628,112	1,622,866	5,246	3,057,844
1528 - MEASURE M FD	2,871,239	1,823,669	2,065,467	(241,798)	2,629,441
1529 - MEASURE W FD	1,026,132	1,194,670	478,831	715,839	1,741,971
1530 - MTA DOT PLANNING GRANT FD	(30,510)	1,113,522	-	1,113,522	1,083,012
1641 - EDA REV LOAN FD	45	386	-	386	431
1672 - RENTAL REHAB LOAN FD	1,319,906	19	-	19	1,319,925
1674 - NEIGHBORHOOD STABIL FD	403,718	42,900	-	42,900	446,618
1900 - PROP C FD	5,352,266	2,157,032	3,540,660	(1,383,628)	3,968,637
1916 - MTA FD	-	-	-	-	-
2000 - PROP A FD	5,814,942	2,774,251	1,999,388	774,863	6,589,805
2100 - PERS RETIREMENT FD	76,865,353	39,126,593	24,817,853	14,308,739	91,174,093
2200 - GAS TAX - COUNTY FD	4,247,176	2,103,762	-	2,103,762	6,350,938
2300 - GAS TAX - STATE FD	3,683,890	2,369,864	1,526,918	842,946	4,526,836
2502 - STREET LIGHTING FD	1,004,795	4,112,608	2,942,566	1,170,042	2,174,838
2601 - EMA-FIRE FD	2,645	-	-	-	2,645
2604 - TDA PROJECTS FD	(39,900)	84,581	-	84,581	44,682
2615 - RIVER MOUNTAIN FD	12,722	-	-	-	12,722
2618 - OS RAYMOUNT PARK FD	56,513	-	-	-	56,513
2625 - CLEAN AIR ACT FD	866,913	156,007	(3,134)	159,141	1,026,054
2639 - CPD CORR TRAIN FD	3,977	-	-	-	3,977
2647 - CONTAINER RECYCL FD	15,793	-	-	-	15,793
2653 - CONTAINER RECYCL FD	111,710	-	28,900	(28,900)	82,810
2655 - CONTAINER RECYCLE FD	55,656	-	11,200	(11,200)	44,456
2659 - WRD SAFE WATER FD	64,514	-	-	-	64,514
2663 - SWR-PROP40 USP FD	7,260	-	-	-	7,260
2670 - TARTAR LANE FD	54,996	-	-	-	54,996
2672 - USED OIL PAYMENT FD	(170)	-	-	-	(170)
2683 - CALVIP FD	(14,819)	-	114,403	(114,403)	(129,222)
2685 - AGENCY GRANT FD	50,000	40,665	11,800	28,865	78,865
2688 - MEASURE A FD	-	-	-	-	-
2701 - PC100 FD	1,542	-	-	-	1,542
2765 - CAL DOJ GRANT FD	-	550,445	-	550,445	550,445
2778 - L A COUNTY GRANT FD	(7,626)	-	-	-	(7,626)
2789 - CAL STATE GRANTS FD	-	639,070	639,070	-	-
2800 - CDBG FD	(315,363)	3,236,784	3,344,332	(107,548)	(422,911)

## FY 2022-23 UNAUDITED FUND BALANCE

FUND	Unaudited Fund Balance 7/1/2022	Plus Revenues & Xfers In	Minus Expenditures & Xfers Out	Equals Surplus (Deficit)	Proj Fund Balance at 6/30/2023
2801 - EMERGENCY SHELTER FD	87,055	134,000	134,000	-	87,055
2805 - HOME PROGRAM FD	272,592	2,619,184	2,534,227	84,957	357,549
2807 - HOME-CHODO FD	-	-	-	-	-
2810 - ARPA FD	9,104,730	6,078,067	6,078,067	-	9,104,730
2822 - CDBG CV FD	-	-	-	-	-
2823 - HUD ARP FD	-	1,988,847	1,838,847	150,000	150,000
3002 - TAX ALLOC BOND FD	-	-	-	-	-
3030 - LEASE REVENUE BOND FD	3,968,919	3,786,686	6,416,071	(2,629,385)	1,339,534
3031 - MTA TAX BOND FD	33,777,046	2,090,600	8,866,317	(6,775,717)	27,001,329
7002 - CATV GOVT FD	211,125	85,486	59,213	26,273	237,398
<b>SPECIAL REVENUE FUNDS SUBTOTAL</b>	<b>155,700,275</b>	<b>82,013,306</b>	<b>71,023,341</b>	<b>10,989,964</b>	<b>166,690,240</b>
1201 - SARAFF FD	27,561,159	14,442,248	14,148,763	293,484	27,854,643
1205 - LOCAL HOUSING FD	30,250,095	406,009	256,892	149,116	30,399,211
2820 - LOCAL HOUSING AUTH FD	1,305,078	9,415,232	10,738,236	(1,323,004)	(17,926)
3092 - SA BOND 2022A FD	(65,123,669)	2,058,880	1,824,930	233,950	(64,889,720)
3093 - SA BOND 2022B FD	(16,317,273)	5,757,536	252,536	5,505,000	(10,812,273)
<b>RDA/SA/HOUSING FUNDS SUBTOTAL</b>	<b>(22,324,610)</b>	<b>32,079,904</b>	<b>27,586,452</b>	<b>4,493,451</b>	<b>(17,831,159)</b>
5000 - WATER FD	27,880,845	15,101,600	11,721,959	3,379,641	31,260,486
5003 - WATER BOND 2009 FD	3,969,454	3,693,600	4,981,305	(1,287,705)	2,681,749
5100 - RUBBISH FD	1,575,886	7,436,000	6,795,043	640,957	2,216,843
5116 - SEWER FD	1,414,671	869,700	653,490	216,210	1,630,882
5117 - SEWER BOND 2009 FD	8,453,922	2,101,853	1,251,516	850,337	9,304,259
<b>ENTERPRISE FUNDS SUBTOTAL</b>	<b>43,294,778</b>	<b>29,202,753</b>	<b>25,403,314</b>	<b>3,799,440</b>	<b>47,094,218</b>
6000 - EQUIPMENT RENTAL ISF FD	4,597,613	1,419,223	5,218,619	(3,799,396)	798,217
6200 - CENTRAL DUPLICATION ISF FD	(70,608)	211,723	108,126	103,597	32,988
6300 - WORKERS COMP ISF FD	(10,624,119)	2,884,182	2,128,468	755,714	(9,868,405)
6400 - LIABILITY INS FD	(19,962,052)	5,867,542	8,202,635	(2,335,093)	(22,297,145)
<b>INTERNAL SERVICE FUNDS SUBTOTAL</b>	<b>(26,059,166)</b>	<b>10,382,670</b>	<b>15,657,848</b>	<b>(5,275,178)</b>	<b>(31,334,344)</b>
<b>ALL FUNDS - GRAND TOTAL</b>	<b>160,630,422</b>	<b>233,900,896</b>	<b>214,811,970</b>	<b>19,088,926</b>	<b>179,719,348</b>

## FY 2023-24 ADJUSTED UNAUDITED FUND BALANCE

FUND	Unaudited Fund Balance 7/1/2023	Plus Revenues & Xfers In	Minus Est Expenditures & Xfers Out	Equals Surplus (Deficit)	Proj Fund Balance at 6/30/2024
1001 - GENERAL FUND	(3,666,323)	65,438,499	65,022,242	416,257	(3,250,066)
1004 - MEAS P - 1% SALES TAX FD	18,686,154	14,427,000	11,633,300	2,793,700	21,479,854
5200 - GOLF COURSE FD	80,562	-	-	-	80,562
<b>GENERAL FUND SUBTOTAL</b>	<b>15,100,394</b>	<b>79,865,499</b>	<b>76,655,543</b>	<b>3,209,956</b>	<b>18,310,350</b>
1017 - STREET REPAIR & MAINT FD	325,366	-	-	-	325,366
1033 - AB3229-COPS FD	1,801,735	150,866	150,866	-	1,801,735
1060 - GANG INTERVENTION 2006 FD	1,173	-	-	-	1,173
1073 - JAG GRANT 2016 FD	(94,563)	-	-	-	(94,563)
1076 - CALFIRE FD	(29,663)	-	-	-	(29,663)
1077 - SB859 - URBAN GREENING FD	(235,121)	1,537,191	1,537,191	-	(235,121)
1079 - JAG GRANT 2019 FD	(201)	-	-	-	(201)
1080 - BJA COVID 19 FD	(127,693)	-	-	-	(127,693)
1083 - DOJ FED FD	(54,828)	74,408	74,408	-	(54,828)
1518 - DOT COMUNTY PRJS FD	274,708	12,000,000	247,000	11,753,000	12,027,708
1520 - MEASURE R FD	3,057,844	1,739,912	2,312,652	(572,740)	2,485,104
1528 - MEASURE M FD	2,629,441	1,823,700	1,913,165	(89,465)	2,539,976
1529 - MEASURE W FD	1,741,971	-	1,161,127	(1,161,127)	580,844
1530 - MTA DOT PLANNING GRANT FD	1,083,012	-	-	-	1,083,012
1641 - EDA REV LOAN FD	431	318	-	318	749
1672 - RENTAL REHAB LOAN FD	1,319,925	16	-	16	1,319,941
1674 - NEIGHBORHOOD STABIL FD	446,618	33,000	-	33,000	479,618
1900 - PROP C FD	3,968,637	2,170,794	2,298,473	(127,679)	3,840,958
1916 - MTA FD	-	11,380,000	11,380,000	-	-
2000 - PROP A FD	6,589,805	2,758,283	1,430,138	1,328,145	7,917,950
2100 - PERS RETIREMENT FD	91,174,093	39,898,300	28,004,947	11,893,353	103,067,446
2200 - GAS TAX - COUNTY FD	6,350,938	2,329,139	2,376,109	(46,970)	6,303,968
2300 - GAS TAX - STATE FD	4,526,836	2,965,575	1,726,959	1,238,616	5,765,451
2502 - STREET LIGHTING FD	2,174,838	4,366,669	5,557,991	(1,191,322)	983,516
2601 - EMA-FIRE FD	2,645	-	-	-	2,645
2604 - TDA PROJECTS FD	44,682	111,254	110,251	1,003	45,685
2615 - RIVER MOUNTAIN FD	12,722	3,012,000	3,012,000	-	12,722
2618 - OS RAYMOUNT PARK FD	56,513	-	-	-	56,513
2625 - CLEAN AIR ACT FD	1,026,054	1,674	17,070	(15,396)	1,010,658
2639 - CPD CORR TRAIN FD	3,977	-	-	-	3,977
2647 - CONTAINER RECYCL FD	15,793	-	-	-	15,793
2653 - CONTAINER RECYCL FD	82,810	-	-	-	82,810
2655 - CONTAINER RECYCLE FD	44,456	-	-	-	44,456
2659 - WRD SAFE WATER FD	64,514	-	-	-	64,514
2663 - SWR-PROP40 USP FD	7,260	-	-	-	7,260
2670 - TARTAR LANE FD	54,996	-	-	-	54,996
2672 - USED OIL PAYMENT FD	(170)	-	-	-	(170)
2683 - CALVIP FD	(129,222)	-	-	-	(129,222)
2685 - AGENCY GRANT FD	78,865	67,311	-	67,311	146,176
2688 - MEASURE A FD	-	2,000,000	2,000,000	-	-
2701 - PC100 FD	1,542	-	-	-	1,542
2765 - CAL DOJ GRANT FD	550,445	550,455	550,455	-	550,445
2778 - L A COUNTY GRANT FD	(7,626)	-	-	-	(7,626)
2789 - CAL STATE GRANTS FD	-	239,070	239,070	-	-
2800 - CDBG FD	(422,911)	4,110,776	4,065,579	45,197	(377,714)

## FY 2023-24 ADJUSTED UNAUDITED FUND BALANCE

FUND	Unaudited Fund Balance 7/1/2023	Plus Revenues & Xfers In	Minus Est Expenditures & Xfers Out	Equals Surplus (Deficit)	Proj Fund Balance at 6/30/2024
2801 - EMERGENCY SHELTER FD	87,055	134,000	-	134,000	221,055
2805 - HOME PROGRAM FD	357,549	2,945,777	2,664,664	281,113	638,662
2807 - HOME-CHODO FD	-	268,092	268,092	-	-
2810 - ARPA FD	9,104,730	19,999,764	26,623,991	(6,624,227)	2,480,503
2822 - CDBG CV FD	-	1,704,045	1,673,980	30,065	30,065
2823 - HUD ARP FD	150,000	1,988,847	1,988,847	-	150,000
3002 - TAX ALLOC BOND FD	-	-	-	-	-
3030 - LEASE REVENUE BOND FD	1,339,534	3,620,857	3,620,857	-	1,339,534
3031 - MTA TAX BOND FD	27,001,329	2,145,801	16,623,431	(14,477,630)	12,523,700
7002 - CATV GOVT FD	237,398	118,619	137,232	(18,613)	218,784
<b>SPECIAL REVENUE FUNDS SUBTOTAL</b>	<b>166,690,240</b>	<b>126,246,513</b>	<b>123,766,545</b>	<b>2,479,968</b>	<b>169,170,208</b>
1201 - SARAFF FD	27,854,643	13,928,320	11,209,443	2,718,877	30,573,521
1205 - LOCAL HOUSING FD	30,399,211	110,956	306,536	(195,580)	30,203,631
2820 - LOCAL HOUSING AUTH FD	(17,926)	10,127,638	11,148,430	(1,020,792)	(1,038,717)
3092 - SA BOND 2022A FD	(64,889,720)	4,500,238	4,500,238	-	(64,889,720)
3093 - SA BOND 2022B FD	(10,812,273)	5,759,244	5,759,244	-	(10,812,273)
<b>RDA/SA/HOUSING FUNDS SUBTOTAL</b>	<b>(17,831,159)</b>	<b>34,426,396</b>	<b>32,923,890</b>	<b>1,502,506</b>	<b>(16,328,653)</b>
5000 - WATER FD	31,260,486	17,854,262	22,543,179	(4,688,917)	26,571,568
5003 - WATER BOND 2009 FD	2,681,749	3,825,868	3,244,910	580,958	3,262,707
5100 - RUBBISH FD	2,216,843	7,698,987	8,840,396	(1,141,409)	1,075,434
5116 - SEWER FD	1,630,882	887,100	1,397,564	(510,464)	1,120,418
5117 - SEWER BOND 2009 FD	9,304,259	1,798,378	1,934,837	(136,459)	9,167,800
<b>ENTERPRISE FUNDS SUBTOTAL</b>	<b>47,094,218</b>	<b>32,064,595</b>	<b>37,960,886</b>	<b>(5,896,291)</b>	<b>41,197,927</b>
6000 - EQUIPMENT RENTAL ISF FD	798,217	1,607,033	1,392,662	214,371	1,012,588
6200 - CENTRAL DUPLICATION ISF FD	32,988	421,949	370,478	51,471	84,459
6300 - WORKERS COMP ISF FD	(9,868,405)	3,123,284	2,503,721	619,563	(9,248,842)
6400 - LIABILITY INS FD	(22,297,145)	8,054,733	5,489,878	2,564,855	(19,732,290)
<b>INTERNAL SERVICE FUNDS SUBTOTAL</b>	<b>(31,334,344)</b>	<b>13,206,999</b>	<b>9,756,739</b>	<b>3,450,260</b>	<b>(27,884,085)</b>
<b>ALL FUNDS - GRAND TOTAL</b>	<b>179,719,348</b>	<b>285,810,002</b>	<b>281,063,603</b>	<b>4,746,399</b>	<b>184,465,747</b>

## REVENUE SUMMARY BY FUND/CATEGORY

FUND/CATEGORY	FY 2020-21	FY 2021-22	FY 2022-23	FY 2022-23	FY 2023-24	FY 2023-24
	Unaudited	Unaudited	Adj Bud	Unaudited	Adopted	Adj Bud
<b>1001 - GENERAL FUND</b>						
Business License-Casino	971,116	1,642,281	1,360,630	1,631,078	1,395,225	1,631,100
Business License-Tax	1,412,688	1,653,001	1,461,774	1,725,046	1,638,137	1,725,000
Fees & Permits-Development	4,707,360	4,738,211	3,635,334	4,742,018	3,470,921	4,742,000
Fees & Permits-Other	531,828	769,550	465,277	725,797	431,740	725,900
Fees & Permits-Recreation	350	21,895	293	22,383	308	22,400
Fines and Penalties	2,181,776	2,256,434	2,171,952	2,978,201	2,172,652	2,978,300
Franchise Tax	1,724,901	1,279,714	1,564,951	1,995,161	1,675,587	1,995,000
Hotel Tax	67,925	56,083	45,581	80,981	66,564	81,000
Misc Revenues	153,535	31,133	-	5,039	-	5,000
Other Public Agency/Private	-	-	-	863	-	900
Other Revenues	(631,954)	1,027,114	115,500	1,645,685	40,500	98,000
Property Tax	6,415,685	6,298,183	6,006,377	6,755,055	6,241,579	6,890,100
Property Tax In Lieu of VLF	12,495,028	12,931,072	12,495,028	13,836,139	12,495,028	14,112,900
Sales Tax	12,433,925	9,952,819	12,633,390	9,877,792	13,118,907	9,877,800
Use of Property-Interest	20,235	107,833	167,138	490,978	137,557	491,000
Use of Property-Rent	743,550	473,228	623,040	489,687	654,192	489,700
Utility User Tax	12,273,488	12,249,138	10,481,846	14,189,458	13,511,222	14,189,500
Xfers/Interfund Transactions	5,706,335	4,604,382	4,601,000	4,603,953	4,601,000	5,382,899
<b>1001 - GENERAL FUND Total</b>	<b>61,207,767</b>	<b>60,092,073</b>	<b>57,829,111</b>	<b>65,795,313</b>	<b>61,651,119</b>	<b>65,438,499</b>
<b>1004 - MEAS P - 1% SALES TAX FD</b>						
Other Revenues	46,357	-	-	-	-	-
Sales Tax	14,919,817	15,405,199	15,712,083	14,426,950	16,315,917	14,427,000
Use of Property-Interest	-	-	45,367	-	37,338	-
<b>1004 - MEAS P - 1% SALES TAX FD Total</b>	<b>14,966,174</b>	<b>15,405,199</b>	<b>15,757,450</b>	<b>14,426,950</b>	<b>16,353,255</b>	<b>14,427,000</b>
<b>1017 - STREET REPAIR &amp; MAINT FD</b>						
Other Revenues	65,073	65,073	-	25,028	-	-
<b>1017 - STREET REPAIR &amp; MAINT FD Total</b>	<b>65,073</b>	<b>65,073</b>	<b>-</b>	<b>25,028</b>	<b>-</b>	<b>-</b>
<b>1033 - AB3229-COPS FD</b>						
Other Public Agency/Private	220,137	149,787	150,000	277,467	-	150,866
Other Revenues	111,270	-	-	-	-	-
Use of Property-Interest	-	-	895	-	150,000	-
<b>1033 - AB3229-COPS FD Total</b>	<b>331,407</b>	<b>149,787</b>	<b>150,895</b>	<b>277,467</b>	<b>150,000</b>	<b>150,866</b>
<b>1060 - GANG INTERVENTION 2006 FD</b>						
Other Revenues	40	-	-	-	-	-
Use of Property-Interest	-	-	6	-	5	-
<b>1060 - GANG INTERVENTION 2006 FD Total</b>	<b>40</b>	<b>-</b>	<b>6</b>	<b>-</b>	<b>5</b>	<b>-</b>
<b>1073 - JAG GRANT 2016 FD</b>						
Use of Property-Interest	1	3	-	-	-	-
<b>1073 - JAG GRANT 2016 FD Total</b>	<b>1</b>	<b>3</b>	<b>-</b>	<b>-</b>	<b>-</b>	<b>-</b>
<b>1076 - CALFIRE FD</b>						
Other Public Agency/Private	-	-	-	11,900	-	-
<b>1076 - CALFIRE FD Total</b>	<b>-</b>	<b>-</b>	<b>-</b>	<b>11,900</b>	<b>-</b>	<b>-</b>
<b>1077 - SB859 - URBAN GREENING FD</b>						
Other Public Agency/Private	-	-	1,207,921	1,207,921	329,270	1,537,191
<b>1077 - SB859 - URBAN GREENING FD Total</b>	<b>-</b>	<b>-</b>	<b>1,207,921</b>	<b>1,207,921</b>	<b>329,270</b>	<b>1,537,191</b>
<b>1079 - JAG GRANT 2019 FD</b>						
Other Public Agency/Private	-	-	76,851	76,851	-	-
<b>1079 - JAG GRANT 2019 FD Total</b>	<b>-</b>	<b>-</b>	<b>76,851</b>	<b>76,851</b>	<b>-</b>	<b>-</b>

## REVENUE SUMMARY BY FUND/CATEGORY

FUND/CATEGORY	FY 2020-21 Unaudited	FY 2021-22 Unaudited	FY 2022-23 Adj Bud	FY 2022-23 Unaudited	FY 2023-24 Adopted	FY 2023-24 Adj Bud
<b>1080 - BJA COVID 19 FD</b>						
Other Public Agency/Private	149,719	-	97,984	97,984	-	-
Other Revenues	(149,719)	-	-	-	-	-
<b>1080 - BJA COVID 19 FD Total</b>	<b>-</b>	<b>-</b>	<b>97,984</b>	<b>97,984</b>	<b>-</b>	<b>-</b>
<b>1083 - DOJ FED FD</b>						
Other Public Agency/Private	-	-	74,408	74,408	-	74,408
<b>1083 - DOJ FED FD Total</b>	<b>-</b>	<b>-</b>	<b>74,408</b>	<b>74,408</b>	<b>-</b>	<b>74,408</b>
<b>1201 - SARAFF FD</b>						
Fees & Permits-Other	-	2,000	-	-	-	-
Misc Revenues	-	-	-	545	-	-
Other Revenues	(5,580,226)	-	-	850,194	-	-
Property Tax	14,020,846	14,444,428	13,335,922	13,312,765	13,942,108	13,579,000
Sale of Property	-	-	-	2,350	-	2,400
Use of Property-Interest	(3,011,732)	42,247	163,808	270,894	134,817	270,900
Use of Property-Rent	7,500	5,500	6,284	5,500	6,598	3,500
Xfers/Interfund Transactions	-	-	-	-	-	72,520
<b>1201 - SARAFF FD Total</b>	<b>5,436,388</b>	<b>14,494,175</b>	<b>13,506,014</b>	<b>14,442,248</b>	<b>14,083,523</b>	<b>13,928,320</b>
<b>1205 - LOCAL HOUSING FD</b>						
Loan/Bond Proceeds	141,995	102,642	32,896	24,001	14,012	14,000
Misc Revenues	5,000	550	-	-	-	-
Other Revenues	1,884,219	-	-	25,574	-	-
Property Tax	82,351	82,124	-	-	-	-
Use of Property-Interest	136,505	22,730	27,074	294,433	22,282	22,500
Use of Property-Rent	60,000	15,000	50,276	62,000	52,790	62,000
Xfers/Interfund Transactions	-	-	-	-	-	12,456
<b>1205 - LOCAL HOUSING FD Total</b>	<b>2,310,070</b>	<b>223,046</b>	<b>110,246</b>	<b>406,009</b>	<b>89,084</b>	<b>110,956</b>
<b>1518 - DOT COMUNTY PRJS FD</b>						
Other Public Agency/Private	-	-	26,000	218,085	12,000,000	12,000,000
<b>1518 - DOT COMUNTY PRJS FD Total</b>	<b>-</b>	<b>-</b>	<b>26,000</b>	<b>218,085</b>	<b>12,000,000</b>	<b>12,000,000</b>
<b>1520 - MEASURE R FD</b>						
Other Public Agency/Private	810,749	-	-	-	-	-
Sales Tax	426,498	1,539,848	432,575	1,598,337	1,275,448	1,598,300
Use of Property-Interest	1,553	7,235	10,111	29,775	8,322	8,300
Xfers/Interfund Transactions	-	-	-	-	-	133,312
<b>1520 - MEASURE R FD Total</b>	<b>1,238,800</b>	<b>1,547,084</b>	<b>442,686</b>	<b>1,628,112</b>	<b>1,283,770</b>	<b>1,739,912</b>
<b>1528 - MEASURE M FD</b>						
Other Public Agency/Private	921,427	-	1,261,661	-	1,855,519	-
Sales Tax	480,418	1,742,515	487,264	1,808,061	-	1,808,100
Use of Property-Interest	85	3,793	6,924	15,608	5,699	15,600
<b>1528 - MEASURE M FD Total</b>	<b>1,401,931</b>	<b>1,746,308</b>	<b>1,755,849</b>	<b>1,823,669</b>	<b>1,861,218</b>	<b>1,823,700</b>
<b>1529 - MEASURE W FD</b>						
Other Public Agency/Private	810,198	1,198,484	-	1,194,670	1,610,000	-
<b>1529 - MEASURE W FD Total</b>	<b>810,198</b>	<b>1,198,484</b>	<b>-</b>	<b>1,194,670</b>	<b>1,610,000</b>	<b>-</b>
<b>1530 - MTA DOT PLANNING GRANT FD</b>						
Other Public Agency/Private	160,991	23,293	1,113,522	1,113,522	-	-
Other Revenues	(46,431)	-	-	-	-	-
<b>1530 - MTA DOT PLANNING GRANT FD Total</b>	<b>114,561</b>	<b>23,293</b>	<b>1,113,522</b>	<b>1,113,522</b>	<b>-</b>	<b>-</b>
<b>1641 - EDA REV LOAN FD</b>						
Use of Property-Interest	-	45	386	386	318	318
<b>1641 - EDA REV LOAN FD Total</b>	<b>-</b>	<b>45</b>	<b>386</b>	<b>386</b>	<b>318</b>	<b>318</b>
<b>1672 - RENTAL REHAB LOAN FD</b>						

## REVENUE SUMMARY BY FUND/CATEGORY

FUND/CATEGORY	FY 2020-21	FY 2021-22	FY 2022-23	FY 2022-23	FY 2023-24	FY 2023-24
	Unaudited	Unaudited	Adj Bud	Unaudited	Adopted	Adj Bud
Use of Property-Interest	-	-	19	19	16	16
<b>1672 - RENTAL REHAB LOAN FD Total</b>	<b>-</b>	<b>-</b>	<b>19</b>	<b>19</b>	<b>16</b>	<b>16</b>
<b>1674 - NEIGHBORHOOD STABIL FD</b>						
Loan/Bond Proceeds	39,600	51,925	10,394	42,900	33,000	33,000
Other Public Agency/Private	4,420	-	-	-	-	-
Other Revenues	1,392	-	-	-	-	-
Use of Property-Interest	-	-	196	-	161	-
<b>1674 - NEIGHBORHOOD STABIL FD Total</b>	<b>45,412</b>	<b>51,925</b>	<b>10,590</b>	<b>42,900</b>	<b>33,161</b>	<b>33,000</b>
<b>1900 - PROP C FD</b>						
Other Public Agency/Private	-	738,662	1,482,641	-	-	-
Sales Tax	1,647,379	2,053,462	1,670,851	2,131,730	1,735,064	2,131,700
Use of Property-Interest	1,320	6,148	8,592	25,302	7,071	7,000
Xfers/Interfund Transactions	-	-	-	-	-	32,094
<b>1900 - PROP C FD Total</b>	<b>1,648,699</b>	<b>2,798,272</b>	<b>3,162,084</b>	<b>2,157,032</b>	<b>1,742,135</b>	<b>2,170,794</b>
<b>1916 - MTA FD</b>						
Other Public Agency/Private	-	-	-	-	-	11,380,000
<b>1916 - MTA FD Total</b>	<b>-</b>	<b>-</b>	<b>-</b>	<b>-</b>	<b>-</b>	<b>11,380,000</b>
<b>2000 - PROP A FD</b>						
Fees & Permits-Recreation	5	190	-	360	-	-
Misc Revenues	149,223	123,617	25,623	31,745	25,623	30,000
Other Public Agency/Private	-	-	212,445	122,445	-	-
Sales Tax	1,986,076	2,475,604	2,014,375	2,569,986	2,091,790	2,570,000
Use of Property-Interest	2,594	12,081	16,882	49,715	13,894	14,000
Xfers/Interfund Transactions	-	-	-	-	-	144,283
<b>2000 - PROP A FD Total</b>	<b>2,137,898</b>	<b>2,611,492</b>	<b>2,269,325</b>	<b>2,774,251</b>	<b>2,131,307</b>	<b>2,758,283</b>
<b>2100 - PERS RETIREMENT FD</b>						
Other Revenues	(6,886,508)	-	-	-	-	-
Property Tax	35,166,799	35,248,658	32,912,830	38,584,176	34,399,877	39,355,900
Use of Property-Interest	23,389	133,573	123,432	542,417	101,586	542,400
<b>2100 - PERS RETIREMENT FD Total</b>	<b>28,303,679</b>	<b>35,382,230</b>	<b>33,036,262</b>	<b>39,126,593</b>	<b>34,501,463</b>	<b>39,898,300</b>
<b>2200 - GAS TAX - COUNTY FD</b>						
Other Revenues	0	-	-	-	-	-
State Gas Tax	1,663,350	1,780,286	1,663,350	2,103,762	1,861,603	2,329,139
<b>2200 - GAS TAX - COUNTY FD Total</b>	<b>1,663,351</b>	<b>1,780,286</b>	<b>1,663,350</b>	<b>2,103,762</b>	<b>1,861,603</b>	<b>2,329,139</b>
<b>2300 - GAS TAX - STATE FD</b>						
State Gas Tax	1,826,831	2,044,715	1,826,832	2,369,864	2,044,569	2,572,120
Xfers/Interfund Transactions	-	-	-	-	-	393,455
<b>2300 - GAS TAX - STATE FD Total</b>	<b>1,826,831</b>	<b>2,044,715</b>	<b>1,826,832</b>	<b>2,369,864</b>	<b>2,044,569</b>	<b>2,965,575</b>
<b>2502 - STREET LIGHTING FD</b>						
Rates & Assessments	4,250,343	4,038,287	3,680,310	4,112,608	3,680,310	4,112,600
Xfers/Interfund Transactions	-	-	-	-	-	254,069
<b>2502 - STREET LIGHTING FD Total</b>	<b>4,250,343</b>	<b>4,038,287</b>	<b>3,680,310</b>	<b>4,112,608</b>	<b>3,680,310</b>	<b>4,366,669</b>
<b>2601 - EMA-FIRE FD</b>						
Other Revenues	90	-	-	-	-	-
Use of Property-Interest	-	-	13	-	11	-
<b>2601 - EMA-FIRE FD Total</b>	<b>90</b>	<b>-</b>	<b>13</b>	<b>-</b>	<b>11</b>	<b>-</b>
<b>2604 - TDA PROJECTS FD</b>						
Other Public Agency/Private	109,276	76,392	-	84,381	110,251	110,251
Other Revenues	(13,058)	72,208	-	-	-	-
Use of Property-Interest	13,678	41	1,219	200	1,003	1,003
<b>2604 - TDA PROJECTS FD Total</b>	<b>109,895</b>	<b>148,641</b>	<b>1,219</b>	<b>84,581</b>	<b>111,254</b>	<b>111,254</b>

## REVENUE SUMMARY BY FUND/CATEGORY

FUND/CATEGORY	FY 2020-21 Unaudited	FY 2021-22 Unaudited	FY 2022-23 Adj Bud	FY 2022-23 Unaudited	FY 2023-24 Adopted	FY 2023-24 Adj Bud
<b>2615 - RIVER MOUNTAIN FD</b>						
Other Public Agency/Private	-	-	-	-	-	3,012,000
Other Revenues	(12,716)	-	-	-	-	-
Use of Property-Interest	10	7	67	-	55	-
<b>2615 - RIVER MOUNTAIN FD Total</b>	<b>(12,705)</b>	<b>7</b>	<b>67</b>	<b>-</b>	<b>55</b>	<b>3,012,000</b>
<b>2618 - OS RAYMOND PARK FD</b>						
Other Revenues	1,925	-	-	-	-	-
Use of Property-Interest	-	-	271	-	223	-
<b>2618 - OS RAYMOND PARK FD Total</b>	<b>1,925</b>	<b>-</b>	<b>271</b>	<b>-</b>	<b>223</b>	<b>-</b>
<b>2625 - CLEAN AIR ACT FD</b>						
Other Public Agency/Private	128,008	61,716	60,000	156,007	-	-
Other Revenues	31,610	-	-	-	-	-
Use of Property-Interest	3,952	3,270	-	-	-	-
Xfers/Interfund Transactions	-	-	-	-	-	1,674
<b>2625 - CLEAN AIR ACT FD Total</b>	<b>163,570</b>	<b>64,987</b>	<b>60,000</b>	<b>156,007</b>	<b>-</b>	<b>1,674</b>
<b>2639 - CPD CORR TRAIN FD</b>						
Other Revenues	135	-	-	-	-	-
Use of Property-Interest	-	-	19	-	16	-
<b>2639 - CPD CORR TRAIN FD Total</b>	<b>135</b>	<b>-</b>	<b>19</b>	<b>-</b>	<b>16</b>	<b>-</b>
<b>2647 - CONTAINER RECYCL FD</b>						
Other Revenues	538	-	-	-	-	-
Use of Property-Interest	-	-	76	-	63	-
<b>2647 - CONTAINER RECYCL FD Total</b>	<b>538</b>	<b>-</b>	<b>76</b>	<b>-</b>	<b>63</b>	<b>-</b>
<b>2653 - CONTAINER RECYCL FD</b>						
Other Revenues	2,920	-	-	-	-	-
Use of Property-Interest	-	-	411	-	338	-
<b>2653 - CONTAINER RECYCL FD Total</b>	<b>2,920</b>	<b>-</b>	<b>411</b>	<b>-</b>	<b>338</b>	<b>-</b>
<b>2655 - CONTAINER RECYCLE FD</b>						
Other Public Agency/Private	(14,269)	-	-	-	-	-
Other Revenues	18,055	-	-	-	-	-
Use of Property-Interest	-	-	533	-	439	-
<b>2655 - CONTAINER RECYCLE FD Total</b>	<b>3,786</b>	<b>-</b>	<b>533</b>	<b>-</b>	<b>439</b>	<b>-</b>
<b>2659 - WRD SAFE WATER FD</b>						
Other Revenues	2,198	-	-	-	-	-
Use of Property-Interest	-	-	309	-	254	-
<b>2659 - WRD SAFE WATER FD Total</b>	<b>2,198</b>	<b>-</b>	<b>309</b>	<b>-</b>	<b>254</b>	<b>-</b>
<b>2663 - SWR-PROP40 USP FD</b>						
Other Revenues	247	-	-	-	-	-
Use of Property-Interest	-	-	35	-	29	-
<b>2663 - SWR-PROP40 USP FD Total</b>	<b>247</b>	<b>-</b>	<b>35</b>	<b>-</b>	<b>29</b>	<b>-</b>
<b>2670 - TARTAR LANE FD</b>						
Other Revenues	1,869	-	-	-	-	-
Use of Property-Interest	-	-	263	-	216	-
<b>2670 - TARTAR LANE FD Total</b>	<b>1,869</b>	<b>-</b>	<b>263</b>	<b>-</b>	<b>216</b>	<b>-</b>
<b>2672 - USED OIL PAYMENT FD</b>						
Other Public Agency/Private	(27,480)	-	-	-	-	-
Other Revenues	27,665	-	-	-	-	-
Use of Property-Interest	-	-	26	-	12	-
<b>2672 - USED OIL PAYMENT FD Total</b>	<b>185</b>	<b>-</b>	<b>26</b>	<b>-</b>	<b>12</b>	<b>-</b>

## REVENUE SUMMARY BY FUND/CATEGORY

FUND/CATEGORY	FY 2020-21	FY 2021-22	FY 2022-23	FY 2022-23	FY 2023-24	FY 2023-24
	Unaudited	Unaudited	Adj Bud	Unaudited	Adopted	Adj Bud
<b>2685 - AGENCY GRANT FD</b>						
Other Public Agency/Private	-	-	43,500	40,665	67,311	67,311
<b>2685 - AGENCY GRANT FD Total</b>	-	-	<b>43,500</b>	<b>40,665</b>	<b>67,311</b>	<b>67,311</b>
<b>2688 - MEASURE A FD</b>						
Other Public Agency/Private	-	-	-	-	-	2,000,000
<b>2688 - MEASURE A FD Total</b>	-	-	-	-	-	<b>2,000,000</b>
<b>2701 - PC100 FD</b>						
Other Revenues	52	-	-	-	-	-
Use of Property-Interest	-	-	7	-	6	-
<b>2701 - PC100 FD Total</b>	<b>52</b>	-	<b>7</b>	-	<b>6</b>	-
<b>2765 - CAL DOJ GRANT FD</b>						
Other Public Agency/Private	-	-	550,445	550,445	550,455	550,455
<b>2765 - CAL DOJ GRANT FD Total</b>	-	-	<b>550,445</b>	<b>550,445</b>	<b>550,455</b>	<b>550,455</b>
<b>2778 - L A COUNTY GRANT FD</b>						
Other Revenues	4,215	-	-	-	-	-
Use of Property-Interest	-	-	593	-	488	-
<b>2778 - L A COUNTY GRANT FD Total</b>	<b>4,215</b>	-	<b>593</b>	-	<b>488</b>	-
<b>2789 - CAL STATE GRANTS FD</b>						
Other Public Agency/Private	-	-	639,070	639,070	568,140	239,070
<b>2789 - CAL STATE GRANTS FD Total</b>	-	-	<b>639,070</b>	<b>639,070</b>	<b>568,140</b>	<b>239,070</b>
<b>2800 - CDBG FD</b>						
Loan/Bond Proceeds	-	-	-	-	-	29,559
Other Public Agency/Private	1,754,008	-	3,236,784	3,236,784	4,039,355	4,036,020
Other Revenues	6,174	-	-	-	-	-
Xfers/Interfund Transactions	-	-	-	-	-	45,197
<b>2800 - CDBG FD Total</b>	<b>1,760,181</b>	-	<b>3,236,784</b>	<b>3,236,784</b>	<b>4,039,355</b>	<b>4,110,776</b>
<b>2801 - EMERGENCY SHELTER FD</b>						
Other Public Agency/Private	-	-	134,000	134,000	134,000	134,000
Other Revenues	(45)	-	-	-	-	-
<b>2801 - EMERGENCY SHELTER FD Total</b>	<b>(45)</b>	-	<b>134,000</b>	<b>134,000</b>	<b>134,000</b>	<b>134,000</b>
<b>2805 - HOME PROGRAM FD</b>						
Loan/Bond Proceeds	166,211	148,633	-	-	270,259	282,654
Other Public Agency/Private	7,279	-	2,567,625	2,567,625	3,346,252	2,650,102
Other Revenues	(813,445)	-	50,636	50,636	-	-
Use of Property-Interest	-	-	923	923	760	760
Xfers/Interfund Transactions	-	-	-	-	-	12,261
<b>2805 - HOME PROGRAM FD Total</b>	<b>(639,955)</b>	<b>148,633</b>	<b>2,619,184</b>	<b>2,619,184</b>	<b>3,617,271</b>	<b>2,945,777</b>
<b>2807 - HOME-CHODO FD</b>						
Other Public Agency/Private	-	-	-	-	-	268,092
<b>2807 - HOME-CHODO FD Total</b>	-	-	-	-	-	<b>268,092</b>
<b>2810 - ARPA FD</b>						
Other Public Agency/Private	-	6,601,217	25,174,622	6,078,067	-	19,999,764
<b>2810 - ARPA FD Total</b>	-	<b>6,601,217</b>	<b>25,174,622</b>	<b>6,078,067</b>	-	<b>19,999,764</b>

## REVENUE SUMMARY BY FUND/CATEGORY

FUND/CATEGORY	FY 2020-21 Unaudited	FY 2021-22 Unaudited	FY 2022-23 Adj Bud	FY 2022-23 Unaudited	FY 2023-24 Adopted	FY 2023-24 Adj Bud
<b>2820 - LOCAL HOUSING AUTH FD</b>						
Misc Revenues	8,762	5,269	8,911	99,354	6,000	99,400
Other Public Agency/Private	9,218,581	8,896,106	10,373,855	8,531,287	9,417,287	8,948,476
Other Revenues	(1,138,776)	-	-	-	-	-
Use of Property-Interest	302	351	73	418	60	400
Use of Property-Rent	298,331	523,709	249,979	784,173	262,478	784,200
Xfers/Interfund Transactions	-	-	-	-	-	295,162
<b>2820 - LOCAL HOUSING AUTH FD Total</b>	<b>8,387,200</b>	<b>9,425,435</b>	<b>10,632,818</b>	<b>9,415,232</b>	<b>9,685,825</b>	<b>10,127,638</b>
<b>2822 - CDBG CV FD</b>						
Other Public Agency/Private	-	-	-	-	1,788,084	1,673,980
Xfers/Interfund Transactions	-	-	-	-	-	30,065
<b>2822 - CDBG CV FD Total</b>	<b>-</b>	<b>-</b>	<b>-</b>	<b>-</b>	<b>1,788,084</b>	<b>1,704,045</b>
<b>2823 - HUD ARP FD</b>						
Other Public Agency/Private	-	-	1,988,847	1,988,847	1,988,847	1,988,847
<b>2823 - HUD ARP FD Total</b>	<b>-</b>	<b>-</b>	<b>1,988,847</b>	<b>1,988,847</b>	<b>1,988,847</b>	<b>1,988,847</b>
<b>3002 - TAX ALLOC BOND FD</b>						
Other Revenues	7,123,644	-	-	-	-	-
Use of Property-Interest	1,226	540	22,330	-	-	-
Xfers/Interfund Transactions	13,521,462	12,453,716	-	-	-	-
<b>3002 - TAX ALLOC BOND FD Total</b>	<b>20,646,332</b>	<b>12,454,255</b>	<b>22,330</b>	<b>-</b>	<b>-</b>	<b>-</b>
<b>3030 - LEASE REVENUE BOND FD</b>						
Other Revenues	28,523	-	-	-	-	-
Use of Property-Interest	570	261	15,915	15,915	-	-
Xfers/Interfund Transactions	3,444,500	2,926,019	3,770,771	3,770,771	3,620,857	3,620,857
<b>3030 - LEASE REVENUE BOND FD Total</b>	<b>3,473,593</b>	<b>2,926,280</b>	<b>3,786,686</b>	<b>3,786,686</b>	<b>3,620,857</b>	<b>3,620,857</b>
<b>3031 - MTA TAX BOND FD</b>						
Loan/Bond Proceeds	41,809,785	-	-	-	-	-
Misc Revenues	-	0	-	-	-	-
Use of Property-Interest	449	12,594	-	-	-	-
Xfers/Interfund Transactions	621,347	2,129,420	2,090,600	2,090,600	2,095,400	2,145,801
<b>3031 - MTA TAX BOND FD Total</b>	<b>42,431,580</b>	<b>2,142,015</b>	<b>2,090,600</b>	<b>2,090,600</b>	<b>2,095,400</b>	<b>2,145,801</b>
<b>3092 - SA BOND 2022A FD</b>						
Xfers/Interfund Transactions	-	-	-	2,058,880	4,500,238	4,500,238
<b>3092 - SA BOND 2022A FD Total</b>	<b>-</b>	<b>-</b>	<b>-</b>	<b>2,058,880</b>	<b>4,500,238</b>	<b>4,500,238</b>
<b>3093 - SA BOND 2022B FD</b>						
Xfers/Interfund Transactions	-	-	-	5,757,536	5,759,244	5,759,244
<b>3093 - SA BOND 2022B FD Total</b>	<b>-</b>	<b>-</b>	<b>-</b>	<b>5,757,536</b>	<b>5,759,244</b>	<b>5,759,244</b>
<b>5000 - WATER FD</b>						
Fees & Permits-Development	47,586	41,818	43,969	41,800	40,558	42,600
Fees & Permits-Other	184,362	143,172	85,000	143,200	95,536	146,100
Fines and Penalties	20,930	4,259	2,000	4,300	1,126	4,400
Misc Revenues	-	211	-	200	-	200
Other Public Agency/Private	-	-	-	-	-	1,033,000
Other Revenues	543,183	215,404	100,000	215,400	5,631	219,700
Rates & Assessments	15,399,606	14,696,411	10,896,417	14,696,700	15,428,541	14,990,600
Use of Property-Interest	-	-	34,761	-	28,609	-
Xfers/Interfund Transactions	8,704	-	684,441	-	-	1,417,662
<b>5000 - WATER FD Total</b>	<b>16,204,371</b>	<b>15,101,276</b>	<b>11,846,588</b>	<b>15,101,600</b>	<b>15,600,001</b>	<b>17,854,262</b>

## REVENUE SUMMARY BY FUND/CATEGORY

FUND/CATEGORY	FY 2020-21 Unaudited	FY 2021-22 Unaudited	FY 2022-23 Adj Bud	FY 2022-23 Unaudited	FY 2023-24 Adopted	FY 2023-24 Adj Bud
<b>5003 - WATER BOND 2009 FD</b>						
Other Revenues	233,049	-	-	-	-	-
Rates & Assessments	3,554,315	3,693,378	2,604,319	3,693,400	3,825,868	3,825,868
Use of Property-Interest	521	244	43,637	200	35,914	-
Xfers/Interfund Transactions	-	-	-	-	3,244,910	-
<b>5003 - WATER BOND 2009 FD Total</b>	<b>3,787,885</b>	<b>3,693,622</b>	<b>2,647,956</b>	<b>3,693,600</b>	<b>7,106,692</b>	<b>3,825,868</b>
<b>5100 - RUBBISH FD</b>						
Franchise Tax	1,012,112	1,062,019	996,877	996,900	1,067,555	1,016,800
Misc Revenues	119,500	190,867	100,000	100,000	100,000	102,000
Other Public Agency/Private	181,875	259,858	200,000	200,000	220,000	204,000
Other Revenues	4,337,825	4,426,816	4,539,179	4,539,200	4,904,674	4,630,000
Rates & Assessments	1,599,697	849,596	1,599,697	1,599,700	1,759,667	1,631,700
Use of Property-Interest	2	-	192	200	158	200
Xfers/Interfund Transactions	-	-	-	-	-	114,287
<b>5100 - RUBBISH FD Total</b>	<b>7,251,011</b>	<b>6,789,156</b>	<b>7,435,945</b>	<b>7,436,000</b>	<b>8,052,054</b>	<b>7,698,987</b>
<b>5116 - SEWER FD</b>						
Other Revenues	168,110	-	-	-	-	-
Rates & Assessments	925,410	866,252	801,299	866,300	801,299	883,600
Use of Property-Interest	788	3,420	30,441	3,400	25,053	3,500
<b>5116 - SEWER FD Total</b>	<b>1,094,309</b>	<b>869,672</b>	<b>831,740</b>	<b>869,700</b>	<b>826,352</b>	<b>887,100</b>
<b>5117 - SEWER BOND 2009 FD</b>						
Loan/Bond Proceeds	-	-	522,334	522,334	-	-
Other Revenues	106,555	-	-	-	-	-
Rates & Assessments	1,835,802	1,803,985	1,579,519	1,579,519	1,798,378	1,798,378
Use of Property-Interest	409	281	28,291	-	23,284	-
<b>5117 - SEWER BOND 2009 FD Total</b>	<b>1,942,765</b>	<b>1,804,266</b>	<b>2,130,144</b>	<b>2,101,853</b>	<b>1,821,662</b>	<b>1,798,378</b>
<b>5200 - GOLF COURSE FD</b>						
Other Revenues	1,749	-	-	-	-	-
Use of Property-Interest	-	-	246	-	202	-
<b>5200 - GOLF COURSE FD Total</b>	<b>1,749</b>	<b>-</b>	<b>246</b>	<b>-</b>	<b>202</b>	<b>-</b>
<b>6000 - EQUIPMENT RENTAL ISF FD</b>						
Other Revenues	90,000	-	-	-	-	-
Use of Property-Interest	-	-	5,940	-	4,889	-
Xfers/Interfund Transactions	1,598,063	-	1,419,223	1,419,223	1,419,223	1,607,033
<b>6000 - EQUIPMENT RENTAL ISF FD Total</b>	<b>1,688,063</b>	<b>-</b>	<b>1,425,163</b>	<b>1,419,223</b>	<b>1,424,112</b>	<b>1,607,033</b>
<b>6200 - CENTRAL DUPLICATION ISF FD</b>						
Xfers/Interfund Transactions	188,872	182,907	211,723	211,723	211,723	421,949
<b>6200 - CENTRAL DUPLICATION ISF FD Total</b>	<b>188,872</b>	<b>182,907</b>	<b>211,723</b>	<b>211,723</b>	<b>211,723</b>	<b>421,949</b>
<b>6300 - WORKERS COMP ISF FD</b>						
Xfers/Interfund Transactions	1,416,576	1,328,934	2,884,182	2,884,182	2,884,182	3,123,284
<b>6300 - WORKERS COMP ISF FD Total</b>	<b>1,416,576</b>	<b>1,328,934</b>	<b>2,884,182</b>	<b>2,884,182</b>	<b>2,884,182</b>	<b>3,123,284</b>
<b>6400 - LIABILITY INS FD</b>						
Xfers/Interfund Transactions	3,047,995	-	5,867,542	5,867,542	5,867,542	8,054,733
<b>6400 - LIABILITY INS FD Total</b>	<b>3,047,995</b>	<b>-</b>	<b>5,867,542</b>	<b>5,867,542</b>	<b>5,867,542</b>	<b>8,054,733</b>
<b>7002 - CATV GOVT FD</b>						
Franchise Tax	93,483	70,103	85,486	85,486	91,547	91,547
Xfers/Interfund Transactions	-	-	-	-	-	27,072
<b>7002 - CATV GOVT FD Total</b>	<b>93,483</b>	<b>70,103</b>	<b>85,486</b>	<b>85,486</b>	<b>91,547</b>	<b>118,619</b>
<b>GRAND TOTAL - ALL FUNDS</b>	<b>240,813,510</b>	<b>207,403,179</b>	<b>224,147,544</b>	<b>233,815,045</b>	<b>237,820,626</b>	<b>285,810,002</b>

## REVENUE DETAILS BY FUND/CATEGORY/ACCOUNT

FUND/CATEGORY/ACCOUNT	FY 2020-21 Unaudited	FY 2021-22 Unaudited	FY 2022-23 Adj Bud	FY 2022-23 Unaudited	FY 2023-24 Adopted	FY 2023-24 Adj Bud
<b>1001 - GENERAL FUND</b>						
<b>Business License-Casino</b>						
3248-REVENUE LICENSE FEE-CASINO	971,116	1,642,281	1,360,630	1,631,078	1,395,225	1,631,100
<b>Business License-Casino Total</b>	<b>971,116</b>	<b>1,642,281</b>	<b>1,360,630</b>	<b>1,631,078</b>	<b>1,395,225</b>	<b>1,631,100</b>
<b>Business License-Tax</b>						
3245-BUSINESS LICENSES	1,412,688	1,653,001	1,461,774	1,725,046	1,638,137	1,725,000
<b>Business License-Tax Total</b>	<b>1,412,688</b>	<b>1,653,001</b>	<b>1,461,774</b>	<b>1,725,046</b>	<b>1,638,137</b>	<b>1,725,000</b>
<b>Fees &amp; Permits-Development</b>						
3210-BUILDING PERMITS	1,223,682	1,263,724	1,098,247	1,453,366	1,357,873	1,453,400
3220-PLUMBING PERMITS	198,395	228,485	178,224	210,305	220,356	210,300
3230-ELECTRICAL PERMITS	167,578	171,474	150,271	220,541	185,795	220,500
3235-MECHANICAL PERMIT	120,043	136,987	107,298	130,286	132,663	130,300
3240-OTHER CONSTRUCTION PERMITS	31,952	45,202	28,547	579,563	35,296	579,600
3243-TOBACCO PERMIT	42,000	49,580	38,000	45,000	45,150	45,000
3246-BUSINESS LICENSE RENTAL	105,649	91,472	80,000	113,501	75,600	113,500
3250-CERTIFICATE OF OCCUPANCY	91,500	101,721	86,806	80,917	76,430	80,900
3251-LAW ENFORCEMENT IMPACT FEES	2,845	6,361	1,705	5,206	3,338	5,200
3252-PARK IMPACT FEE	90,806	119,548	54,398	165,745	106,508	165,700
3253-FIRE PROTECTION IMPACT FEE	7,960	17,802	4,769	15,300	9,337	15,300
3254-TRANSPORTATION IMPACT FEE	22,499	50,221	13,486	49,337	26,405	49,300
3255-P/WORKS/TRANSIT IMPACT FEE	14,667	32,801	8,786	27,405	17,203	27,400
3256-GENERAL GOVT IMPACT FEE	28,138	62,920	16,856	52,581	33,003	52,600
3265-FIRE PERMIT FEE	293,549	270,979	220,000	299,699	257,977	299,700
3266-TANK REMOVAL OVER/HAUL	37,090	54,336	37,090	30,443	20,376	30,400
3270-SPECIAL WEEKEND INSPECTIO FEES	5,533	-	-	-	-	-
3275-CONDNDITIONAL USE VARIANCE	378,717	52,426	30,000	41,012	21,000	41,000
3277-PRE SALES PERMIT	88,526	100,079	75,000	59,600	42,000	59,600
3610-ENVIRONMENTAL REVIEW	589,409	542,597	510,000	565,632	525,000	565,600
3612-SUBDIVISION FEES	39,061	16,296	15,000	20,286	15,750	20,300
3615-SALE OF MAPS AND PUBLICATIONS	1,100	3,500	400	4,387	420	4,400
3640-PLAN CHECKING FEES	797,373	941,229	736,764	103,353	63,772	103,400
3643-ADMIN FEES-CODE ENFORCEMENT	194,740	321,342	100,000	410,075	157,500	410,100
3666-SUBSTANDARD ABATEMENT	134,548	57,128	43,687	58,479	42,169	58,500
<b>Fees &amp; Permits-Development Total</b>	<b>4,707,360</b>	<b>4,738,211</b>	<b>3,635,334</b>	<b>4,742,018</b>	<b>3,470,921</b>	<b>4,742,000</b>
<b>Fees &amp; Permits-Other</b>						
3201-FILM PERMITS	3,300	14,700	5,000	4,200	6,182	4,200
3264-BURGLAR ALARM PERMIT	14,250	13,785	13,630	12,375	7,896	12,400
3280-MISCELLANEOUS LICENSES	54,276	80,264	50,849	102,874	61,264	102,900
3320-OTHER COURT FEES	75,606	94,811	50,000	95,852	50,000	95,900
3617-OTHER FILING & CERTIFICATES	10,550	-	-	-	-	-
3623-SPECIAL FIRE DEPARTMENT	84,066	226,403	84,189	153,779	88,398	153,800
3624-FIRE INSURANCE BILLINGS	5,869	123	-	-	-	-
3684-ADVERTISEMENT CHARGES / FEES	227,609	282,208	227,609	281,524	184,000	281,500
3887-US PASSPORT SERVICES	16,115	12,765	8,000	24,135	8,000	24,100
3890-MISC CHARGES FOR CURRENT SVCS	40,188	44,492	26,000	51,059	26,000	51,100
<b>Fees &amp; Permits-Other Total</b>	<b>531,828</b>	<b>769,550</b>	<b>465,277</b>	<b>725,797</b>	<b>431,740</b>	<b>725,900</b>
<b>Fees &amp; Permits-Recreation</b>						
3721-P&R ROOM RENTALS	350	21,895	293	22,383	308	22,400
<b>Fees &amp; Permits-Recreation Total</b>	<b>350</b>	<b>21,895</b>	<b>293</b>	<b>22,383</b>	<b>308</b>	<b>22,400</b>
<b>Fines and Penalties</b>						
3315-PARKING CITATIONS	2,153,752	2,220,623	2,153,752	2,928,480	2,153,752	2,928,500
3321-VEHICLE IMPOUND	27,565	35,495	18,000	49,265	18,900	49,300
3842-OTHER PENALTIES-RETURNED CHECK	459	316	200	456	-	500
<b>Fines and Penalties Total</b>	<b>2,181,776</b>	<b>2,256,434</b>	<b>2,171,952</b>	<b>2,978,201</b>	<b>2,172,652</b>	<b>2,978,300</b>

## REVENUE DETAILS BY FUND/CATEGORY/ACCOUNT

FUND/CATEGORY/ACCOUNT	FY 2020-21 Unaudited	FY 2021-22 Unaudited	FY 2022-23 Adj Bud	FY 2022-23 Unaudited	FY 2023-24 Adopted	FY 2023-24 Adj Bud
<b>Franchise Tax</b>						
3121-GAS UTILITY FRANCHISE TAX	187,705	-	171,648	316,124	183,818	316,100
3122-ELECTRIC FRANCHISE TAX	356,229	393,642	325,757	471,350	348,853	471,300
3124-OTHER WATER FRANCHISE TAX	10,276	-	9,397	10,442	10,063	10,400
3125-RUBBISH FRANCHISE TAX	535,109	462,036	489,335	662,919	524,029	662,900
3126-OTHER FRANCHISE TAX	617,102	409,993	564,314	513,831	604,324	513,800
3127-TOWING FRANCHISE TAX	18,480	14,042	4,500	20,494	4,500	20,500
<b>Franchise Tax Total</b>	<b>1,724,901</b>	<b>1,279,714</b>	<b>1,564,951</b>	<b>1,995,161</b>	<b>1,675,587</b>	<b>1,995,000</b>
<b>Hotel Tax</b>						
3140-TRANSIENT OCCUPANCY	67,925	56,083	45,581	80,981	66,564	81,000
<b>Hotel Tax Total</b>	<b>67,925</b>	<b>56,083</b>	<b>45,581</b>	<b>80,981</b>	<b>66,564</b>	<b>81,000</b>
<b>Misc Revenues</b>						
3571-LEGAL RECOVERY FEES	150,065	28,108	-	-	-	-
3641-ADMINISTRATION FEE-PAYROLL	154	38	-	336	-	300
3750-INSURANCE CHARGES/OTHER REIMB	2,776	157	-	1,509	-	1,500
3980-MISCELLANEOUS REVENUE	540	2,829	-	3,194	-	3,200
<b>Misc Revenues Total</b>	<b>153,535</b>	<b>31,133</b>	<b>-</b>	<b>5,039</b>	<b>-</b>	<b>5,000</b>
<b>Other Public Agency/Private</b>						
3579-OTHER COUNTY GRANTS	-	-	-	863	-	900
<b>Other Public Agency/Private Total</b>	<b>-</b>	<b>-</b>	<b>-</b>	<b>863</b>	<b>-</b>	<b>900</b>
<b>Other Revenues</b>						
3570-Court Subpeona Reimbursements	1,023	2,450	500	3,965	500	4,000
3573-JUDGMENT DEBT COLLECTION REV	3,760	4,021	-	1,400	-	1,400
3618-CITY PROVIDED MEDICAL	168,502	113,320	115,000	91,968	40,000	92,000
3625-FIRE EMERGENCY	-	-	-	580	-	600
3958-RESTITUTION RECOVERY TREAS OFF	1,859	575	-	1,548,486	-	-
3959-OVERAGE/SHORTAGE	(718)	97	-	(713)	-	-
3968-CUSD CROSSING GUARDS	63,743	-	-	-	-	-
3969-SALES PROCEED	-	887,798	-	-	-	-
3970-REVENUE PRIOR YEARS	(870,123)	18,854	-	-	-	-
<b>Other Revenues Total</b>	<b>(631,954)</b>	<b>1,027,114</b>	<b>115,500</b>	<b>1,645,685</b>	<b>40,500</b>	<b>98,000</b>
<b>Property Tax</b>						
3010-PROPERTY TAXES CURRENT	5,915,572	5,961,262	5,519,917	6,510,146	5,770,826	6,640,300
3013-TRANS TAX REVENUE	-	-	-	104	-	100
3020-CURRENT YEAR-UNSECURED	-	-	-	7,215	-	7,400
3030-PRIOR YEARS-SECURED	245,998	-	223,937	-	234,116	-
3040-PRIOR YEARS-UNSECURED	(181)	11,255	-	-	-	-
3060-AIRCRAFT	(3,242)	8,475	8,000	13,240	8,000	13,500
3150-PROPERTY TRANSFER	237,088	296,721	237,088	214,154	211,202	218,400
3521-STATE HOMEOWNERS PRIOR YR	20,451	20,469	17,435	10,196	17,435	10,400
<b>Property Tax Total</b>	<b>6,415,685</b>	<b>6,298,183</b>	<b>6,006,377</b>	<b>6,755,055</b>	<b>6,241,579</b>	<b>6,890,100</b>
<b>Property Tax In Lieu of VLF</b>						
3511-PROP TAX IN LIEU OF VLF	12,495,028	12,931,072	12,495,028	13,836,139	12,495,028	14,112,900
<b>Property Tax In Lieu of VLF Total</b>	<b>12,495,028</b>	<b>12,931,072</b>	<b>12,495,028</b>	<b>13,836,139</b>	<b>12,495,028</b>	<b>14,112,900</b>
<b>Sales Tax</b>						
3110-SALES AND USE TAX	12,069,634	9,650,597	12,241,607	9,563,926	12,712,067	9,563,900
3111-SALES AND USE TAXES-PSAF	364,290	302,223	391,783	313,866	406,840	313,900
<b>Sales Tax Total</b>	<b>12,433,925</b>	<b>9,952,819</b>	<b>12,633,390</b>	<b>9,877,792</b>	<b>13,118,907</b>	<b>9,877,800</b>
<b>Use of Property-Interest</b>						
3410-INTEREST INCOME	161,346	110,278	167,138	490,978	137,557	491,000
3971-CHANGE IN FAIR MKT VALUE	(141,112)	(2,445)	-	-	-	-
<b>Use of Property-Interest Total</b>	<b>20,235</b>	<b>107,833</b>	<b>167,138</b>	<b>490,978</b>	<b>137,557</b>	<b>491,000</b>

## REVENUE DETAILS BY FUND/CATEGORY/ACCOUNT

FUND/CATEGORY/ACCOUNT	FY 2020-21 Unaudited	FY 2021-22 Unaudited	FY 2022-23 Adj Bud	FY 2022-23 Unaudited	FY 2023-24 Adopted	FY 2023-24 Adj Bud
<b>Use of Property-Rent</b>						
3420-RENTS & CONCESSIONS	743,550	473,228	623,040	480,185	654,192	480,200
3421-RENTS AND CONCESSIONS COMM	-	-	-	9,502	-	9,500
<b>Use of Property-Rent Total</b>	<b>743,550</b>	<b>473,228</b>	<b>623,040</b>	<b>489,687</b>	<b>654,192</b>	<b>489,700</b>
<b>Utility User Tax</b>						
3160-TELEPHONE USERS TAX	1,143,853	925,233	863,861	1,043,960	937,884	1,044,000
3161-GAS USERS TAX	2,140,948	2,475,793	1,789,037	3,490,639	2,358,188	3,490,600
3162-ELECTRICITY USERS TAX	6,234,162	6,267,452	5,450,674	8,020,662	7,184,712	8,020,700
3163-CITY WATER USERS TAX	1,382,216	1,395,754	1,249,294	480,686	1,646,735	480,700
3164-OTHER WATER USERS TAX	777,355	691,619	679,660	657,812	895,882	657,800
3165-CELLULAR USERS TAX	423,335	370,788	319,711	360,528	347,106	360,500
3167-TELEPHONE USERS PREPAYMENT	171,618	122,499	129,609	135,171	140,715	135,200
<b>Utility User Tax Total</b>	<b>12,273,488</b>	<b>12,249,138</b>	<b>10,481,846</b>	<b>14,189,458</b>	<b>13,511,222</b>	<b>14,189,500</b>
<b>Xfers/Interfund Transactions</b>						
3602-COST ALLOCATION PLAN	4,600,000	4,600,000	4,600,000	4,600,000	4,600,000	5,382,899
3881-REPRODUCTION ISF CHARGES	3,959	4,382	1,000	3,953	1,000	-
3902-r/ CONTRIBUTION FROM OTHER FUNDS	126,494	-	-	-	-	-
3920-CONTRIBUTION FROM OTHER FUND	975,882	-	-	-	-	-
<b>Xfers/Interfund Transactions Total</b>	<b>5,706,335</b>	<b>4,604,382</b>	<b>4,601,000</b>	<b>4,603,953</b>	<b>4,601,000</b>	<b>5,382,899</b>
<b>1001 - GENERAL FUND Total</b>	<b>61,207,767</b>	<b>60,092,073</b>	<b>57,829,111</b>	<b>65,795,313</b>	<b>61,651,119</b>	<b>65,438,499</b>
<b>1004 - MEAS P - 1% SALES TAX FD</b>						
<b>Other Revenues</b>						
3413-INTERFUND INT REVENUE	46,357	-	-	-	-	-
<b>Other Revenues Total</b>	<b>46,357</b>	<b>-</b>	<b>-</b>	<b>-</b>	<b>-</b>	<b>-</b>
<b>Sales Tax</b>						
3109-MEASURE P 1% SALES TAX	14,919,817	15,405,199	15,712,083	14,426,950	16,315,917	14,427,000
<b>Sales Tax Total</b>	<b>14,919,817</b>	<b>15,405,199</b>	<b>15,712,083</b>	<b>14,426,950</b>	<b>16,315,917</b>	<b>14,427,000</b>
<b>Use of Property-Interest</b>						
3410-INTEREST INCOME	-	-	45,367	-	37,338	-
<b>Use of Property-Interest Total</b>	<b>-</b>	<b>-</b>	<b>45,367</b>	<b>-</b>	<b>37,338</b>	<b>-</b>
<b>1004 - MEAS P - 1% SALES TAX FD Total</b>	<b>14,966,174</b>	<b>15,405,199</b>	<b>15,757,450</b>	<b>14,426,950</b>	<b>16,353,255</b>	<b>14,427,000</b>
<b>1017 - STREET REPAIR &amp; MAINT FD</b>						
<b>Other Revenues</b>						
3257-BRICLYARD DEVELOPMENT AGREEMEN	65,073	65,073	-	25,028	-	-
<b>Other Revenues Total</b>	<b>65,073</b>	<b>65,073</b>	<b>-</b>	<b>25,028</b>	<b>-</b>	<b>-</b>
<b>1017 - STREET REPAIR &amp; MAINT FD Total</b>	<b>65,073</b>	<b>65,073</b>	<b>-</b>	<b>25,028</b>	<b>-</b>	<b>-</b>
<b>1033 - AB3229-COPS FD</b>						
<b>Other Public Agency/Private</b>						
3579-OTHER COUNTY GRANTS	220,137	149,787	150,000	277,467	-	150,866
<b>Other Public Agency/Private Total</b>	<b>220,137</b>	<b>149,787</b>	<b>150,000</b>	<b>277,467</b>	<b>-</b>	<b>150,866</b>
<b>Other Revenues</b>						
3413-INTERFUND INT REVENUE	922	-	-	-	-	-
3970-REVENUE PRIOR YEARS	110,348	-	-	-	-	-
<b>Other Revenues Total</b>	<b>111,270</b>	<b>-</b>	<b>-</b>	<b>-</b>	<b>-</b>	<b>-</b>
<b>Use of Property-Interest</b>						
3410-INTEREST INCOME	-	-	895	-	150,000	-
<b>Use of Property-Interest Total</b>	<b>-</b>	<b>-</b>	<b>895</b>	<b>-</b>	<b>150,000</b>	<b>-</b>
<b>1033 - AB3229-COPS FD Total</b>	<b>331,407</b>	<b>149,787</b>	<b>150,895</b>	<b>277,467</b>	<b>150,000</b>	<b>150,866</b>

## REVENUE DETAILS BY FUND/CATEGORY/ACCOUNT

FUND/CATEGORY/ACCOUNT	FY 2020-21 Unaudited	FY 2021-22 Unaudited	FY 2022-23 Adj Bud	FY 2022-23 Unaudited	FY 2023-24 Adopted	FY 2023-24 Adj Bud
<b>1060 - GANG INTERVENTION 2006 FD</b>						
Other Revenues						
3413-INTERFUND INT REVENUE	6	-	-	-	-	-
3970-REVENUE PRIOR YEARS	34	-	-	-	-	-
<b>Other Revenues Total</b>	<b>40</b>	<b>-</b>	<b>-</b>	<b>-</b>	<b>-</b>	<b>-</b>
Use of Property-Interest						
3410-INTEREST INCOME	-	-	6	-	5	-
<b>Use of Property-Interest Total</b>	<b>-</b>	<b>-</b>	<b>6</b>	<b>-</b>	<b>5</b>	<b>-</b>
<b>1060 - GANG INTERVENTION 2006 FD Total</b>	<b>40</b>	<b>-</b>	<b>6</b>	<b>-</b>	<b>5</b>	<b>-</b>
<b>1073 - JAG GRANT 2016 FD</b>						
Use of Property-Interest						
3410-INTEREST INCOME	1	3	-	-	-	-
<b>Use of Property-Interest Total</b>	<b>1</b>	<b>3</b>	<b>-</b>	<b>-</b>	<b>-</b>	<b>-</b>
<b>1073 - JAG GRANT 2016 FD Total</b>	<b>1</b>	<b>3</b>	<b>-</b>	<b>-</b>	<b>-</b>	<b>-</b>
<b>1076 - CALFIRE FD</b>						
Other Public Agency/Private						
3569-OTHER STATE GRANT	-	-	-	11,900	-	-
<b>Other Public Agency/Private Total</b>	<b>-</b>	<b>-</b>	<b>-</b>	<b>11,900</b>	<b>-</b>	<b>-</b>
<b>1076 - CALFIRE FD Total</b>	<b>-</b>	<b>-</b>	<b>-</b>	<b>11,900</b>	<b>-</b>	<b>-</b>
<b>1077 - SB859 - URBAN GREENING FD</b>						
Other Public Agency/Private						
3569-OTHER STATE GRANT	-	-	1,207,921	1,207,921	329,270	1,537,191
<b>Other Public Agency/Private Total</b>	<b>-</b>	<b>-</b>	<b>1,207,921</b>	<b>1,207,921</b>	<b>329,270</b>	<b>1,537,191</b>
<b>1077 - SB859 - URBAN GREENING FD Total</b>	<b>-</b>	<b>-</b>	<b>1,207,921</b>	<b>1,207,921</b>	<b>329,270</b>	<b>1,537,191</b>
<b>1079 - JAG GRANT 2019 FD</b>						
Other Public Agency/Private						
3565-OTHER FEDERAL GRANTS	-	-	76,851	76,851	-	-
<b>Other Public Agency/Private Total</b>	<b>-</b>	<b>-</b>	<b>76,851</b>	<b>76,851</b>	<b>-</b>	<b>-</b>
<b>1079 - JAG GRANT 2019 FD Total</b>	<b>-</b>	<b>-</b>	<b>76,851</b>	<b>76,851</b>	<b>-</b>	<b>-</b>
<b>1080 - BJA COVID 19 FD</b>						
Other Public Agency/Private						
3565-OTHER FEDERAL GRANTS	149,719	-	97,984	97,984	-	-
<b>Other Public Agency/Private Total</b>	<b>149,719</b>	<b>-</b>	<b>97,984</b>	<b>97,984</b>	<b>-</b>	<b>-</b>
Other Revenues						
3970-REVENUE PRIOR YEARS	(149,719)	-	-	-	-	-
<b>Other Revenues Total</b>	<b>(149,719)</b>	<b>-</b>	<b>-</b>	<b>-</b>	<b>-</b>	<b>-</b>
<b>1080 - BJA COVID 19 FD Total</b>	<b>-</b>	<b>-</b>	<b>97,984</b>	<b>97,984</b>	<b>-</b>	<b>-</b>
<b>1083 - DOJ FED FD</b>						
Other Public Agency/Private						
3565-OTHER FEDERAL GRANTS	-	-	74,408	74,408	-	74,408
<b>Other Public Agency/Private Total</b>	<b>-</b>	<b>-</b>	<b>74,408</b>	<b>74,408</b>	<b>-</b>	<b>74,408</b>
<b>1083 - DOJ FED FD Total</b>	<b>-</b>	<b>-</b>	<b>74,408</b>	<b>74,408</b>	<b>-</b>	<b>74,408</b>

## REVENUE DETAILS BY FUND/CATEGORY/ACCOUNT

FUND/CATEGORY/ACCOUNT	FY 2020-21 Unaudited	FY 2021-22 Unaudited	FY 2022-23 Adj Bud	FY 2022-23 Unaudited	FY 2023-24 Adopted	FY 2023-24 Adj Bud
<b>1201 - SARAFF FD</b>						
<b>Fees &amp; Permits-Other</b>						
3280-MISCELLANEOUS LICENSES	-	2,000	-	-	-	-
<b>Fees &amp; Permits-Other Total</b>	-	<b>2,000</b>	-	-	-	-
<b>Misc Revenues</b>						
3980-MISCELLANEOUS REVENUE	-	-	-	545	-	-
<b>Misc Revenues Total</b>	-	-	-	<b>545</b>	-	-
<b>Other Revenues</b>						
3969-SALES PROCEED	-	-	-	850,194	-	-
3970-REVENUE PRIOR YEARS	(5,580,226)	-	-	-	-	-
<b>Other Revenues Total</b>	<b>(5,580,226)</b>	-	-	<b>850,194</b>	-	-
<b>Property Tax</b>						
3010-PROPERTY TAXES CURRENT	14,020,846	14,444,428	13,335,922	13,312,765	13,942,108	13,579,000
<b>Property Tax Total</b>	<b>14,020,846</b>	<b>14,444,428</b>	<b>13,335,922</b>	<b>13,312,765</b>	<b>13,942,108</b>	<b>13,579,000</b>
<b>Sale of Property</b>						
3910-SALE OF REAL OR PERSONAL PROP	-	-	-	2,350	-	2,400
<b>Sale of Property Total</b>	-	-	-	<b>2,350</b>	-	<b>2,400</b>
<b>Use of Property-Interest</b>						
3410-INTEREST INCOME	174,878	44,836	163,808	270,894	134,817	270,900
3971-CHANGE IN FAIR MKT VALUE	(3,186,610)	(2,589)	-	-	-	-
<b>Use of Property-Interest Total</b>	<b>(3,011,732)</b>	<b>42,247</b>	<b>163,808</b>	<b>270,894</b>	<b>134,817</b>	<b>270,900</b>
<b>Use of Property-Rent</b>						
3420-RENTS & CONCESSIONS	7,500	5,500	6,284	3,500	6,598	3,500
3421-RENTS AND CONCESSIONS COMM	-	-	-	2,000	-	-
<b>Use of Property-Rent Total</b>	<b>7,500</b>	<b>5,500</b>	<b>6,284</b>	<b>5,500</b>	<b>6,598</b>	<b>3,500</b>
<b>Xfers/Interfund Transactions</b>						
3604-XFER IN FOR PERS SUPPORT	-	-	-	-	-	72,520
<b>Xfers/Interfund Transactions Total</b>	-	-	-	-	-	<b>72,520</b>
<b>1201 - SARAFF FD Total</b>	<b>5,436,388</b>	<b>14,494,175</b>	<b>13,506,014</b>	<b>14,442,248</b>	<b>14,083,523</b>	<b>13,928,320</b>
<b>1205 - LOCAL HOUSING FD</b>						
<b>Loan/Bond Proceeds</b>						
3965-REPAYMENT OF DEFERRED LOAN	141,995	102,642	32,896	24,001	14,012	14,000
<b>Loan/Bond Proceeds Total</b>	<b>141,995</b>	<b>102,642</b>	<b>32,896</b>	<b>24,001</b>	<b>14,012</b>	<b>14,000</b>
<b>Misc Revenues</b>						
3999-UNAPPROPRIATED REVENUE	5,000	550	-	-	-	-
<b>Misc Revenues Total</b>	<b>5,000</b>	<b>550</b>	-	-	-	-
<b>Other Revenues</b>						
3413-INTERFUND INT REVENUE	27,436	-	-	-	-	-
3969-SALES PROCEED	-	-	-	25,574	-	-
3970-REVENUE PRIOR YEARS	1,856,783	-	-	-	-	-
<b>Other Revenues Total</b>	<b>1,884,219</b>	-	-	<b>25,574</b>	-	-
<b>Property Tax</b>						
3010-PROPERTY TAXES CURRENT	82,351	82,124	-	-	-	-
<b>Property Tax Total</b>	<b>82,351</b>	<b>82,124</b>	-	-	-	-
<b>Use of Property-Interest</b>						
3410-INTEREST INCOME	155,481	23,230	27,074	294,433	22,282	22,500
3971-CHANGE IN FAIR MKT VALUE	(18,976)	(500)	-	-	-	-
<b>Use of Property-Interest Total</b>	<b>136,505</b>	<b>22,730</b>	<b>27,074</b>	<b>294,433</b>	<b>22,282</b>	<b>22,500</b>

## REVENUE DETAILS BY FUND/CATEGORY/ACCOUNT

FUND/CATEGORY/ACCOUNT	FY 2020-21	FY 2021-22	FY 2022-23	FY 2022-23	FY 2023-24	FY 2023-24
	Unaudited	Unaudited	Adj Bud	Unaudited	Adopted	Adj Bud
<b>Use of Property-Rent</b>						
3420-RENTS & CONCESSIONS	60,000	15,000	50,276	62,000	52,790	62,000
<b>Use of Property-Rent Total</b>	<b>60,000</b>	<b>15,000</b>	<b>50,276</b>	<b>62,000</b>	<b>52,790</b>	<b>62,000</b>
<b>Xfers/Interfund Transactions</b>						
3604-XFER IN FOR PERS SUPPORT	-	-	-	-	-	12,456
<b>Xfers/Interfund Transactions Total</b>	<b>-</b>	<b>-</b>	<b>-</b>	<b>-</b>	<b>-</b>	<b>12,456</b>
<b>1205 - LOCAL HOUSING FD Total</b>	<b>2,310,070</b>	<b>223,046</b>	<b>110,246</b>	<b>406,009</b>	<b>89,084</b>	<b>110,956</b>
<b>1518 - DOT COMUNTY PRJS FD</b>						
<b>Other Public Agency/Private</b>						
3565-OTHER FEDERAL GRANTS	-	-	-	187,476	-	-
3569-OTHER STATE GRANT	-	-	26,000	30,609	12,000,000	12,000,000
<b>Other Public Agency/Private Total</b>	<b>-</b>	<b>-</b>	<b>26,000</b>	<b>218,085</b>	<b>12,000,000</b>	<b>12,000,000</b>
<b>1518 - DOT COMUNTY PRJS FD Total</b>	<b>-</b>	<b>-</b>	<b>26,000</b>	<b>218,085</b>	<b>12,000,000</b>	<b>12,000,000</b>
<b>1520 - MEASURE R FD</b>						
<b>Other Public Agency/Private</b>						
3579-OTHER COUNTY GRANTS	810,749	-	-	-	-	-
<b>Other Public Agency/Private Total</b>	<b>810,749</b>	<b>-</b>	<b>-</b>	<b>-</b>	<b>-</b>	<b>-</b>
<b>Sales Tax</b>						
3578-1/2 CENT SALES TAX	426,498	1,539,848	432,575	1,598,337	1,275,448	1,598,300
<b>Sales Tax Total</b>	<b>426,498</b>	<b>1,539,848</b>	<b>432,575</b>	<b>1,598,337</b>	<b>1,275,448</b>	<b>1,598,300</b>
<b>Use of Property-Interest</b>						
3410-INTEREST INCOME	10,743	7,395	10,111	29,775	8,322	8,300
3971-CHANGE IN FAIR MKT VALUE	(9,190)	(159)	-	-	-	-
<b>Use of Property-Interest Total</b>	<b>1,553</b>	<b>7,235</b>	<b>10,111</b>	<b>29,775</b>	<b>8,322</b>	<b>8,300</b>
<b>Xfers/Interfund Transactions</b>						
3604-XFER IN FOR PERS SUPPORT	-	-	-	-	-	133,312
<b>Xfers/Interfund Transactions Total</b>	<b>-</b>	<b>-</b>	<b>-</b>	<b>-</b>	<b>-</b>	<b>133,312</b>
<b>1520 - MEASURE R FD Total</b>	<b>1,238,800</b>	<b>1,547,084</b>	<b>442,686</b>	<b>1,628,112</b>	<b>1,283,770</b>	<b>1,739,912</b>
<b>1528 - MEASURE M FD</b>						
<b>Other Public Agency/Private</b>						
3108-MEASURE M	921,427	-	1,261,661	-	1,855,519	-
<b>Other Public Agency/Private Total</b>	<b>921,427</b>	<b>-</b>	<b>1,261,661</b>	<b>-</b>	<b>1,855,519</b>	<b>-</b>
<b>Sales Tax</b>						
3578-1/2 CENT SALES TAX	480,418	1,742,515	487,264	1,808,061	-	1,808,100
<b>Sales Tax Total</b>	<b>480,418</b>	<b>1,742,515</b>	<b>487,264</b>	<b>1,808,061</b>	<b>-</b>	<b>1,808,100</b>
<b>Use of Property-Interest</b>						
3410-INTEREST INCOME	6,109	3,876	6,924	15,608	5,699	15,600
3971-CHANGE IN FAIR MKT VALUE	(6,024)	(83)	-	-	-	-
<b>Use of Property-Interest Total</b>	<b>85</b>	<b>3,793</b>	<b>6,924</b>	<b>15,608</b>	<b>5,699</b>	<b>15,600</b>
<b>1528 - MEASURE M FD Total</b>	<b>1,401,931</b>	<b>1,746,308</b>	<b>1,755,849</b>	<b>1,823,669</b>	<b>1,861,218</b>	<b>1,823,700</b>

## REVENUE DETAILS BY FUND/CATEGORY/ACCOUNT

FUND/CATEGORY/ACCOUNT	FY 2020-21 Unaudited	FY 2021-22 Unaudited	FY 2022-23 Adj Bud	FY 2022-23 Unaudited	FY 2023-24 Adopted	FY 2023-24 Adj Bud
<b>1529 - MEASURE W FD</b>						
Other Public Agency/Private						
3565-OTHER FEDERAL GRANTS	810,198	-	-	-	-	-
3579-OTHER COUNTY GRANTS	-	1,198,484	-	1,194,670	1,610,000	-
Other Public Agency/Private Total	810,198	1,198,484	-	1,194,670	1,610,000	-
<b>1529 - MEASURE W FD Total</b>	<b>810,198</b>	<b>1,198,484</b>	<b>-</b>	<b>1,194,670</b>	<b>1,610,000</b>	<b>-</b>
<b>1530 - MTA DOT PLANNING GRANT FD</b>						
Other Public Agency/Private						
3579-OTHER COUNTY GRANTS	160,991	23,293	1,113,522	1,113,522	-	-
Other Public Agency/Private Total	160,991	23,293	1,113,522	1,113,522	-	-
Other Revenues						
3970-REVENUE PRIOR YEARS	(46,431)	-	-	-	-	-
Other Revenues Total	(46,431)	-	-	-	-	-
<b>1530 - MTA DOT PLANNING GRANT FD Total</b>	<b>114,561</b>	<b>23,293</b>	<b>1,113,522</b>	<b>1,113,522</b>	<b>-</b>	<b>-</b>
<b>1641 - EDA REV LOAN FD</b>						
Use of Property-Interest						
3410-INTEREST INCOME	-	45	386	386	318	318
Use of Property-Interest Total	-	45	386	386	318	318
<b>1641 - EDA REV LOAN FD Total</b>	<b>-</b>	<b>45</b>	<b>386</b>	<b>386</b>	<b>318</b>	<b>318</b>
<b>1672 - RENTAL REHAB LOAN FD</b>						
Use of Property-Interest						
3410-INTEREST INCOME	-	-	19	19	16	16
Use of Property-Interest Total	-	-	19	19	16	16
<b>1672 - RENTAL REHAB LOAN FD Total</b>	<b>-</b>	<b>-</b>	<b>19</b>	<b>19</b>	<b>16</b>	<b>16</b>
<b>1674 - NEIGHBORHOOD STABIL FD</b>						
Loan/Bond Proceeds						
3965-REPAYMENT OF DEFERRED LOAN	39,600	51,925	10,394	42,900	33,000	33,000
Loan/Bond Proceeds Total	39,600	51,925	10,394	42,900	33,000	33,000
Other Public Agency/Private						
3583-HUD REVENUE	4,420	-	-	-	-	-
Other Public Agency/Private Total	4,420	-	-	-	-	-
Other Revenues						
3413-INTERFUND INT REVENUE	202	-	-	-	-	-
3970-REVENUE PRIOR YEARS	1,190	-	-	-	-	-
Other Revenues Total	1,392	-	-	-	-	-
Use of Property-Interest						
3410-INTEREST INCOME	-	-	196	-	161	-
Use of Property-Interest Total	-	-	196	-	161	-
<b>1674 - NEIGHBORHOOD STABIL FD Total</b>	<b>45,412</b>	<b>51,925</b>	<b>10,590</b>	<b>42,900</b>	<b>33,161</b>	<b>33,000</b>
<b>1900 - PROP C FD</b>						
Other Public Agency/Private						
3569-OTHER STATE GRANT	-	738,662	1,482,641	-	-	-
Other Public Agency/Private Total	-	738,662	1,482,641	-	-	-
Sales Tax						
3578-1/2 CENT SALES TAX	1,647,379	2,053,462	1,670,851	2,131,730	1,735,064	2,131,700
Sales Tax Total	1,647,379	2,053,462	1,670,851	2,131,730	1,735,064	2,131,700

## REVENUE DETAILS BY FUND/CATEGORY/ACCOUNT

FUND/CATEGORY/ACCOUNT	FY 2020-21 Unaudited	FY 2021-22 Unaudited	FY 2022-23 Adj Bud	FY 2022-23 Unaudited	FY 2023-24 Adopted	FY 2023-24 Adj Bud
<b>Use of Property-Interest</b>						
3410-INTEREST INCOME	9,129	6,284	8,592	25,302	7,071	7,000
3971-CHANGE IN FAIR MKT VALUE	(7,809)	(135)	-	-	-	-
<b>Use of Property-Interest Total</b>	<b>1,320</b>	<b>6,148</b>	<b>8,592</b>	<b>25,302</b>	<b>7,071</b>	<b>7,000</b>
<b>Xfers/Interfund Transactions</b>						
3604-XFER IN FOR PERS SUPPORT	-	-	-	-	-	32,094
<b>Xfers/Interfund Transactions Total</b>	<b>-</b>	<b>-</b>	<b>-</b>	<b>-</b>	<b>-</b>	<b>32,094</b>
<b>1900 - PROP C FD Total</b>	<b>1,648,699</b>	<b>2,798,272</b>	<b>3,162,084</b>	<b>2,157,032</b>	<b>1,742,135</b>	<b>2,170,794</b>
<b>1916 - MTA FD</b>						
<b>Other Public Agency/Private</b>						
3579-OTHER COUNTY GRANTS	-	-	-	-	-	11,380,000
<b>Other Public Agency/Private Total</b>	<b>-</b>	<b>-</b>	<b>-</b>	<b>-</b>	<b>-</b>	<b>11,380,000</b>
<b>1916 - MTA FD Total</b>	<b>-</b>	<b>-</b>	<b>-</b>	<b>-</b>	<b>-</b>	<b>11,380,000</b>
<b>2000 - PROP A FD</b>						
<b>Fees &amp; Permits-Recreation</b>						
3423-PASSENGER FARES/DIAL A RIDE	5	190	-	360	-	-
<b>Fees &amp; Permits-Recreation Total</b>	<b>5</b>	<b>190</b>	<b>-</b>	<b>360</b>	<b>-</b>	<b>-</b>
<b>Misc Revenues</b>						
3422-PASSENGER FARE/LOS ANGELES COU	17,193	30,867	25,623	31,745	25,623	30,000
3980-MISCELLANEOUS REVENUE	132,030	92,750	-	-	-	-
<b>Misc Revenues Total</b>	<b>149,223</b>	<b>123,617</b>	<b>25,623</b>	<b>31,745</b>	<b>25,623</b>	<b>30,000</b>
<b>Other Public Agency/Private</b>						
3577-OTHER AGENCIES-MTA	-	-	212,445	122,445	-	-
<b>Other Public Agency/Private Total</b>	<b>-</b>	<b>-</b>	<b>212,445</b>	<b>122,445</b>	<b>-</b>	<b>-</b>
<b>Sales Tax</b>						
3578-1/2 CENT SALES TAX	1,986,076	2,475,604	2,014,375	2,569,986	2,091,790	2,570,000
<b>Sales Tax Total</b>	<b>1,986,076</b>	<b>2,475,604</b>	<b>2,014,375</b>	<b>2,569,986</b>	<b>2,091,790</b>	<b>2,570,000</b>
<b>Use of Property-Interest</b>						
3410-INTEREST INCOME	17,938	12,347	16,882	49,715	13,894	14,000
3971-CHANGE IN FAIR MKT VALUE	(15,345)	(266)	-	-	-	-
<b>Use of Property-Interest Total</b>	<b>2,594</b>	<b>12,081</b>	<b>16,882</b>	<b>49,715</b>	<b>13,894</b>	<b>14,000</b>
<b>Xfers/Interfund Transactions</b>						
3604-XFER IN FOR PERS SUPPORT	-	-	-	-	-	144,283
<b>Xfers/Interfund Transactions Total</b>	<b>-</b>	<b>-</b>	<b>-</b>	<b>-</b>	<b>-</b>	<b>144,283</b>
<b>2000 - PROP A FD Total</b>	<b>2,137,898</b>	<b>2,611,492</b>	<b>2,269,325</b>	<b>2,774,251</b>	<b>2,131,307</b>	<b>2,758,283</b>
<b>2100 - PERS RETIREMENT FD</b>						
<b>Other Revenues</b>						
3970-REVENUE PRIOR YEARS	(6,886,508)	-	-	-	-	-
<b>Other Revenues Total</b>	<b>(6,886,508)</b>	<b>-</b>	<b>-</b>	<b>-</b>	<b>-</b>	<b>-</b>
<b>Property Tax</b>						
3010-PROPERTY TAXES CURRENT	33,220,076	34,461,712	31,154,127	38,389,675	32,570,242	39,157,500
3020-CURRENT YEAR-UNSECURED	667,298	536,824	607,455	81,386	635,067	83,000
3030-PRIOR YEARS-SECURED	1,043,629	-	950,036	-	993,220	-
3040-PRIOR YEARS-UNSECURED	3,289	18,029	2,994	-	3,130	-
3521-STATE HOMEOWNERS PRIOR YR	232,507	232,092	198,218	113,114	198,218	115,400
<b>Property Tax Total</b>	<b>35,166,799</b>	<b>35,248,658</b>	<b>32,912,830</b>	<b>38,584,176</b>	<b>34,399,877</b>	<b>39,355,900</b>

## REVENUE DETAILS BY FUND/CATEGORY/ACCOUNT

FUND/CATEGORY/ACCOUNT	FY 2020-21 Unaudited	FY 2021-22 Unaudited	FY 2022-23 Adj Bud	FY 2022-23 Unaudited	FY 2023-24 Adopted	FY 2023-24 Adj Bud
<b>Use of Property-Interest</b>						
3410-INTEREST INCOME	150,732	136,623	123,432	542,417	101,586	542,400
3971-CHANGE IN FAIR MKT VALUE	(127,343)	(3,050)	-	-	-	-
<b>Use of Property-Interest Total</b>	<b>23,389</b>	<b>133,573</b>	<b>123,432</b>	<b>542,417</b>	<b>101,586</b>	<b>542,400</b>
<b>2100 - PERS RETIREMENT FD Total</b>	<b>28,303,679</b>	<b>35,382,230</b>	<b>33,036,262</b>	<b>39,126,593</b>	<b>34,501,463</b>	<b>39,898,300</b>
<b>2200 - GAS TAX - COUNTY FD</b>						
<b>Other Revenues</b>						
3970-REVENUE PRIOR YEARS	0	-	-	-	-	-
<b>Other Revenues Total</b>	<b>0</b>	<b>-</b>	<b>-</b>	<b>-</b>	<b>-</b>	<b>-</b>
<b>State Gas Tax</b>						
3512-STATE GAS TAX 2106	1,663,350	1,780,286	1,663,350	2,103,762	1,861,603	2,329,139
<b>State Gas Tax Total</b>	<b>1,663,350</b>	<b>1,780,286</b>	<b>1,663,350</b>	<b>2,103,762</b>	<b>1,861,603</b>	<b>2,329,139</b>
<b>2200 - GAS TAX - COUNTY FD Total</b>	<b>1,663,351</b>	<b>1,780,286</b>	<b>1,663,350</b>	<b>2,103,762</b>	<b>1,861,603</b>	<b>2,329,139</b>
<b>2300 - GAS TAX - STATE FD</b>						
<b>State Gas Tax</b>						
3512-STATE GAS TAX 2106	285,993	281,568	285,993	316,671	320,080	344,818
3513-STATE GAS TAX 2107	678,405	570,283	678,405	740,540	759,263	723,308
3514-STATE GAS TAX 2108	7,500	5,625	7,500	7,500	8,394	7,500
3515-STATE GAS TAX 2105	501,332	485,497	501,332	543,347	561,085	606,033
3516-STATE GAS TAX 2103	353,602	701,741	353,602	761,804	395,747	890,461
<b>State Gas Tax Total</b>	<b>1,826,831</b>	<b>2,044,715</b>	<b>1,826,832</b>	<b>2,369,864</b>	<b>2,044,569</b>	<b>2,572,120</b>
<b>Xfers/Interfund Transactions</b>						
3604-XFER IN FOR PERS SUPPORT	-	-	-	-	-	393,455
<b>Xfers/Interfund Transactions Total</b>	<b>-</b>	<b>-</b>	<b>-</b>	<b>-</b>	<b>-</b>	<b>393,455</b>
<b>2300 - GAS TAX - STATE FD Total</b>	<b>1,826,831</b>	<b>2,044,715</b>	<b>1,826,832</b>	<b>2,369,864</b>	<b>2,044,569</b>	<b>2,965,575</b>
<b>2502 - STREET LIGHTING FD</b>						
<b>Rates &amp; Assessments</b>						
3761-ASSESSMENTS	4,250,343	4,038,287	3,680,310	4,112,608	3,680,310	4,112,600
<b>Rates &amp; Assessments Total</b>	<b>4,250,343</b>	<b>4,038,287</b>	<b>3,680,310</b>	<b>4,112,608</b>	<b>3,680,310</b>	<b>4,112,600</b>
<b>Xfers/Interfund Transactions</b>						
3604-XFER IN FOR PERS SUPPORT	-	-	-	-	-	254,069
<b>Xfers/Interfund Transactions Total</b>	<b>-</b>	<b>-</b>	<b>-</b>	<b>-</b>	<b>-</b>	<b>254,069</b>
<b>2502 - STREET LIGHTING FD Total</b>	<b>4,250,343</b>	<b>4,038,287</b>	<b>3,680,310</b>	<b>4,112,608</b>	<b>3,680,310</b>	<b>4,366,669</b>
<b>2601 - EMA-FIRE FD</b>						
<b>Other Revenues</b>						
3413-INTERFUND INT REVENUE	13	-	-	-	-	-
3970-REVENUE PRIOR YEARS	77	-	-	-	-	-
<b>Other Revenues Total</b>	<b>90</b>	<b>-</b>	<b>-</b>	<b>-</b>	<b>-</b>	<b>-</b>
<b>Use of Property-Interest</b>						
3410-INTEREST INCOME	-	-	13	-	11	-
<b>Use of Property-Interest Total</b>	<b>-</b>	<b>-</b>	<b>13</b>	<b>-</b>	<b>11</b>	<b>-</b>
<b>2601 - EMA-FIRE FD Total</b>	<b>90</b>	<b>-</b>	<b>13</b>	<b>-</b>	<b>11</b>	<b>-</b>
<b>2604 - TDA PROJECTS FD</b>						
<b>Other Public Agency/Private</b>						
3569-OTHER STATE GRANT	109,276	76,392	-	84,381	110,251	110,251
<b>Other Public Agency/Private Total</b>	<b>109,276</b>	<b>76,392</b>	<b>-</b>	<b>84,381</b>	<b>110,251</b>	<b>110,251</b>

## REVENUE DETAILS BY FUND/CATEGORY/ACCOUNT

FUND/CATEGORY/ACCOUNT	FY 2020-21 Unaudited	FY 2021-22 Unaudited	FY 2022-23 Adj Bud	FY 2022-23 Unaudited	FY 2023-24 Adopted	FY 2023-24 Adj Bud
<b>Other Revenues</b>						
3970-REVENUE PRIOR YEARS	(13,058)	72,208	-	-	-	-
<b>Other Revenues Total</b>	<b>(13,058)</b>	<b>72,208</b>	<b>-</b>	<b>-</b>	<b>-</b>	<b>-</b>
<b>Use of Property-Interest</b>						
3410-INTEREST INCOME	13,740	42	1,219	200	1,003	1,003
3971-CHANGE IN FAIR MKT VALUE	(62)	(1)	-	-	-	-
<b>Use of Property-Interest Total</b>	<b>13,678</b>	<b>41</b>	<b>1,219</b>	<b>200</b>	<b>1,003</b>	<b>1,003</b>
<b>2604 - TDA PROJECTS FD Total</b>	<b>109,895</b>	<b>148,641</b>	<b>1,219</b>	<b>84,581</b>	<b>111,254</b>	<b>111,254</b>
<b>2615 - RIVER MOUNTAIN FD</b>						
<b>Other Public Agency/Private</b>						
3569-OTHER STATE GRANT	-	-	-	-	-	3,012,000
<b>Other Public Agency/Private Total</b>	<b>-</b>	<b>-</b>	<b>-</b>	<b>-</b>	<b>-</b>	<b>3,012,000</b>
<b>Other Revenues</b>						
3970-REVENUE PRIOR YEARS	(12,716)	-	-	-	-	-
<b>Other Revenues Total</b>	<b>(12,716)</b>	<b>-</b>	<b>-</b>	<b>-</b>	<b>-</b>	<b>-</b>
<b>Use of Property-Interest</b>						
3410-INTEREST INCOME	71	8	67	-	55	-
3971-CHANGE IN FAIR MKT VALUE	(61)	(1)	-	-	-	-
<b>Use of Property-Interest Total</b>	<b>10</b>	<b>7</b>	<b>67</b>	<b>-</b>	<b>55</b>	<b>-</b>
<b>2615 - RIVER MOUNTAIN FD Total</b>	<b>(12,705)</b>	<b>7</b>	<b>67</b>	<b>-</b>	<b>55</b>	<b>3,012,000</b>
<b>2618 - OS RAYMOND PARK FD</b>						
<b>Other Revenues</b>						
3413-INTERFUND INT REVENUE	279	-	-	-	-	-
3970-REVENUE PRIOR YEARS	1,646	-	-	-	-	-
<b>Other Revenues Total</b>	<b>1,925</b>	<b>-</b>	<b>-</b>	<b>-</b>	<b>-</b>	<b>-</b>
<b>Use of Property-Interest</b>						
3410-INTEREST INCOME	-	-	271	-	223	-
<b>Use of Property-Interest Total</b>	<b>-</b>	<b>-</b>	<b>271</b>	<b>-</b>	<b>223</b>	<b>-</b>
<b>2618 - OS RAYMOND PARK FD Total</b>	<b>1,925</b>	<b>-</b>	<b>271</b>	<b>-</b>	<b>223</b>	<b>-</b>
<b>2625 - CLEAN AIR ACT FD</b>						
<b>Other Public Agency/Private</b>						
3569-OTHER STATE GRANT	128,008	61,716	60,000	156,007	-	-
<b>Other Public Agency/Private Total</b>	<b>128,008</b>	<b>61,716</b>	<b>60,000</b>	<b>156,007</b>	<b>-</b>	<b>-</b>
<b>Other Revenues</b>						
3970-REVENUE PRIOR YEARS	31,610	-	-	-	-	-
<b>Other Revenues Total</b>	<b>31,610</b>	<b>-</b>	<b>-</b>	<b>-</b>	<b>-</b>	<b>-</b>
<b>Use of Property-Interest</b>						
3410-INTEREST INCOME	3,952	3,270	-	-	-	-
<b>Use of Property-Interest Total</b>	<b>3,952</b>	<b>3,270</b>	<b>-</b>	<b>-</b>	<b>-</b>	<b>-</b>
<b>Xfers/Interfund Transactions</b>						
3604-XFER IN FOR PERS SUPPORT	-	-	-	-	-	1,674
<b>Xfers/Interfund Transactions Total</b>	<b>-</b>	<b>-</b>	<b>-</b>	<b>-</b>	<b>-</b>	<b>1,674</b>
<b>2625 - CLEAN AIR ACT FD Total</b>	<b>163,570</b>	<b>64,987</b>	<b>60,000</b>	<b>156,007</b>	<b>-</b>	<b>1,674</b>

## REVENUE DETAILS BY FUND/CATEGORY/ACCOUNT

FUND/CATEGORY/ACCOUNT	FY 2020-21 Unaudited	FY 2021-22 Unaudited	FY 2022-23 Adj Bud	FY 2022-23 Unaudited	FY 2023-24 Adopted	FY 2023-24 Adj Bud
<b>2639 - CPD CORR TRAIN FD</b>						
<b>Other Revenues</b>						
3413-INTERFUND INT REVENUE	20	-	-	-	-	-
3970-REVENUE PRIOR YEARS	116	-	-	-	-	-
<b>Other Revenues Total</b>	<b>135</b>	<b>-</b>	<b>-</b>	<b>-</b>	<b>-</b>	<b>-</b>
<b>Use of Property-Interest</b>						
3410-INTEREST INCOME	-	-	19	-	16	-
<b>Use of Property-Interest Total</b>	<b>-</b>	<b>-</b>	<b>19</b>	<b>-</b>	<b>16</b>	<b>-</b>
<b>2639 - CPD CORR TRAIN FD Total</b>	<b>135</b>	<b>-</b>	<b>19</b>	<b>-</b>	<b>16</b>	<b>-</b>
<b>2647 - CONTAINER RECYCL FD</b>						
<b>Other Revenues</b>						
3413-INTERFUND INT REVENUE	78	-	-	-	-	-
3970-REVENUE PRIOR YEARS	460	-	-	-	-	-
<b>Other Revenues Total</b>	<b>538</b>	<b>-</b>	<b>-</b>	<b>-</b>	<b>-</b>	<b>-</b>
<b>Use of Property-Interest</b>						
3410-INTEREST INCOME	-	-	76	-	63	-
<b>Use of Property-Interest Total</b>	<b>-</b>	<b>-</b>	<b>76</b>	<b>-</b>	<b>63</b>	<b>-</b>
<b>2647 - CONTAINER RECYCL FD Total</b>	<b>538</b>	<b>-</b>	<b>76</b>	<b>-</b>	<b>63</b>	<b>-</b>
<b>2653 - CONTAINER RECYCL FD</b>						
<b>Other Revenues</b>						
3413-INTERFUND INT REVENUE	423	-	-	-	-	-
3970-REVENUE PRIOR YEARS	2,497	-	-	-	-	-
<b>Other Revenues Total</b>	<b>2,920</b>	<b>-</b>	<b>-</b>	<b>-</b>	<b>-</b>	<b>-</b>
<b>Use of Property-Interest</b>						
3410-INTEREST INCOME	-	-	411	-	338	-
<b>Use of Property-Interest Total</b>	<b>-</b>	<b>-</b>	<b>411</b>	<b>-</b>	<b>338</b>	<b>-</b>
<b>2653 - CONTAINER RECYCL FD Total</b>	<b>2,920</b>	<b>-</b>	<b>411</b>	<b>-</b>	<b>338</b>	<b>-</b>
<b>2655 - CONTAINER RECYCLE FD</b>						
<b>Other Public Agency/Private</b>						
3569-OTHER STATE GRANT	(14,269)	-	-	-	-	-
<b>Other Public Agency/Private Total</b>	<b>(14,269)</b>	<b>-</b>	<b>-</b>	<b>-</b>	<b>-</b>	<b>-</b>
<b>Other Revenues</b>						
3413-INTERFUND INT REVENUE	549	-	-	-	-	-
3970-REVENUE PRIOR YEARS	17,506	-	-	-	-	-
<b>Other Revenues Total</b>	<b>18,055</b>	<b>-</b>	<b>-</b>	<b>-</b>	<b>-</b>	<b>-</b>
<b>Use of Property-Interest</b>						
3410-INTEREST INCOME	-	-	533	-	439	-
<b>Use of Property-Interest Total</b>	<b>-</b>	<b>-</b>	<b>533</b>	<b>-</b>	<b>439</b>	<b>-</b>
<b>2655 - CONTAINER RECYCLE FD Total</b>	<b>3,786</b>	<b>-</b>	<b>533</b>	<b>-</b>	<b>439</b>	<b>-</b>
<b>2659 - WRD SAFE WATER FD</b>						
<b>Other Revenues</b>						
3413-INTERFUND INT REVENUE	319	-	-	-	-	-
3970-REVENUE PRIOR YEARS	1,879	-	-	-	-	-
<b>Other Revenues Total</b>	<b>2,198</b>	<b>-</b>	<b>-</b>	<b>-</b>	<b>-</b>	<b>-</b>
<b>Use of Property-Interest</b>						
3410-INTEREST INCOME	-	-	309	-	254	-
<b>Use of Property-Interest Total</b>	<b>-</b>	<b>-</b>	<b>309</b>	<b>-</b>	<b>254</b>	<b>-</b>

## REVENUE DETAILS BY FUND/CATEGORY/ACCOUNT

FUND/CATEGORY/ACCOUNT	FY 2020-21 Unaudited	FY 2021-22 Unaudited	FY 2022-23 Adj Bud	FY 2022-23 Unaudited	FY 2023-24 Adopted	FY 2023-24 Adj Bud
<b>2659 - WRD SAFE WATER FD Total</b>	<b>2,198</b>	<b>-</b>	<b>309</b>	<b>-</b>	<b>254</b>	<b>-</b>
<b>2663 - SWR-PROP40 USP FD</b>						
<b>Other Revenues</b>						
3413-INTERFUND INT REVENUE	36	-	-	-	-	-
3970-REVENUE PRIOR YEARS	211	-	-	-	-	-
<b>Other Revenues Total</b>	<b>247</b>	<b>-</b>	<b>-</b>	<b>-</b>	<b>-</b>	<b>-</b>
<b>Use of Property-Interest</b>						
3410-INTEREST INCOME	-	-	35	-	29	-
<b>Use of Property-Interest Total</b>	<b>-</b>	<b>-</b>	<b>35</b>	<b>-</b>	<b>29</b>	<b>-</b>
<b>2663 - SWR-PROP40 USP FD Total</b>	<b>247</b>	<b>-</b>	<b>35</b>	<b>-</b>	<b>29</b>	<b>-</b>
<b>2670 - TARTAR LANE FD</b>						
<b>Other Revenues</b>						
3413-INTERFUND INT REVENUE	271	-	-	-	-	-
3970-REVENUE PRIOR YEARS	1,598	-	-	-	-	-
<b>Other Revenues Total</b>	<b>1,869</b>	<b>-</b>	<b>-</b>	<b>-</b>	<b>-</b>	<b>-</b>
<b>Use of Property-Interest</b>						
3410-INTEREST INCOME	-	-	263	-	216	-
<b>Use of Property-Interest Total</b>	<b>-</b>	<b>-</b>	<b>263</b>	<b>-</b>	<b>216</b>	<b>-</b>
<b>2670 - TARTAR LANE FD Total</b>	<b>1,869</b>	<b>-</b>	<b>263</b>	<b>-</b>	<b>216</b>	<b>-</b>
<b>2672 - USED OIL PAYMENT FD</b>						
<b>Other Public Agency/Private</b>						
3569-OTHER STATE GRANT	(27,480)	-	-	-	-	-
<b>Other Public Agency/Private Total</b>	<b>(27,480)</b>	<b>-</b>	<b>-</b>	<b>-</b>	<b>-</b>	<b>-</b>
<b>Other Revenues</b>						
3413-INTERFUND INT REVENUE	27	-	-	-	-	-
3970-REVENUE PRIOR YEARS	27,639	-	-	-	-	-
<b>Other Revenues Total</b>	<b>27,665</b>	<b>-</b>	<b>-</b>	<b>-</b>	<b>-</b>	<b>-</b>
<b>Use of Property-Interest</b>						
3410-INTEREST INCOME	-	-	26	-	12	-
<b>Use of Property-Interest Total</b>	<b>-</b>	<b>-</b>	<b>26</b>	<b>-</b>	<b>12</b>	<b>-</b>
<b>2672 - USED OIL PAYMENT FD Total</b>	<b>185</b>	<b>-</b>	<b>26</b>	<b>-</b>	<b>12</b>	<b>-</b>
<b>2685 - AGENCY GRANT FD</b>						
<b>Other Public Agency/Private</b>						
3581-PRIVATE AGENCY GRANTS	-	-	43,500	40,665	67,311	67,311
<b>Other Public Agency/Private Total</b>	<b>-</b>	<b>-</b>	<b>43,500</b>	<b>40,665</b>	<b>67,311</b>	<b>67,311</b>
<b>2685 - AGENCY GRANT FD Total</b>	<b>-</b>	<b>-</b>	<b>43,500</b>	<b>40,665</b>	<b>67,311</b>	<b>67,311</b>
<b>2688 - MEASURE A FD</b>						
<b>Other Public Agency/Private</b>						
3569-OTHER STATE GRANT	-	-	-	-	-	2,000,000
<b>Other Public Agency/Private Total</b>	<b>-</b>	<b>-</b>	<b>-</b>	<b>-</b>	<b>-</b>	<b>2,000,000</b>
<b>2688 - MEASURE A FD Total</b>	<b>-</b>	<b>-</b>	<b>-</b>	<b>-</b>	<b>-</b>	<b>2,000,000</b>

## REVENUE DETAILS BY FUND/CATEGORY/ACCOUNT

FUND/CATEGORY/ACCOUNT	FY 2020-21 Unaudited	FY 2021-22 Unaudited	FY 2022-23 Adj Bud	FY 2022-23 Unaudited	FY 2023-24 Adopted	FY 2023-24 Adj Bud
<b>2701 - PC100 FD</b>						
<b>Other Revenues</b>						
3413-INTERFUND INT REVENUE	8	-	-	-	-	-
3970-REVENUE PRIOR YEARS	45	-	-	-	-	-
<b>Other Revenues Total</b>	<b>52</b>	<b>-</b>	<b>-</b>	<b>-</b>	<b>-</b>	<b>-</b>
<b>Use of Property-Interest</b>						
3410-INTEREST INCOME	-	-	7	-	6	-
<b>Use of Property-Interest Total</b>	<b>-</b>	<b>-</b>	<b>7</b>	<b>-</b>	<b>6</b>	<b>-</b>
<b>2701 - PC100 FD Total</b>	<b>52</b>	<b>-</b>	<b>7</b>	<b>-</b>	<b>6</b>	<b>-</b>
<b>2765 - CAL DOJ GRANT FD</b>						
<b>Other Public Agency/Private</b>						
3569-OTHER STATE GRANT	-	-	550,445	550,445	550,455	550,455
<b>Other Public Agency/Private Total</b>	<b>-</b>	<b>-</b>	<b>550,445</b>	<b>550,445</b>	<b>550,455</b>	<b>550,455</b>
<b>2765 - CAL DOJ GRANT FD Total</b>	<b>-</b>	<b>-</b>	<b>550,445</b>	<b>550,445</b>	<b>550,455</b>	<b>550,455</b>
<b>2778 - L A COUNTY GRANT FD</b>						
<b>Other Revenues</b>						
3413-INTERFUND INT REVENUE	611	-	-	-	-	-
3970-REVENUE PRIOR YEARS	3,604	-	-	-	-	-
<b>Other Revenues Total</b>	<b>4,215</b>	<b>-</b>	<b>-</b>	<b>-</b>	<b>-</b>	<b>-</b>
<b>Use of Property-Interest</b>						
3410-INTEREST INCOME	-	-	593	-	488	-
<b>Use of Property-Interest Total</b>	<b>-</b>	<b>-</b>	<b>593</b>	<b>-</b>	<b>488</b>	<b>-</b>
<b>2778 - L A COUNTY GRANT FD Total</b>	<b>4,215</b>	<b>-</b>	<b>593</b>	<b>-</b>	<b>488</b>	<b>-</b>
<b>2789 - CAL STATE GRANTS FD</b>						
<b>Other Public Agency/Private</b>						
3569-OTHER STATE GRANT	-	-	639,070	639,070	568,140	239,070
<b>Other Public Agency/Private Total</b>	<b>-</b>	<b>-</b>	<b>639,070</b>	<b>639,070</b>	<b>568,140</b>	<b>239,070</b>
<b>2789 - CAL STATE GRANTS FD Total</b>	<b>-</b>	<b>-</b>	<b>639,070</b>	<b>639,070</b>	<b>568,140</b>	<b>239,070</b>
<b>2800 - CDBG FD</b>						
<b>Loan/Bond Proceeds</b>						
3965-REPAYMENT OF DEFERRED LOAN	-	-	-	-	-	29,559
<b>Loan/Bond Proceeds Total</b>	<b>-</b>	<b>-</b>	<b>-</b>	<b>-</b>	<b>-</b>	<b>29,559</b>
<b>Other Public Agency/Private</b>						
3583-HUD REVENUE	1,754,008	-	3,236,784	3,236,784	4,039,355	4,036,020
<b>Other Public Agency/Private Total</b>	<b>1,754,008</b>	<b>-</b>	<b>3,236,784</b>	<b>3,236,784</b>	<b>4,039,355</b>	<b>4,036,020</b>
<b>Other Revenues</b>						
3413-INTERFUND INT REVENUE	30	-	-	-	-	-
3970-REVENUE PRIOR YEARS	6,143	-	-	-	-	-
<b>Other Revenues Total</b>	<b>6,174</b>	<b>-</b>	<b>-</b>	<b>-</b>	<b>-</b>	<b>-</b>
<b>Xfers/Interfund Transactions</b>						
3604-XFER IN FOR PERS SUPPORT	-	-	-	-	-	45,197
<b>Xfers/Interfund Transactions Total</b>	<b>-</b>	<b>-</b>	<b>-</b>	<b>-</b>	<b>-</b>	<b>45,197</b>
<b>2800 - CDBG FD Total</b>	<b>1,760,181</b>	<b>-</b>	<b>3,236,784</b>	<b>3,236,784</b>	<b>4,039,355</b>	<b>4,110,776</b>

## REVENUE DETAILS BY FUND/CATEGORY/ACCOUNT

FUND/CATEGORY/ACCOUNT	FY 2020-21 Unaudited	FY 2021-22 Unaudited	FY 2022-23 Adj Bud	FY 2022-23 Unaudited	FY 2023-24 Adopted	FY 2023-24 Adj Bud
<b>2801 - EMERGENCY SHELTER FD</b>						
<b>Other Public Agency/Private</b>						
3583-HUD REVENUE	-	-	134,000	134,000	134,000	134,000
<b>Other Public Agency/Private Total</b>	-	-	134,000	134,000	134,000	134,000
<b>Other Revenues</b>						
3970-REVENUE PRIOR YEARS	(45)	-	-	-	-	-
<b>Other Revenues Total</b>	(45)	-	-	-	-	-
<b>2801 - EMERGENCY SHELTER FD Total</b>	(45)	-	134,000	134,000	134,000	134,000
<b>2805 - HOME PROGRAM FD</b>						
<b>Loan/Bond Proceeds</b>						
3965-REPAYMENT OF DEFERRED LOAN	166,211	148,633	-	-	270,259	282,654
<b>Loan/Bond Proceeds Total</b>	166,211	148,633	-	-	270,259	282,654
<b>Other Public Agency/Private</b>						
3583-HUD REVENUE	7,279	-	2,567,625	2,567,625	3,346,252	2,650,102
<b>Other Public Agency/Private Total</b>	7,279	-	2,567,625	2,567,625	3,346,252	2,650,102
<b>Other Revenues</b>						
3413-INTERFUND INT REVENUE	950	-	-	-	-	-
3970-REVENUE PRIOR YEARS	(814,395)	-	50,636	50,636	-	-
<b>Other Revenues Total</b>	(813,445)	-	50,636	50,636	-	-
<b>Use of Property-Interest</b>						
3410-INTEREST INCOME	-	-	923	923	760	760
<b>Use of Property-Interest Total</b>	-	-	923	923	760	760
<b>Xfers/Interfund Transactions</b>						
3604-XFER IN FOR PERS SUPPORT	-	-	-	-	-	12,261
<b>Xfers/Interfund Transactions Total</b>	-	-	-	-	-	12,261
<b>2805 - HOME PROGRAM FD Total</b>	(639,955)	148,633	2,619,184	2,619,184	3,617,271	2,945,777
<b>2807 - HOME-CHODO FD</b>						
<b>Other Public Agency/Private</b>						
3569-OTHER STATE GRANT	-	-	-	-	-	268,092
<b>Other Public Agency/Private Total</b>	-	-	-	-	-	268,092
<b>2807 - HOME-CHODO FD Total</b>	-	-	-	-	-	268,092
<b>2810 - ARPA FD</b>						
<b>Other Public Agency/Private</b>						
3565-OTHER FEDERAL GRANTS	-	6,601,217	25,174,622	6,078,067	-	19,999,764
<b>Other Public Agency/Private Total</b>	-	6,601,217	25,174,622	6,078,067	-	19,999,764
<b>2810 - ARPA FD Total</b>	-	6,601,217	25,174,622	6,078,067	-	19,999,764
<b>2820 - LOCAL HOUSING AUTH FD</b>						
<b>Misc Revenues</b>						
3980-MISCELLANEOUS REVENUE	8,762	5,269	8,911	99,354	6,000	99,400
<b>Misc Revenues Total</b>	8,762	5,269	8,911	99,354	6,000	99,400
<b>Other Public Agency/Private</b>						
3583-HUD REVENUE	7,915,131	8,031,931	9,514,497	7,613,209	8,545,625	8,030,476
3585-HUD CARE ACT EXTRAORDINARY	305,619	-	-	-	-	-
3884-ADMINISTRATION FEES	17,778	29,999	30,000	48,247	-	48,200
3886-ADMINISTRATION FEES-HUD	980,053	834,176	829,358	869,831	871,662	869,800
<b>Other Public Agency/Private Total</b>	9,218,581	8,896,106	10,373,855	8,531,287	9,417,287	8,948,476

## REVENUE DETAILS BY FUND/CATEGORY/ACCOUNT

FUND/CATEGORY/ACCOUNT	FY 2020-21 Unaudited	FY 2021-22 Unaudited	FY 2022-23 Adj Bud	FY 2022-23 Unaudited	FY 2023-24 Adopted	FY 2023-24 Adj Bud
<b>Other Revenues</b>						
3970-REVENUE PRIOR YEARS	(1,138,776)	-	-	-	-	-
<b>Other Revenues Total</b>	<b>(1,138,776)</b>	<b>-</b>	<b>-</b>	<b>-</b>	<b>-</b>	<b>-</b>
<b>Use of Property-Interest</b>						
3410-INTEREST INCOME	302	351	73	418	60	400
<b>Use of Property-Interest Total</b>	<b>302</b>	<b>351</b>	<b>73</b>	<b>418</b>	<b>60</b>	<b>400</b>
<b>Use of Property-Rent</b>						
3420-RENTS & CONCESSIONS	298,331	523,709	249,979	784,173	262,478	784,200
<b>Use of Property-Rent Total</b>	<b>298,331</b>	<b>523,709</b>	<b>249,979</b>	<b>784,173</b>	<b>262,478</b>	<b>784,200</b>
<b>Xfers/Interfund Transactions</b>						
3604-XFER IN FOR PERS SUPPORT	-	-	-	-	-	295,162
<b>Xfers/Interfund Transactions Total</b>	<b>-</b>	<b>-</b>	<b>-</b>	<b>-</b>	<b>-</b>	<b>295,162</b>
<b>2820 - LOCAL HOUSING AUTH FD Total</b>	<b>8,387,200</b>	<b>9,425,435</b>	<b>10,632,818</b>	<b>9,415,232</b>	<b>9,685,825</b>	<b>10,127,638</b>
<b>2822 - CDBG CV FD</b>						
<b>Other Public Agency/Private</b>						
3565-OTHER FEDERAL GRANTS	-	-	-	-	1,788,084	1,673,980
<b>Other Public Agency/Private Total</b>	<b>-</b>	<b>-</b>	<b>-</b>	<b>-</b>	<b>1,788,084</b>	<b>1,673,980</b>
<b>Xfers/Interfund Transactions</b>						
3604-XFER IN FOR PERS SUPPORT	-	-	-	-	-	30,065
<b>Xfers/Interfund Transactions Total</b>	<b>-</b>	<b>-</b>	<b>-</b>	<b>-</b>	<b>-</b>	<b>30,065</b>
<b>2822 - CDBG CV FD Total</b>	<b>-</b>	<b>-</b>	<b>-</b>	<b>-</b>	<b>1,788,084</b>	<b>1,704,045</b>
<b>2823 - HUD ARP FD</b>						
<b>Other Public Agency/Private</b>						
3583-HUD REVENUE	-	-	1,988,847	1,988,847	1,988,847	1,988,847
<b>Other Public Agency/Private Total</b>	<b>-</b>	<b>-</b>	<b>1,988,847</b>	<b>1,988,847</b>	<b>1,988,847</b>	<b>1,988,847</b>
<b>2823 - HUD ARP FD Total</b>	<b>-</b>	<b>-</b>	<b>1,988,847</b>	<b>1,988,847</b>	<b>1,988,847</b>	<b>1,988,847</b>
<b>3002 - TAX ALLOC BOND FD</b>						
<b>Other Revenues</b>						
3970-REVENUE PRIOR YEARS	7,123,644	-	-	-	-	-
<b>Other Revenues Total</b>	<b>7,123,644</b>	<b>-</b>	<b>-</b>	<b>-</b>	<b>-</b>	<b>-</b>
<b>Use of Property-Interest</b>						
3410-INTEREST INCOME	1,226	-	22,330	-	-	-
3411-RESTRICTED INTEREST REVENUE	-	540	-	-	-	-
<b>Use of Property-Interest Total</b>	<b>1,226</b>	<b>540</b>	<b>22,330</b>	<b>-</b>	<b>-</b>	<b>-</b>
<b>Xfers/Interfund Transactions</b>						
3920-CONTRIBUTION FROM OTHER FUND	13,521,462	12,453,716	-	-	-	-
<b>Xfers/Interfund Transactions Total</b>	<b>13,521,462</b>	<b>12,453,716</b>	<b>-</b>	<b>-</b>	<b>-</b>	<b>-</b>
<b>3002 - TAX ALLOC BOND FD Total</b>	<b>20,646,332</b>	<b>12,454,255</b>	<b>22,330</b>	<b>-</b>	<b>-</b>	<b>-</b>
<b>3030 - LEASE REVENUE BOND FD</b>						
<b>Other Revenues</b>						
3413-INTERFUND INT REVENUE	4,135	-	-	-	-	-
3970-REVENUE PRIOR YEARS	24,388	-	-	-	-	-
<b>Other Revenues Total</b>	<b>28,523</b>	<b>-</b>	<b>-</b>	<b>-</b>	<b>-</b>	<b>-</b>

## REVENUE DETAILS BY FUND/CATEGORY/ACCOUNT

FUND/CATEGORY/ACCOUNT	FY 2020-21 Unaudited	FY 2021-22 Unaudited	FY 2022-23 Adj Bud	FY 2022-23 Unaudited	FY 2023-24 Adopted	FY 2023-24 Adj Bud
<b>Use of Property-Interest</b>						
3410-INTEREST INCOME	570	-	15,915	15,915	-	-
3411-RESTRICTED INTEREST REVENUE	-	261	-	-	-	-
<b>Use of Property-Interest Total</b>	<b>570</b>	<b>261</b>	<b>15,915</b>	<b>15,915</b>	<b>-</b>	<b>-</b>
<b>Xfers/Interfund Transactions</b>						
3902-r/ CONTRIBUTION FROM OTHER FUNDS	3,444,500	-	-	-	-	-
3920-CONTRIBUTION FROM OTHER FUND	-	2,926,019	3,770,771	3,770,771	3,620,857	3,620,857
<b>Xfers/Interfund Transactions Total</b>	<b>3,444,500</b>	<b>2,926,019</b>	<b>3,770,771</b>	<b>3,770,771</b>	<b>3,620,857</b>	<b>3,620,857</b>
<b>3030 - LEASE REVENUE BOND FD Total</b>	<b>3,473,593</b>	<b>2,926,280</b>	<b>3,786,686</b>	<b>3,786,686</b>	<b>3,620,857</b>	<b>3,620,857</b>
<b>3031 - MTA TAX BOND FD</b>						
<b>Loan/Bond Proceeds</b>						
3963-BOND/LOAN PROCEEDS	37,120,000	-	-	-	-	-
3996-OFS BOND PREMIUM	4,689,785	-	-	-	-	-
<b>Loan/Bond Proceeds Total</b>	<b>41,809,785</b>	<b>-</b>	<b>-</b>	<b>-</b>	<b>-</b>	<b>-</b>
<b>Misc Revenues</b>						
3980-MISCELLANEOUS REVENUE	-	0	-	-	-	-
<b>Misc Revenues Total</b>	<b>-</b>	<b>0</b>	<b>-</b>	<b>-</b>	<b>-</b>	<b>-</b>
<b>Use of Property-Interest</b>						
3410-INTEREST INCOME	449	12,452	-	-	-	-
3971-CHANGE IN FAIR MKT VALUE	-	143	-	-	-	-
<b>Use of Property-Interest Total</b>	<b>449</b>	<b>12,594</b>	<b>-</b>	<b>-</b>	<b>-</b>	<b>-</b>
<b>Xfers/Interfund Transactions</b>						
3604-XFER IN FOR PERS SUPPORT	-	-	-	-	-	50,401
3902-r/ CONTRIBUTION FROM OTHER FUNDS	-	-	2,090,600	2,090,600	-	-
3920-CONTRIBUTION FROM OTHER FUND	621,347	2,129,420	-	-	2,095,400	2,095,400
<b>Xfers/Interfund Transactions Total</b>	<b>621,347</b>	<b>2,129,420</b>	<b>2,090,600</b>	<b>2,090,600</b>	<b>2,095,400</b>	<b>2,145,801</b>
<b>3031 - MTA TAX BOND FD Total</b>	<b>42,431,580</b>	<b>2,142,015</b>	<b>2,090,600</b>	<b>2,090,600</b>	<b>2,095,400</b>	<b>2,145,801</b>
<b>3092 - SA BOND 2022A FD</b>						
<b>Xfers/Interfund Transactions</b>						
3920-CONTRIBUTION FROM OTHER FUND	-	-	-	2,058,880	4,500,238	4,500,238
<b>Xfers/Interfund Transactions Total</b>	<b>-</b>	<b>-</b>	<b>-</b>	<b>2,058,880</b>	<b>4,500,238</b>	<b>4,500,238</b>
<b>3092 - SA BOND 2022A FD Total</b>	<b>-</b>	<b>-</b>	<b>-</b>	<b>2,058,880</b>	<b>4,500,238</b>	<b>4,500,238</b>
<b>3093 - SA BOND 2022B FD</b>						
<b>Xfers/Interfund Transactions</b>						
3920-CONTRIBUTION FROM OTHER FUND	-	-	-	5,757,536	5,759,244	5,759,244
<b>Xfers/Interfund Transactions Total</b>	<b>-</b>	<b>-</b>	<b>-</b>	<b>5,757,536</b>	<b>5,759,244</b>	<b>5,759,244</b>
<b>3093 - SA BOND 2022B FD Total</b>	<b>-</b>	<b>-</b>	<b>-</b>	<b>5,757,536</b>	<b>5,759,244</b>	<b>5,759,244</b>
<b>5000 - WATER FD</b>						
<b>Fees &amp; Permits-Development</b>						
3640-PLAN CHECKING FEES	47,586	41,818	43,969	41,800	40,558	42,600
<b>Fees &amp; Permits-Development Total</b>	<b>47,586</b>	<b>41,818</b>	<b>43,969</b>	<b>41,800</b>	<b>40,558</b>	<b>42,600</b>
<b>Fees &amp; Permits-Other</b>						
3890-MISC CHARGES FOR CURRENT SVCS	184,362	143,172	85,000	143,200	95,536	146,100
<b>Fees &amp; Permits-Other Total</b>	<b>184,362</b>	<b>143,172</b>	<b>85,000</b>	<b>143,200</b>	<b>95,536</b>	<b>146,100</b>

## REVENUE DETAILS BY FUND/CATEGORY/ACCOUNT

FUND/CATEGORY/ACCOUNT	FY 2020-21 Unaudited	FY 2021-22 Unaudited	FY 2022-23 Adj Bud	FY 2022-23 Unaudited	FY 2023-24 Adopted	FY 2023-24 Adj Bud
<b>Fines and Penalties</b>						
3842-OTHER PENALTIES-RETURNED CHECK	1,330	-	-	-	-	-
3843-RESETTING METERS	19,600	4,259	2,000	4,300	1,126	4,400
<b>Fines and Penalties Total</b>	<b>20,930</b>	<b>4,259</b>	<b>2,000</b>	<b>4,300</b>	<b>1,126</b>	<b>4,400</b>
<b>Misc Revenues</b>						
3571-LEGAL RECOVERY FEES	-	211	-	200	-	200
<b>Misc Revenues Total</b>	<b>-</b>	<b>211</b>	<b>-</b>	<b>200</b>	<b>-</b>	<b>200</b>
<b>Other Public Agency/Private</b>						
3579-OTHER COUNTY GRANTS	-	-	-	-	-	1,033,000
<b>Other Public Agency/Private Total</b>	<b>-</b>	<b>-</b>	<b>-</b>	<b>-</b>	<b>-</b>	<b>1,033,000</b>
<b>Other Revenues</b>						
3413-INTERFUND INT REVENUE	35,791	-	-	-	-	-
3670-REFUSE COLLECTION CHARGES	(7)	-	-	-	-	-
3848-MISCELLANEOUS-WATER	296,715	215,404	100,000	215,400	5,631	219,700
3959-OVERAGE/SHORTAGE	(392)	-	-	-	-	-
3970-REVENUE PRIOR YEARS	211,076	-	-	-	-	-
<b>Other Revenues Total</b>	<b>543,183</b>	<b>215,404</b>	<b>100,000</b>	<b>215,400</b>	<b>5,631</b>	<b>219,700</b>
<b>Rates &amp; Assessments</b>						
3801-RESIDENTIAL REVENUE	5,562,386	4,500,956	3,486,819	4,501,000	6,008,157	4,591,000
3802-COMMERCIAL REVENUE	1,310,964	1,290,384	1,311,279	1,290,400	1,340,616	1,316,200
3803-INDUSTRIAL REVENUE	495,655	440,585	366,794	440,600	413,066	449,400
3804-MULTI-FAMILY WATER REVENUES	616,000	607,072	625,386	607,100	664,839	619,200
3805-CITY DEPT TO BE BILLED	273,156	262,876	201,932	262,900	220,783	268,200
3806-OTHER NONGOVERNMENT AGENCIES	592,222	588,803	437,803	588,800	493,033	600,600
3807-PRIVATE FIRE PROTECTION	15,146	17,065	6,000	17,100	-	17,400
3810-48 HOURS NOTICE WATER TURN OFF	474,260	688,590	180,000	688,600	214,803	702,400
3821-RESIDENTIAL CONNECTIONS	4,909,666	4,893,273	3,191,641	4,893,300	4,956,094	4,991,200
3822-COMMERCIAL CONNECTIONS	611,607	625,857	612,717	625,900	664,954	638,400
3823-INDUSTRIAL CONNECTIONS	103,899	103,473	50,000	103,500	54,668	105,600
3824-MULTI FAMILY WATER SERVICE	272,008	279,289	276,046	279,300	284,913	284,900
3827-PRIVATE FIRE PROTEC SVC CONNEC	75,614	75,972	50,000	76,000	-	77,500
3833-CONTRIB FOR INSTALL OF SERVICE	87,075	322,216	100,000	322,200	112,615	328,600
3841-TURN ON CHARGES	(50)	-	-	-	-	-
<b>Rates &amp; Assessments Total</b>	<b>15,399,606</b>	<b>14,696,411</b>	<b>10,896,417</b>	<b>14,696,700</b>	<b>15,428,541</b>	<b>14,990,600</b>
<b>Use of Property-Interest</b>						
3410-INTEREST INCOME	-	-	34,761	-	28,609	-
<b>Use of Property-Interest Total</b>	<b>-</b>	<b>-</b>	<b>34,761</b>	<b>-</b>	<b>28,609</b>	<b>-</b>
<b>Xfers/Interfund Transactions</b>						
3604-XFER IN FOR PERS SUPPORT	-	-	-	-	-	1,417,662
3920-CONTRIBUTION FROM OTHER FUND	8,704	-	684,441	-	-	-
<b>Xfers/Interfund Transactions Total</b>	<b>8,704</b>	<b>-</b>	<b>684,441</b>	<b>-</b>	<b>-</b>	<b>1,417,662</b>
<b>5000 - WATER FD Total</b>	<b>16,204,371</b>	<b>15,101,276</b>	<b>11,846,588</b>	<b>15,101,600</b>	<b>15,600,001</b>	<b>17,854,262</b>
<b>5003 - WATER BOND 2009 FD</b>						
<b>Other Revenues</b>						
3413-INTERFUND INT REVENUE	33,788	-	-	-	-	-
3970-REVENUE PRIOR YEARS	199,261	-	-	-	-	-
<b>Other Revenues Total</b>	<b>233,049</b>	<b>-</b>	<b>-</b>	<b>-</b>	<b>-</b>	<b>-</b>
<b>Rates &amp; Assessments</b>						
3803-INDUSTRIAL REVENUE	-	-	228,170	-	228,170	228,170
3808-WATER CAPITAL PROJECT REVENUE	3,554,315	3,693,378	2,376,149	3,693,400	3,597,698	3,597,698
<b>Rates &amp; Assessments Total</b>	<b>3,554,315</b>	<b>3,693,378</b>	<b>2,604,319</b>	<b>3,693,400</b>	<b>3,825,868</b>	<b>3,825,868</b>

## REVENUE DETAILS BY FUND/CATEGORY/ACCOUNT

FUND/CATEGORY/ACCOUNT	FY 2020-21	FY 2021-22	FY 2022-23	FY 2022-23	FY 2023-24	FY 2023-24
	Unaudited	Unaudited	Adj Bud	Unaudited	Adopted	Adj Bud
<b>Use of Property-Interest</b>						
3410-INTEREST INCOME	521	-	43,637	-	35,914	-
3411-RESTRICTED INTEREST REVENUE	-	244	-	200	-	-
<b>Use of Property-Interest Total</b>	<b>521</b>	<b>244</b>	<b>43,637</b>	<b>200</b>	<b>35,914</b>	<b>-</b>
<b>Xfers/Interfund Transactions</b>						
3920-CONTRIBUTION FROM OTHER FUND	-	-	-	-	3,244,910	-
<b>Xfers/Interfund Transactions Total</b>	<b>-</b>	<b>-</b>	<b>-</b>	<b>-</b>	<b>3,244,910</b>	<b>-</b>
<b>5003 - WATER BOND 2009 FD Total</b>	<b>3,787,885</b>	<b>3,693,622</b>	<b>2,647,956</b>	<b>3,693,600</b>	<b>7,106,692</b>	<b>3,825,868</b>
<b>5100 - RUBBISH FD</b>						
<b>Franchise Tax</b>						
3125-RUBBISH FRANCHISE TAX	1,012,112	1,062,019	996,877	996,900	1,067,555	1,016,800
<b>Franchise Tax Total</b>	<b>1,012,112</b>	<b>1,062,019</b>	<b>996,877</b>	<b>996,900</b>	<b>1,067,555</b>	<b>1,016,800</b>
<b>Misc Revenues</b>						
3980-MISCELLANEOUS REVENUE	119,500	190,867	100,000	100,000	100,000	102,000
<b>Misc Revenues Total</b>	<b>119,500</b>	<b>190,867</b>	<b>100,000</b>	<b>100,000</b>	<b>100,000</b>	<b>102,000</b>
<b>Other Public Agency/Private</b>						
3884-ADMINISTRATION FEES	181,875	259,858	200,000	200,000	220,000	204,000
<b>Other Public Agency/Private Total</b>	<b>181,875</b>	<b>259,858</b>	<b>200,000</b>	<b>200,000</b>	<b>220,000</b>	<b>204,000</b>
<b>Other Revenues</b>						
3670-REFUSE COLLECTION CHARGES	4,127,528	4,404,769	4,404,179	4,404,200	4,769,674	4,492,300
3941-PRIN & INT /HUB CITY CONTIBU	132,280	22,047	135,000	135,000	135,000	137,700
3970-REVENUE PRIOR YEARS	78,017	-	-	-	-	-
<b>Other Revenues Total</b>	<b>4,337,825</b>	<b>4,426,816</b>	<b>4,539,179</b>	<b>4,539,200</b>	<b>4,904,674</b>	<b>4,630,000</b>
<b>Rates &amp; Assessments</b>						
3722-RESIDENTIAL BIN SERVICE	-	44	-	-	-	-
3761-ASSESSMENTS	1,599,697	849,552	1,599,697	1,599,700	1,759,667	1,631,700
<b>Rates &amp; Assessments Total</b>	<b>1,599,697</b>	<b>849,596</b>	<b>1,599,697</b>	<b>1,599,700</b>	<b>1,759,667</b>	<b>1,631,700</b>
<b>Use of Property-Interest</b>						
3410-INTEREST INCOME	2	-	192	200	158	200
<b>Use of Property-Interest Total</b>	<b>2</b>	<b>-</b>	<b>192</b>	<b>200</b>	<b>158</b>	<b>200</b>
<b>Xfers/Interfund Transactions</b>						
3604-XFER IN FOR PERS SUPPORT	-	-	-	-	-	114,287
<b>Xfers/Interfund Transactions Total</b>	<b>-</b>	<b>-</b>	<b>-</b>	<b>-</b>	<b>-</b>	<b>114,287</b>
<b>5100 - RUBBISH FD Total</b>	<b>7,251,011</b>	<b>6,789,156</b>	<b>7,435,945</b>	<b>7,436,000</b>	<b>8,052,054</b>	<b>7,698,987</b>
<b>5116 - SEWER FD</b>						
<b>Other Revenues</b>						
3413-INTERFUND INT REVENUE	24,373	-	-	-	-	-
3970-REVENUE PRIOR YEARS	143,737	-	-	-	-	-
<b>Other Revenues Total</b>	<b>168,110</b>	<b>-</b>	<b>-</b>	<b>-</b>	<b>-</b>	<b>-</b>
<b>Rates &amp; Assessments</b>						
3761-ASSESSMENTS	925,410	866,252	801,299	866,300	801,299	883,600
<b>Rates &amp; Assessments Total</b>	<b>925,410</b>	<b>866,252</b>	<b>801,299</b>	<b>866,300</b>	<b>801,299</b>	<b>883,600</b>

## REVENUE DETAILS BY FUND/CATEGORY/ACCOUNT

FUND/CATEGORY/ACCOUNT	FY 2020-21 Unaudited	FY 2021-22 Unaudited	FY 2022-23 Adj Bud	FY 2022-23 Unaudited	FY 2023-24 Adopted	FY 2023-24 Adj Bud
<b>Use of Property-Interest</b>						
3410-INTEREST INCOME	5,076	3,450	30,441	3,400	25,053	3,500
3411-RESTRICTED INTEREST REVENUE	-	44	-	-	-	-
3971-CHANGE IN FAIR MKT VALUE	(4,287)	(74)	-	-	-	-
<b>Use of Property-Interest Total</b>	<b>788</b>	<b>3,420</b>	<b>30,441</b>	<b>3,400</b>	<b>25,053</b>	<b>3,500</b>
<b>5116 - SEWER FD Total</b>	<b>1,094,309</b>	<b>869,672</b>	<b>831,740</b>	<b>869,700</b>	<b>826,352</b>	<b>887,100</b>
<b>5117 - SEWER BOND 2009 FD</b>						
<b>Loan/Bond Proceeds</b>						
3963-BOND/LOAN PROCEEDS	-	-	522,334	522,334	-	-
<b>Loan/Bond Proceeds Total</b>	<b>-</b>	<b>-</b>	<b>522,334</b>	<b>522,334</b>	<b>-</b>	<b>-</b>
<b>Other Revenues</b>						
3413-INTERFUND INT REVENUE	15,449	-	-	-	-	-
3970-REVENUE PRIOR YEARS	91,106	-	-	-	-	-
<b>Other Revenues Total</b>	<b>106,555</b>	<b>-</b>	<b>-</b>	<b>-</b>	<b>-</b>	<b>-</b>
<b>Rates &amp; Assessments</b>						
3809-SEWER CAPITAL	1,835,802	1,803,985	1,579,519	1,579,519	1,798,378	1,798,378
<b>Rates &amp; Assessments Total</b>	<b>1,835,802</b>	<b>1,803,985</b>	<b>1,579,519</b>	<b>1,579,519</b>	<b>1,798,378</b>	<b>1,798,378</b>
<b>Use of Property-Interest</b>						
3410-INTEREST INCOME	409	-	28,291	-	23,284	-
3411-RESTRICTED INTEREST REVENUE	-	281	-	-	-	-
<b>Use of Property-Interest Total</b>	<b>409</b>	<b>281</b>	<b>28,291</b>	<b>-</b>	<b>23,284</b>	<b>-</b>
<b>5117 - SEWER BOND 2009 FD Total</b>	<b>1,942,765</b>	<b>1,804,266</b>	<b>2,130,144</b>	<b>2,101,853</b>	<b>1,821,662</b>	<b>1,798,378</b>
<b>5200 - GOLF COURSE FD</b>						
<b>Other Revenues</b>						
3413-INTERFUND INT REVENUE	254	-	-	-	-	-
3970-REVENUE PRIOR YEARS	1,495	-	-	-	-	-
<b>Other Revenues Total</b>	<b>1,749</b>	<b>-</b>	<b>-</b>	<b>-</b>	<b>-</b>	<b>-</b>
<b>Use of Property-Interest</b>						
3410-INTEREST INCOME	-	-	246	-	202	-
<b>Use of Property-Interest Total</b>	<b>-</b>	<b>-</b>	<b>246</b>	<b>-</b>	<b>202</b>	<b>-</b>
<b>5200 - GOLF COURSE FD Total</b>	<b>1,749</b>	<b>-</b>	<b>246</b>	<b>-</b>	<b>202</b>	<b>-</b>
<b>6000 - EQUIPMENT RENTAL ISF FD</b>						
<b>Other Revenues</b>						
3969-SALES PROCEED	90,000	-	-	-	-	-
<b>Other Revenues Total</b>	<b>90,000</b>	<b>-</b>	<b>-</b>	<b>-</b>	<b>-</b>	<b>-</b>
<b>Use of Property-Interest</b>						
3410-INTEREST INCOME	-	-	5,940	-	4,889	-
<b>Use of Property-Interest Total</b>	<b>-</b>	<b>-</b>	<b>5,940</b>	<b>-</b>	<b>4,889</b>	<b>-</b>
<b>Xfers/Interfund Transactions</b>						
3604-XFER IN FOR PERS SUPPORT	-	-	-	-	-	107,033
3882-EQUIPMENT RENTAL ISF CHARGES	1,598,063	-	1,419,223	1,419,223	1,419,223	1,500,000
<b>Xfers/Interfund Transactions Total</b>	<b>1,598,063</b>	<b>-</b>	<b>1,419,223</b>	<b>1,419,223</b>	<b>1,419,223</b>	<b>1,607,033</b>
<b>6000 - EQUIPMENT RENTAL ISF FD Total</b>	<b>1,688,063</b>	<b>-</b>	<b>1,425,163</b>	<b>1,419,223</b>	<b>1,424,112</b>	<b>1,607,033</b>

## REVENUE DETAILS BY FUND/CATEGORY/ACCOUNT

FUND/CATEGORY/ACCOUNT	FY 2020-21	FY 2021-22	FY 2022-23	FY 2022-23	FY 2023-24	FY 2023-24
	Unaudited	Unaudited	Adj Bud	Unaudited	Adopted	Adj Bud
<b>6200 - CENTRAL DUPLICATION ISF FD</b>						
<b>Xfers/Interfund Transactions</b>						
3604-XFER IN FOR PERS SUPPORT	-	-	-	-	-	56,947
3881-REPRODUCTION ISF CHARGES	188,872	182,907	211,723	211,723	211,723	365,002
<b>Xfers/Interfund Transactions Total</b>	<b>188,872</b>	<b>182,907</b>	<b>211,723</b>	<b>211,723</b>	<b>211,723</b>	<b>421,949</b>
<b>6200 - CENTRAL DUPLICATION ISF FD Total</b>	<b>188,872</b>	<b>182,907</b>	<b>211,723</b>	<b>211,723</b>	<b>211,723</b>	<b>421,949</b>
<b>6300 - WORKERS COMP ISF FD</b>						
<b>Xfers/Interfund Transactions</b>						
3604-XFER IN FOR PERS SUPPORT	-	-	-	-	-	123,287
3902-r/ CONTRIBUTION FROM OTHER FUNDS	-	-	1,467,606	1,467,606	1,467,606	-
3930-WORKERS COMP ISF CHARGES	1,416,576	1,328,934	1,416,576	1,416,576	1,416,576	2,999,997
<b>Xfers/Interfund Transactions Total</b>	<b>1,416,576</b>	<b>1,328,934</b>	<b>2,884,182</b>	<b>2,884,182</b>	<b>2,884,182</b>	<b>3,123,284</b>
<b>6300 - WORKERS COMP ISF FD Total</b>	<b>1,416,576</b>	<b>1,328,934</b>	<b>2,884,182</b>	<b>2,884,182</b>	<b>2,884,182</b>	<b>3,123,284</b>
<b>6400 - LIABILITY INS FD</b>						
<b>Xfers/Interfund Transactions</b>						
3604-XFER IN FOR PERS SUPPORT	-	-	-	-	-	54,733
3902-r/ CONTRIBUTION FROM OTHER FUNDS	50,591	-	5,867,542	-	5,867,542	-
3920-CONTRIBUTION FROM OTHER FUND	2,997,404	-	-	-	-	-
3931-GENL LIABILITY ISF CHARGES	-	-	-	5,867,542	-	8,000,000
<b>Xfers/Interfund Transactions Total</b>	<b>3,047,995</b>	<b>-</b>	<b>5,867,542</b>	<b>5,867,542</b>	<b>5,867,542</b>	<b>8,054,733</b>
<b>6400 - LIABILITY INS FD Total</b>	<b>3,047,995</b>	<b>-</b>	<b>5,867,542</b>	<b>5,867,542</b>	<b>5,867,542</b>	<b>8,054,733</b>
<b>7002 - CATV GOVT FD</b>						
<b>Franchise Tax</b>						
3126-OTHER FRANCHISE TAX	93,483	70,103	85,486	85,486	91,547	91,547
<b>Franchise Tax Total</b>	<b>93,483</b>	<b>70,103</b>	<b>85,486</b>	<b>85,486</b>	<b>91,547</b>	<b>91,547</b>
<b>Xfers/Interfund Transactions</b>						
3604-XFER IN FOR PERS SUPPORT	-	-	-	-	-	27,072
<b>Xfers/Interfund Transactions Total</b>	<b>-</b>	<b>-</b>	<b>-</b>	<b>-</b>	<b>-</b>	<b>27,072</b>
<b>7002 - CATV GOVT FD Total</b>	<b>93,483</b>	<b>70,103</b>	<b>85,486</b>	<b>85,486</b>	<b>91,547</b>	<b>118,619</b>
<b>GRAND TOTAL - ALL FUNDS</b>	<b>240,813,510</b>	<b>207,403,179</b>	<b>224,147,544</b>	<b>233,815,045</b>	<b>237,820,626</b>	<b>285,810,002</b>

**EXPENDITURE SUMMARY BY FUND**

EXPENDITURES - FUND	FY 2020-21 Unaudited	FY 2021-22 Unaudited	FY 2022-23 Adj Bud	FY 2022-23 Unaudited	FY 2023-24 Adopted	FY 2023-24 Adjusted
1001 - GENERAL FUND	54,236,741	50,351,043	58,686,213	52,116,081	61,579,551	65,022,242
1004 - MEAS P - 1% SALES TAX FD	10,423,394	9,967,931	26,402,797	23,024,934	16,314,609	11,633,300
1033 - AB3229-COPS FD	78,060	79,665	293,175	291,916	150,000	150,866
1073 - JAG GRANT 2016 FD	-	-	84,993	84,993	-	-
1077 - SB859 - URBAN GREENING FD	47,789	-	1,537,191	1,207,921	329,270	1,537,191
1079 - JAG GRANT 2019 FD	-	-	77,056	77,052	-	-
1080 - BJA COVID 19 FD	149,719	-	86,378	59,910	-	-
1083 - DOJ FED FD	-	-	135,243	129,236	-	74,408
1201 - SARAFF FD	21,298,123	11,558,711	28,887,636	14,148,763	10,984,785	11,209,443
1205 - LOCAL HOUSING FD	2,163,899	131,099	282,690	256,892	135,932	306,536
1518 - DOT COMUNTY PRJS FD	-	-	26,000	18,600	-	247,000
1520 - MEASURE R FD	742,488	891,118	1,182,155	1,622,866	2,171,685	2,312,652
1528 - MEASURE M FD	624,816	844,843	1,323,982	2,065,467	1,933,803	1,913,165
1529 - MEASURE W FD	565,095	531,013	478,831	478,831	1,100,000	1,161,127
1530 - MTA DOT PLANNING GRANT FD	37,163	-	-	-	-	-
1674 - NEIGHBORHOOD STABIL FD	4,420	-	-	-	-	-
1900 - PROP C FD	1,494,569	1,274,235	3,621,291	3,540,660	1,570,955	2,298,473
1916 - MTA FD	-	-	-	-	1,000,000	11,380,000
2000 - PROP A FD	2,005,880	1,611,182	3,371,772	1,999,388	1,337,857	1,430,138
2100 - PERS RETIREMENT FD	23,297,661	24,734,278	24,738,036	24,817,853	28,058,318	28,004,947
2200 - GAS TAX - COUNTY FD	3,587,672	-	2,228,748	-	2,376,109	2,376,109
2300 - GAS TAX - STATE FD	1,584,739	899,985	1,814,950	1,526,918	1,522,830	1,726,959
2502 - STREET LIGHTING FD	3,427,621	3,299,010	4,202,270	2,942,566	4,528,794	5,557,991
2604 - TDA PROJECTS FD	109,276	184,976	-	-	110,251	110,251
2615 - RIVER MOUNTAIN FD	-	-	-	-	-	3,012,000
2625 - CLEAN AIR ACT FD	(29,072)	7,462	14,008	(3,134)	14,009	17,070
2653 - CONTAINER RECYCL FD	-	-	28,892	28,900	-	-
2655 - CONTAINER RECYCLE FD	-	24,926	11,171	11,200	-	-
2672 - USED OIL PAYMENT FD	-	26,571	-	-	-	-
2683 - CALVIP FD	(14,965)	-	114,403	114,403	-	-
2685 - AGENCY GRANT FD	-	-	43,500	11,800	-	-
2688 - MEASURE A FD	-	-	-	-	-	2,000,000
2765 - CAL DOJ GRANT FD	-	-	280,400	-	549,922	550,455
2789 - CAL STATE GRANTS FD	-	-	639,070	639,070	239,070	239,070
2800 - CDBG FD	1,890,872	174,158	3,450,714	3,344,332	4,065,578	4,065,579
2801 - EMERGENCY SHELTER FD	-	-	134,000	134,000	-	-
2805 - HOME PROGRAM FD	148,848	75,787	2,551,136	2,534,227	3,149,179	2,664,664
2807 - HOME-CHODO FD	-	-	-	-	468,092	268,092
2810 - ARPA FD	-	11,177,423	8,432,805	6,078,067	13,486,239	26,623,991
2820 - LOCAL HOUSING AUTH FD	9,068,066	8,927,232	10,616,010	10,738,236	10,526,050	11,148,430
2822 - CDBG CV FD	-	-	-	-	1,673,980	1,673,980
2823 - HUD ARP FD	-	-	1,988,847	1,838,847	1,982,678	1,988,847
3002 - TAX ALLOC BOND FD	10,166,370	1,266,701	-	-	-	-
3030 - LEASE REVENUE BOND FD	3,591,871	3,620,613	3,770,771	6,416,071	3,620,856	3,620,857
3031 - MTA TAX BOND FD	2,050,008	8,671,541	32,830,122	8,866,317	24,127,969	16,623,431
3092 - SA BOND 2022A FD	-	-	-	1,824,930	-	4,500,238
3093 - SA BOND 2022B FD	-	-	-	252,536	-	5,759,244
5000 - WATER FD	19,530,180	11,341,704	17,374,892	11,721,959	19,468,501	22,543,179
5003 - WATER BOND 2009 FD	2,190,259	2,155,617	3,252,735	4,981,305	3,244,910	3,244,910
5100 - RUBBISH FD	6,257,292	5,770,134	6,092,462	6,795,043	8,376,812	8,840,396
5116 - SEWER FD	577,773	315,180	1,837,056	653,490	714,688	1,397,564
5117 - SEWER BOND 2009 FD	944,877	922,858	1,901,866	1,251,516	1,260,395	1,934,837
6000 - EQUIPMENT RENTAL ISF FD	2,548,155	1,339,651	4,924,137	5,218,619	1,378,141	1,392,662
6200 - CENTRAL DUPLICATION ISF FD	453,449	121,393	165,529	108,126	205,094	370,478
6300 - WORKERS COMP ISF FD	1,941,049	1,755,667	2,884,181	2,128,468	3,304,025	2,503,721
6400 - LIABILITY INS FD	4,440,765	5,488,976	5,886,890	8,202,635	6,937,605	5,489,878
7002 - CATV GOVT FD	53,367	38,922	101,732	59,213	101,732	137,232
<b>GRAND TOTAL - ALL FUNDS</b>	<b>191,688,289</b>	<b>169,581,606</b>	<b>268,788,734</b>	<b>214,361,024</b>	<b>244,100,275</b>	<b>281,063,603</b>

## EXPENDITURE SUMMARY BY FUND/PROGRAM

EXPENDITURES - FUND/PROGRAM	FY 2020-21 Unaudited	FY 2021-22 Unaudited	FY 2022-23 Adj Bud	FY 2022-23 Unaudited	FY 2023-24 Adopted	FY 2023-24 Adjusted
<b>1001 - GENERAL FUND</b>						
[1001-40-0000] CITY COUNCIL	418,194	369,498	416,718	275,350	414,753	421,987
[1001-40-0C01] COUNCIL DISTRICT 1	18,752	34,332	63,900	23,400	63,900	70,991
[1001-40-0C02] COUNCIL DISTRICT 2	25,856	42,245	63,900	35,700	63,900	70,991
[1001-40-0C03] COUNCIL DISTRICT 3	26,831	30,733	63,900	22,200	63,900	70,991
[1001-40-0C04] COUNCIL DISTRICT 4	29,912	29,422	63,900	31,200	63,900	70,991
[1001-40-0C05] MAYOR	35,572	51,379	63,900	82,800	63,900	70,991
[1001-42-0000] CITY ATTORNEY	2,573,470	1,020,400	3,494,684	3,009,962	3,662,646	2,277,128
[1001-44-0000] CITY TREASURER	555,481	507,292	669,890	561,349	727,433	737,539
[1001-47-0000] CITY CLERK	520,183	481,909	665,032	542,801	670,057	698,199
[1001-48-0000] ELECTIONS	38,782	398,073	1,033,553	-	1,054,507	1,060,468
[1001-51-0000] CITY MANAGER	1,536,927	1,353,280	2,108,872	1,831,926	2,156,100	2,399,571
[1001-51-0100] CITY MANAGER/IT	18,356	156	683,873	590,477	687,282	764,840
[1001-51-0100] r/ CITY MANAGER/IT	8,333	-	-	2,700	-	-
[1001-54-0000] GRANT ADMINISTRATION	5,774	-	-	-	41,135	191,310
[1001-56-0000] HUMAN RESOURCES	29,413	-	850,762	473,440	995,203	1,121,842
[1001-60-0000] GENERAL SERVICES	188,223	(2,171)	-	-	-	-
[1001-61-0000] NON-DEPT	8,488,725	4,200,937	6,046,199	6,008,671	6,352,663	6,565,360
[1001-61-0016] NON-DEPT [PROJ 0016]	367,642	2,159,963	-	-	-	-
[1001-62-0100] r/ INTERNAL SERVICES/ IT	468,866	382,861	19,620	19,700	-	-
[1001-65-0000] CITY CONTROLLER	2,021,163	1,734,775	2,901,234	1,707,470	2,928,147	3,096,467
[1001-65-0016] BOND DISCLOSURE SVCS	-	-	2,461	-	-	-
[1001-67-0000] COMMUNITY IMPROVEMENT	2,040,878	2,208,731	3,550,013	2,382,123	3,834,864	3,668,596
[1001-68-0000] POLICE (SHERIFF)	17,724,548	18,339,251	17,435,900	17,435,900	19,747,497	19,753,272
[1001-69-0000] FIRE DEPARTMENT	12,931,928	12,522,987	12,551,735	13,607,962	12,496,709	15,079,484
[1001-69-2000] FIRE [PROJ 2000]	(95)	-	-	-	-	-
[1001-71-0000] ENGINEERING	129,901	389,542	1,501,451	481,160	927,014	945,727
[1001-72-0000] STREETS	466,232	525,625	634,101	524,602	622,101	937,010
[1001-72-0G50] STREETS - GENL SVCS	996,765	920,277	12,497	(9,900)	-	-
[1001-72-0PK0] STREETS - PARK MAINT	1,036,378	819,267	880,775	842,716	975,249	1,145,579
[1001-77-0000] BUILDING & SAFETY	(771)	-	824,309	498,533	844,709	1,007,672
[1001-78-0000] PLANNING	230,607	244,724	432,483	62,022	455,503	475,054
[1001-78-0BSF] r/ BLDG & SAFETY	595,233	602,559	-	-	-	-
[1001-78-0CRL] ECONOMIC DEVELOPMENT	198,957	202,278	149,564	138,700	202,589	201,066
[1001-78-0GRT] r/ GRANT MGMT	99,278	73,815	120,047	174,205	-	-
[1001-84-0000] RECREATION	59,317	297,428	1,370,331	758,612	1,463,890	2,119,119
[1001-62-0000] r/ CTRL DUPL	351,131	409,474	10,609	300	-	-
<b>1001 - GENERAL FUND Total</b>	<b>54,236,741</b>	<b>50,351,043</b>	<b>58,686,213</b>	<b>52,116,081</b>	<b>61,579,551</b>	<b>65,022,242</b>
<b>1004 - MEAS P - 1% SALES TAX FD</b>						
[1004-42-0000] MEASURE P - CITY ATTORNEY	250,000	-	-	-	-	-
[1004-47-0000] MEASURE P - CITY CLERK	(75)	-	-	-	-	-
[1004-51-0000] MEASURE P - CITY MANAGER	150	-	1,000	-	1,000	-
[1004-60-0000] MEASURE P - GENERAL SVCS	-	675	1,712,590	1,474,260	1,929,650	2,599,218
[1004-61-0000] MEASURE P - NON-DEPT	1,373,152	2,980,544	13,615,510	11,858,237	4,300,000	3,307,218
[1004-67-0000] MEASURE P - COMM IMPRV	-	-	488,078	82,870	596,367	560,570
[1004-68-0000] MEASURE P - POLICE (SHERIFF)	6,317,347	6,006,521	7,142,120	7,142,120	7,011,717	1,888,041
[1004-69-0000] MEASURE P - FIRE	-	-	144,875	144,875	756,935	974,082
[1004-71-0000] MEASURE P - ENGINEERING	82,042	93,391	-	-	-	-
[1004-72-0000] MEASURE P - STREETS	2,400,778	886,800	2,718,941	1,742,890	1,718,941	2,019,171
[1004-78-0000] MEASURE P - COMM DEV	-	-	579,683	579,683	-	-
[1004-64-0000] MEASURE P - CAPITAL PROJ	-	-	-	-	-	285,000
<b>1004 - MEAS P - 1% SALES TAX FD Total</b>	<b>10,423,394</b>	<b>9,967,931</b>	<b>26,402,797</b>	<b>23,024,934</b>	<b>16,314,609</b>	<b>11,633,300</b>
<b>1033 - AB3229-COPS FD</b>						
[1033-68-0000] AB3229 FD - POLICE (SHERIFF)	78,060	79,665	293,175	291,916	150,000	150,866
<b>1033 - AB3229-COPS FD Total</b>	<b>78,060</b>	<b>79,665</b>	<b>293,175</b>	<b>291,916</b>	<b>150,000</b>	<b>150,866</b>
<b>1073 - JAG GRANT 2016 FD</b>						
[1073-78-0000] JAG GRANT 2016 FD - COMM DEV	-	-	84,993	84,993	-	-
<b>1073 - JAG GRANT 2016 FD Total</b>	<b>-</b>	<b>-</b>	<b>84,993</b>	<b>84,993</b>	<b>-</b>	<b>-</b>
<b>1077 - SB859 - URBAN GREENING FD</b>						
[1077-54-0000] URBAN GREENING - GRANT MGMT	-	-	-	-	-	1,207,921
[1077-71-0000] SB859 FD - ENGINEERING	47,789	-	329,270	-	329,270	-
[1077-78-0000] SB859 FD - COMM DEV	-	-	1,207,921	1,207,921	-	-
[1077-64-0000] SB859 FD - CAPITAL PROJ	-	-	-	-	-	329,270
<b>1077 - SB859 - URBAN GREENING FD Total</b>	<b>47,789</b>	<b>-</b>	<b>1,537,191</b>	<b>1,207,921</b>	<b>329,270</b>	<b>1,537,191</b>

## EXPENDITURE SUMMARY BY FUND/PROGRAM

EXPENDITURES - FUND/PROGRAM	FY 2020-21 Unaudited	FY 2021-22 Unaudited	FY 2022-23 Adj Bud	FY 2022-23 Unaudited	FY 2023-24 Adopted	FY 2023-24 Adjusted
<b>1079 - JAG GRANT 2019 FD</b>						
[1079-78-0000] JAG GRANT 2019 FD - COMM DEV	-	-	77,056	77,052	-	-
<b>1079 - JAG GRANT 2019 FD Total</b>	-	-	<b>77,056</b>	<b>77,052</b>	-	-
<b>1080 - BJA COVID 19 FD</b>						
[1080-78-0000] BJA COVID 19 FD - COMM DEV	149,719	-	86,378	59,910	-	-
<b>1080 - BJA COVID 19 FD Total</b>	<b>149,719</b>	-	<b>86,378</b>	<b>59,910</b>	-	-
<b>1083 - DOJ FED FD</b>						
[1083-54-0000] JAG GRANT - GRANT MGMT	-	-	-	-	-	74,408
[1083-78-0020] DOJ FED FD - DOJ GRANT 2020	-	-	135,243	129,236	-	-
<b>1083 - DOJ FED FD Total</b>	-	-	<b>135,243</b>	<b>129,236</b>	-	<b>74,408</b>
<b>1201 - SARAFF FD</b>						
[1201-00-0000] SARAFF FD - MISC	13,521,462	7,246,905	-	-	-	-
[1201-42-0000] SARAFF FD - CITY ATTORNEY	188,415	128,294	91,685	51,400	90,000	93,048
[1201-51-0000] SARAFF FD - CITY MANAGER	145,225	149,130	72,461	69,590	72,461	90,853
[1201-78-0000] SARAFF FD - COMM DEV	69,847	54,414	83,785	14,240	82,552	117,341
[1201-91-0000] SARAFF FD - SUCC AGCY	7,373,174	3,979,968	28,639,705	14,013,533	10,739,772	10,908,200
<b>1201 - SARAFF FD Total</b>	<b>21,298,123</b>	<b>11,558,711</b>	<b>28,887,636</b>	<b>14,148,763</b>	<b>10,984,785</b>	<b>11,209,443</b>
<b>1205 - LOCAL HOUSING FD</b>						
[1205-42-0000] LOCAL HOUSING FD - CITY ATTORNEY	49,394	48,691	139,175	139,175	90,000	93,048
[1205-51-0000] LOCAL HOUSING FD - CITY MANAGER	-	609	-	-	-	-
[1205-78-0000] LOCAL HOUSING FD - COMM DEV	48,353	12,738	49,246	23,448	45,932	62,622
[1205-91-0000] LOCAL HOUSING FD - SUCC AGCY	2,066,153	4,930	80,000	80,000	-	150,866
[1205-92-0000] r/ LOCAL HOUSING FD - HOUSING SUCC	-	64,132	14,269	14,269	-	-
<b>1205 - LOCAL HOUSING FD Total</b>	<b>2,163,899</b>	<b>131,099</b>	<b>282,690</b>	<b>256,892</b>	<b>135,932</b>	<b>306,536</b>
<b>1518 - DOT COMUNITY PRJS FD</b>						
[1518-71-0000] DOT COMM PROJ FD - NOV 5 DUMP DAY	-	-	26,000	18,600	-	-
[1518-64-0000] DOT COMM PROJ FD - CAPITAL PROJ	-	-	-	-	-	247,000
<b>1518 - DOT COMUNITY PRJS FD Total</b>	-	-	<b>26,000</b>	<b>18,600</b>	-	<b>247,000</b>
<b>1520 - MEASURE R FD</b>						
[1520-61-00SP] MEASURE R - DEBT SVCS	-	-	-	-	597,460	-
[1520-71-0010] MEASURE R - ENG [PROJ 0010]	(35,298)	(47,294)	-	536,427	-	598,400
[1520-71-00MR] MEASURE R - ENG [PROJ 00MR]	403,394	653,088	723,089	723,089	1,095,863	-
[1520-72-00MR] MEASURE R - STREETS [PROJ 00MR]	374,392	285,324	459,066	363,350	478,362	623,389
[1520-64-0000] MEASURE R - CAPITAL PROJ	-	-	-	-	-	1,090,863
<b>1520 - MEASURE R FD Total</b>	<b>742,488</b>	<b>891,118</b>	<b>1,182,155</b>	<b>1,622,866</b>	<b>2,171,685</b>	<b>2,312,652</b>
<b>1528 - MEASURE M FD</b>						
[1528-61-0000] MEASURE M FD - NON DEPT	-	-	-	-	810,838	-
[1528-71-0000] MEASURE M FD - ENGINEERING	587,221	684,598	1,314,940	1,313,940	1,122,965	-
[1528-71-0010] MEASURE M FD - ENG [PROJ 0010]	37,596	160,246	-	747,027	-	797,200
[1528-72-0000] MEASURE M FD - STREETS	-	-	9,042	4,500	-	-
[1528-64-0000] MEASURE M FD - CAPITAL PROJ	-	-	-	-	-	1,115,965
<b>1528 - MEASURE M FD Total</b>	<b>624,816</b>	<b>844,843</b>	<b>1,323,982</b>	<b>2,065,467</b>	<b>1,933,803</b>	<b>1,913,165</b>
<b>1529 - MEASURE W FD</b>						
[1529-71-0000] MEASURE W FD - ENGINEERING	247,386	317,293	478,831	478,831	700,000	707,691
[1529-72-0000] MEASURE W FD - STREETS	317,709	213,720	-	-	400,000	453,437
<b>1529 - MEASURE W FD Total</b>	<b>565,095</b>	<b>531,013</b>	<b>478,831</b>	<b>478,831</b>	<b>1,100,000</b>	<b>1,161,127</b>
<b>1530 - MTA DOT PLANNING GRANT FD</b>						
[1530-78-0000] MTA DOT PLAN FD - COMM DEV	37,163	-	-	-	-	-
<b>1530 - MTA DOT PLANNING GRANT FD Total</b>	<b>37,163</b>	-	-	-	-	-
<b>1674 - NEIGHBORHOOD STABIL FD</b>						
[1674-78-0000] N-HOOD STABILIZA FD - COMM DEV	4,420	-	-	-	-	-
<b>1674 - NEIGHBORHOOD STABIL FD Total</b>	<b>4,420</b>	-	-	-	-	-
<b>1900 - PROP C FD</b>						
[1900-71-0000] PROP C FD - ENGINEERING	1,491,367	1,217,026	3,615,791	2,895,533	1,565,455	152,745
[1900-71-0010] PROP C FD - ENG [PROJ 0010]	(2,298)	57,206	-	639,627	-	699,800
[1900-72-0000] PROP C FD - STREETS	5,500	4	5,500	5,500	5,500	-
[1900-64-0000] PROP C FD - CAPITAL PROJ	-	-	-	-	-	1,445,928
<b>1900 - PROP C FD Total</b>	<b>1,494,569</b>	<b>1,274,235</b>	<b>3,621,291</b>	<b>3,540,660</b>	<b>1,570,955</b>	<b>2,298,473</b>

## EXPENDITURE SUMMARY BY FUND/PROGRAM

EXPENDITURES - FUND/PROGRAM	FY 2020-21 Unaudited	FY 2021-22 Unaudited	FY 2022-23 Adj Bud	FY 2022-23 Unaudited	FY 2023-24 Adopted	FY 2023-24 Adjusted
<b>1916 - MTA FD</b>						
[1916-64-A179] MTA FD - AB179 ARTESIA BRIDGE REPAIR	-	-	-	-	1,000,000	7,000,000
[1916-64-EMRK] MTA FD - METRO EMRK WILMINGTON AVE	-	-	-	-	-	1,380,000
[1916-64-STPL] MTA FD - STPL-C COMPTON BRIDGE ST IMPRV	-	-	-	-	-	3,000,000
<b>1916 - MTA FD Total</b>	-	-	-	-	<b>1,000,000</b>	<b>11,380,000</b>
<b>2000 - PROP A FD</b>						
[2000-42-0000] PROP A FD - CITY ATTORNEY	76,000	76,000	-	-	-	-
[2000-71-0000] PROP A FD - ENGINEERING	1,927,954	1,535,182	3,171,555	1,916,808	1,137,640	1,044,656
[2000-72-0000] PROP A FD - STREETS	1,926	-	-	-	-	-
[2000-84-0000] PROP A FD - RECREATION	-	-	200,217	82,580	200,217	385,482
<b>2000 - PROP A FD Total</b>	<b>2,005,880</b>	<b>1,611,182</b>	<b>3,371,772</b>	<b>1,999,388</b>	<b>1,337,857</b>	<b>1,430,138</b>
<b>2100 - PERS RETIREMENT FD</b>						
[2100-40-0000] PERS FD - CITY COUNCIL	194,666	136,158	312,443	135,998	312,443	106,660
[2100-42-0000] PERS FD - CITY ATTORNEY	376,446	172,903	559,326	359,798	559,326	493,330
[2100-44-0000] PERS FD - CITY TREASURER	198,482	124,084	257,184	192,251	257,184	255,936
[2100-47-0000] PERS FD - CITY CLERK	131,908	51,662	177,521	130,217	177,521	162,498
[2100-51-0000] PERS FD - CITY MANAGER	233,612	82,856	334,047	304,210	334,047	352,913
[2100-51-010] PERS FD - CITY MANAGER/IT	-	-	-	-	-	141,361
[2100-56-0000] PERS FD - HUMAN RESOURCES	-	-	264,414	157,187	264,414	301,627
[2100-60-0000] PERS FD - GENERAL SVCS	-	-	617,852	176,707	617,852	692,957
[2100-61-0000] PERS FD - NON-DEPT	14,941,085	16,117,206	11,204,526	15,924,500	15,354,798	19,302,970
[2100-65-0000] PERS FD - CITY CONTROLLER	417,643	221,212	727,645	513,254	727,645	745,670
[2100-67-0000] PERS FD - COMM IMPRV	556,018	363,680	1,199,826	645,650	1,199,826	1,168,316
[2100-69-0000] PERS FD - FIRE	2,949,787	5,270,868	3,454,753	2,891,032	3,454,753	2,722,443
[2100-71-0000] PERS FD - ENGINEERING	118,942	89,739	282,021	136,198	386,088	96,297
[2100-72-0000] PERS FD - STREETS	1,552,817	955,713	1,936,212	1,318,720	1,936,212	193,354
[2100-72-0PK0] PERS FD - PARK MAINT	-	-	-	3,500	-	322,387
[2100-77-0000] PERS FD - BUILDING SAFETY	-	-	326,586	219,652	326,586	302,011
[2100-78-0GRT] PERS FD - GRANT MGMT (OLD)	-	-	10,907	2,807	-	-
[2100-84-0000] PERS FD - RECREATION	15,575	54,197	585,902	224,725	585,902	405,574
[2100-85-0000] PERS FD - SOURCE OF SUPPLY	-	13,056	283,149	52,142	-	-
[2100-86-0000] PERS FD - PUMPING	-	27,292	75,904	54,688	-	-
[2100-87-0000] PERS FD - WATER TREATMENT	-	27,292	4,009	88,371	-	-
[2100-88-0000] PERS FD - TRANSMISSION	-	209,830	483,087	282,134	-	-
[2100-89-0000] PERS FD - CUSTOMER SERVICE	-	182,806	430,753	231,870	-	-
[2100-90-0000] PERS FD - WATER ADMIN	796,897	137,753	259,474	223,895	1,536,376	-
[2100-78-0000] PERS FD - COMM DEV	607,937	341,053	838,933	490,804	-	165,758
[2100-62-0000] r/ PERS FD - CTRL DUPL	182,866	141,972	-	-	-	-
[2100-78-0CRL] PERS FD - ECON DEV	-	-	84,217	34,226	-	72,885
[2100-91-0000] PERS FD - SUCC AGCY	22,981	12,944	27,345	23,315	27,345	-
<b>2100 - PERS RETIREMENT FD Total</b>	<b>23,297,661</b>	<b>24,734,278</b>	<b>24,738,036</b>	<b>24,817,853</b>	<b>28,058,318</b>	<b>28,004,947</b>
<b>2200 - GAS TAX - COUNTY FD</b>						
[2200-71-0000] GAS TAX COUNTY FD - ENGINEERING	3,587,672	-	2,228,748	-	2,376,109	-
[2200-64-0000] GAS TAX COUNTY FD - CAPITAL PROJ	-	-	-	-	-	2,376,109
<b>2200 - GAS TAX - COUNTY FD Total</b>	<b>3,587,672</b>	-	<b>2,228,748</b>	-	<b>2,376,109</b>	<b>2,376,109</b>
<b>2300 - GAS TAX - STATE FD</b>						
[2300-71-0000] GAS TAX STATE FD - ENGINEERING	300,904	269,835	332,364	261,788	282,744	257,551
[2300-72-0000] GAS TAX STATE FD - STREETS	1,283,835	630,150	1,482,586	1,265,130	1,240,086	1,469,408
<b>2300 - GAS TAX - STATE FD Total</b>	<b>1,584,739</b>	<b>899,985</b>	<b>1,814,950</b>	<b>1,526,918</b>	<b>1,522,830</b>	<b>1,726,959</b>
<b>2502 - STREET LIGHTING FD</b>						
[2502-61-0000] STREET LIGHTING FD - NON-DEPT	1,174,071	1,575,864	1,706,400	1,379,300	1,706,400	1,867,886
[2502-71-0000] STREET LIGHTING FD - ENGINEERING	-	32,600	71,666	71,666	52,000	68,247
[2502-72-0000] STREET LIGHTING FD - STREETS	2,253,551	1,690,546	2,424,204	1,491,600	2,770,394	3,621,858
<b>2502 - STREET LIGHTING FD Total</b>	<b>3,427,621</b>	<b>3,299,010</b>	<b>4,202,270</b>	<b>2,942,566</b>	<b>4,528,794</b>	<b>5,557,991</b>
<b>2604 - TDA PROJECTS FD</b>						
[2604-71-0000] TDA PROJECTS FD - ENGINEERING	109,276	184,976	-	-	110,251	-
[2604-64-0000] TDA PROJECTS FD - CAPITAL PROJ	-	-	-	-	-	110,251
<b>2604 - TDA PROJECTS FD Total</b>	<b>109,276</b>	<b>184,976</b>	-	-	<b>110,251</b>	<b>110,251</b>
<b>2615 - RIVER MOUNTAIN FD</b>						
[2615-64-0000] RIVER MOUNTAIN FD - CAPITAL PROJ	-	-	-	-	-	3,012,000
<b>2615 - RIVER MOUNTAIN FD Total</b>	-	-	-	-	-	<b>3,012,000</b>

## EXPENDITURE SUMMARY BY FUND/PROGRAM

EXPENDITURES - FUND/PROGRAM	FY 2020-21 Unaudited	FY 2021-22 Unaudited	FY 2022-23 Adj Bud	FY 2022-23 Unaudited	FY 2023-24 Adopted	FY 2023-24 Adjusted
<b>2625 - CLEAN AIR ACT FD</b>						
[2625-56-0000] CLEAN AIR ACT FD - HUMAN RESOURCES	(35,966)	-	14,008	(3,134)	14,009	17,070
[2625-62-0000] r/ CLEAN AIR ACT FD - CTRL DUPL	6,894	7,462	-	-	-	-
<b>2625 - CLEAN AIR ACT FD Total</b>	<b>(29,072)</b>	<b>7,462</b>	<b>14,008</b>	<b>(3,134)</b>	<b>14,009</b>	<b>17,070</b>
<b>2653 - CONTAINER RECYCL FD</b>						
[2653-85-0000] FD 2653 CONTAINER RECYCL - SOURCE OF SUPPLY	-	-	28,892	28,900	-	-
<b>2653 - CONTAINER RECYCL FD Total</b>	<b>-</b>	<b>-</b>	<b>28,892</b>	<b>28,900</b>	<b>-</b>	<b>-</b>
<b>2655 - CONTAINER RECYCLE FD</b>						
[2655-85-0000] FD 2655 CONTAINER RECYCL - SOURCE OF SUPPLY	-	24,926	-	-	-	-
[2655-90-0000] FD 2655 CONTAINER RECYCL - WATER ADMIN	-	-	11,171	11,200	-	-
<b>2655 - CONTAINER RECYCLE FD Total</b>	<b>-</b>	<b>24,926</b>	<b>11,171</b>	<b>11,200</b>	<b>-</b>	<b>-</b>
<b>2672 - USED OIL PAYMENT FD</b>						
[2672-90-0000] USED OIL PAYMENT FD - WATER ADMIN	-	26,571	-	-	-	-
<b>2672 - USED OIL PAYMENT FD Total</b>	<b>-</b>	<b>26,571</b>	<b>-</b>	<b>-</b>	<b>-</b>	<b>-</b>
<b>2683 - CALVIP FD</b>						
[2683-54-0000] CALVIP FD - ERD	(14,965)	-	114,403	114,403	-	-
<b>2683 - CALVIP FD Total</b>	<b>(14,965)</b>	<b>-</b>	<b>114,403</b>	<b>114,403</b>	<b>-</b>	<b>-</b>
<b>2685 - AGENCY GRANT FD</b>						
[2685-84-0002] AGENCY GRANT FD - LA DODGERS FOUND	-	-	43,500	11,800	-	-
<b>2685 - AGENCY GRANT FD Total</b>	<b>-</b>	<b>-</b>	<b>43,500</b>	<b>11,800</b>	<b>-</b>	<b>-</b>
<b>2688 - MEASURE A FD</b>						
[2688-64-0MSA] MEAS A FD - CAPITAL PROJ	-	-	-	-	-	2,000,000
<b>2688 - MEASURE A FD Total</b>	<b>-</b>	<b>-</b>	<b>-</b>	<b>-</b>	<b>-</b>	<b>2,000,000</b>
<b>2765 - CAL DOJ GRANT FD</b>						
[2765-54-0000] TOBACCO GRANT - GRANT MGMT	-	-	-	-	549,922	550,455
[2765-78-0001] TOBACCO GRANT - COMM DEV	-	-	280,400	-	-	-
<b>2765 - CAL DOJ GRANT FD Total</b>	<b>-</b>	<b>-</b>	<b>280,400</b>	<b>-</b>	<b>549,922</b>	<b>550,455</b>
<b>2789 - CAL STATE GRANTS FD</b>						
[2789-54-0000] PER CAPITA PARK STATE GRANT - GRANTS MGMT	-	-	-	-	239,070	239,070
[2789-78-0001] CAL STATE GRANTS FD - SENATE BILL 2	-	-	310,000	310,000	-	-
[2789-78-0002] CAL STATE GRANTS FD - CAL STATE LEAP GRANT	-	-	90,000	90,000	-	-
[2789-78-0003] CAL STATE GRANTS FD - OGAL PROP 68 SB 5 CAL ST/	-	-	239,070	239,070	-	-
<b>2789 - CAL STATE GRANTS FD Total</b>	<b>-</b>	<b>-</b>	<b>639,070</b>	<b>639,070</b>	<b>239,070</b>	<b>239,070</b>
<b>2800 - CDBG FD</b>						
[2800-54-0H11] CDBG FD - ERD [PROJ 0H11]	4,123	-	-	-	-	-
[2800-54-0K03] CDBG FD - FY22 [PROJ 0K03]	-	-	-	-	1,065,370	-
[2800-54-0K05] CDBG FD - FY22 [PROJ 0K05]	-	-	-	-	10,000	10,000
[2800-54-0K11] CDBG FD - FY22 GRANT ADMIN	-	-	-	-	177,854	1,243,224
[2800-54-0K29] CDBG FD - FY22 CHILDREN'S CLINIC	-	-	-	-	60,000	60,000
[2800-54-0L02] CDBG FD - FY23 FAIR HOUSING	-	-	-	-	10,000	10,000
[2800-54-0L03] CDBG FD - FY23 [PROJ L003]	-	-	-	-	972,516	-
[2800-54-0L05] CDBG FD - FY23 [PROJ 0L05]	-	-	-	-	10,000	10,000
[2800-54-0L11] CDBG FD - FY23 GRANT ADMIN	-	-	-	-	226,231	1,198,747
[2800-54-0L29] CDBG FD - FY23 CHILDREN'S CLINIC	-	-	-	-	60,000	60,000
[2800-54-0M02] CDBG FD - FY24 FAIR HOUSING	-	-	-	-	10,000	10,000
[2800-54-0M05] CDBG FD - FY24 [PROJ M005]	-	-	-	-	1,019,118	-
[2800-54-0M11] CDBG FD - FY24 GRANT ADMIN	-	-	-	-	279,290	1,298,408
[2800-54-0M29] CDBG FD - FY24 CHILDREN'S CLINIC	-	-	-	-	30,000	30,000
[2800-54-0M30] CDBG FD - FY24 THE MAKER'S HUB	-	-	-	-	25,000	25,000
[2800-54-0M77] CDBG FD - FY24 LEGAL SERVICES	-	-	-	-	20,000	20,000
[2800-54-L139] CDBG FD - FY23 CHAMPIONS OF CARING	-	-	-	-	22,600	22,600
[2800-54-L167] CDBG FD - FY23 YOUTH BUILDING	-	-	-	-	25,000	25,000
[2800-54-M139] CDBG FD - FY24 CHAMPIONS OF CARING	-	-	-	-	12,600	12,600
[2800-54-M167] CDBG FD - FY24 YOUTH BUILD	-	-	-	-	30,000	30,000
[2800-72-B148] CDBG FD - STREETS [PROJ B148]	38,629	-	-	-	-	-
[2800-72-H168] CDBG FD - STREETS [PROJ H168]	1,120,317	61,294	-	-	-	-
[2800-78-0K02] CDBG FD - FAIR HOUSING	-	-	10,000	10,000	-	-
[2800-78-0K05] CDBG FD - SOUTHERN CA JR CRICKET SUBREC	-	-	10,000	10,000	-	-
[2800-78-0K11] CDBG FD - CONSOLIDATED PLAN ADMIN	2,389	107,888	2,543,146	2,508,086	-	-

## EXPENDITURE SUMMARY BY FUND/PROGRAM

EXPENDITURES - FUND/PROGRAM	FY 2020-21 Unaudited	FY 2021-22 Unaudited	FY 2022-23 Adj Bud	FY 2022-23 Unaudited	FY 2023-24 Adopted	FY 2023-24 Adjusted
[2800-78-K139] CDBG FD - CHAMPIONS OF CARING	-	-	22,600	22,600	-	-
[2800-78-K167] CDBG FD - COMPTON YOUTH BUILDING	-	-	25,000	25,000	-	-
[2800-78-0J02] CDBG FD - COMM DEV [PROJ 0J02]	10,000	-	-	-	-	-
[2800-78-0J11] CDBG FD - COMM DEV [PROJ 0J11]	99,164	-	-	-	-	-
[2800-78-0J17] CDBG FD - COMM DEV [PROJ 0J17]	506,125	-	-	-	-	-
[2800-78-0J29] CDBG FD - COMM DEV [PROJ 0J29]	55,000	-	-	-	-	-
[2800-78-0J77] CDBG FD - COMM DEV [PROJ 0J77]	13,457	-	-	-	-	-
[2800-78-J139] CDBG FD - COMM DEV [PROJ J139]	17,600	-	-	-	-	-
[2800-78-J167] CDBG FD - COMM DEV [PROJ J167]	20,000	-	-	-	-	-
[2800-78-J171] CDBG FD - COMM DEV [PROJ J171]	4,068	-	-	-	-	-
[2800-78-K171] CDBG FD - COMM DEV [PROJ K171]	-	4,976	839,968	768,646	-	-
[2800-91-0000] CDBG FD - SUCC AGCY	-	-	-	-	-	-
<b>2800 - CDBG FD Total</b>	<b>1,890,872</b>	<b>174,158</b>	<b>3,450,714</b>	<b>3,344,332</b>	<b>4,065,578</b>	<b>4,065,579</b>
<b>2801 - EMERGENCY SHELTER FD</b>						
[2801-78-0000] EMERG SHELTER FD - COMM DEV	-	-	134,000	134,000	-	-
<b>2801 - EMERGENCY SHELTER FD Total</b>	<b>-</b>	<b>-</b>	<b>134,000</b>	<b>134,000</b>	<b>-</b>	<b>-</b>
<b>2805 - HOME PROGRAM FD</b>						
[2805-51-0000] HOME PROG FD - CITY MANAGER	(19,446)	-	-	-	-	-
[2805-54-0000] HOME PROG FD - GRANT MGMT	340	-	-	-	2,672,922	2,664,664
[2805-54-0RHB] HOME PROG FD - GRANT MGMT [PROJ 0RHB]	-	-	-	-	476,257	-
[2805-78-0000] HOME PROG FD - COMM DEV	167,954	75,787	2,085,573	2,068,664	-	-
[2805-78-0RHB] HOME PROG FD - COMM DEV [PROJ 0RHB]	-	-	465,563	465,563	-	-
[2805-91-0000] HOME PROG FD - SUCC AGCY	-	-	-	-	-	-
<b>2805 - HOME PROGRAM FD Total</b>	<b>148,848</b>	<b>75,787</b>	<b>2,551,136</b>	<b>2,534,227</b>	<b>3,149,179</b>	<b>2,664,664</b>
<b>2807 - HOME-CHODO FD</b>						
[2807-54-0000] CHODO FD - GRANTS MGMT	-	-	-	-	468,092	268,092
<b>2807 - HOME-CHODO FD Total</b>	<b>-</b>	<b>-</b>	<b>-</b>	<b>-</b>	<b>468,092</b>	<b>268,092</b>
<b>2810 - ARPA FD</b>						
[2810-00-0000] ARPA FD - MISC	-	1,506,263	-	-	-	-
[2810-51-0IT0] ARPA FD - CITY MANAGER/IT	-	1,534,826	-	-	-	100,000
[2810-56-0000] ARPA FD - HUMAN RESOURCES	-	1,534,826	-	-	-	200,000
[2810-61-0000] ARPA FD - NON-DEPT	-	1,602,691	-	-	-	-
[2810-64-0ENG] ARPA FD - CIP ENGINEERING	-	-	-	-	4,000,000	4,213,073
[2810-64-0GEN] ARPA FD - CIP GENL SVCS	-	-	-	-	-	7,096,308
[2810-64-0WAT] ARPA FD - CIP WATER	-	-	-	15,067	7,959,629	7,988,000
[2810-65-0000] ARPA FD - CITY CONTROLLER	-	-	444,805	-	526,610	926,610
[2810-68-0000] ARPA FD - POLICE (SHERIFF)	-	-	-	-	-	5,100,000
[2810-69-0000] ARPA FD - FIRE	-	4,998,817	-	-	-	-
[2810-72-0000] ARPA FD - STREETS	-	-	-	-	1,000,000	1,000,000
[2810-86-0000] ARPA FD - PUMPING	-	-	6,063,000	6,063,000	-	-
[2810-88-0000] ARPA FD - TRANSMISSION	-	-	1,000,000	-	-	-
[2810-90-0000] ARPA FD - WATER ADMIN	-	-	925,000	-	-	-
<b>2810 - ARPA FD Total</b>	<b>-</b>	<b>11,177,423</b>	<b>8,432,805</b>	<b>6,078,067</b>	<b>13,486,239</b>	<b>26,623,991</b>
<b>2820 - LOCAL HOUSING AUTH FD</b>						
[2820-78-0000] LHA FD - LOCAL HOUSING AUTHORITY	8,663,965	8,800,239	10,556,210	10,220,630	9,469,272	10,686,984
[2820-78-0010] LHA FD - EHV HOUSING ASST PAYMENT	-	11,513	-	457,806	1,056,778	461,446
[2820-78-0011] LHA FD - EHV PRELIMINARY FEES	-	2,000	10,000	10,000	-	-
[2820-78-0013] LHA FD - EHV SERVICE FEES	-	2,000	10,000	10,000	-	-
[2820-79-0000] r/ LHA FD - LHA	8,227	(11,780)	-	-	-	-
[2820-79-OUTL] r/ LHA FD - LHA [PROJ OUTL]	(57)	-	-	-	-	-
[2820-78-0FSS] LHA FD - COMM DEV [PROJ 0FSS]	5,269	2,056	12,000	12,000	-	-
[2820-78-0HSP] LHA FD - COMM DEV [PROJ 0HSP]	20,133	17,898	22,400	22,400	-	-
[2820-78-OUTL] LHA FD - COMM DEV [PROJ OUTL]	2,083	3,361	5,400	5,400	-	-
[2820-78-CARE] LHA FD - COMM DEV [PROJ CARE]	300,953	-	-	-	-	-
[2820-78-HCAR] LHA FD - COMM DEV [PROJ HCAR]	67,493	99,945	-	-	-	-
<b>2820 - LOCAL HOUSING AUTH FD Total</b>	<b>9,068,066</b>	<b>8,927,232</b>	<b>10,616,010</b>	<b>10,738,236</b>	<b>10,526,050</b>	<b>11,148,430</b>
<b>2822 - CDBG CV FD</b>						
[2822-54-0000] CDBG CV FD - GRANT MGMT	-	-	-	-	1,673,980	1,673,980
<b>2822 - CDBG CV FD Total</b>	<b>-</b>	<b>-</b>	<b>-</b>	<b>-</b>	<b>1,673,980</b>	<b>1,673,980</b>

## EXPENDITURE SUMMARY BY FUND/PROGRAM

EXPENDITURES - FUND/PROGRAM	FY 2020-21 Unaudited	FY 2021-22 Unaudited	FY 2022-23 Adj Bud	FY 2022-23 Unaudited	FY 2023-24 Adopted	FY 2023-24 Adjusted
<b>2823 - HUD ARP FD</b>						
[2823-54-0000] HUD ARP FD - GRANT MGMT	-	-	-	-	1,982,678	1,988,847
[2823-78-0000] HUD ARP FD - COMM DEV	-	-	1,988,847	1,838,847	-	-
<b>2823 - HUD ARP FD Total</b>	<b>-</b>	<b>-</b>	<b>1,988,847</b>	<b>1,838,847</b>	<b>1,982,678</b>	<b>1,988,847</b>
<b>3002 - TAX ALLOC BOND FD</b>						
[3002-00-0000] TAX ALLOC BOND - MISC	7,886,906	-	-	-	-	-
[3002-91-0DSP] TAX ALLOC BOND - SA [PROJ ODSP]	-	-	-	-	-	-
[3002-91-0000] TAX ALLOC BOND - SUCC AGCY	2,279,464	1,266,701	-	-	-	-
<b>3002 - TAX ALLOC BOND FD Total</b>	<b>10,166,370</b>	<b>1,266,701</b>	<b>-</b>	<b>-</b>	<b>-</b>	<b>-</b>
<b>3030 - LEASE REVENUE BOND FD</b>						
[3030-61-0000] LEASE REV BOND - NON-DEPT	966,446	973,488	3,770,771	3,770,771	3,620,856	975,232
[3030-61-0016] LEASE REV BOND - NON-DEPT [PROJ 0016]	2,625,425	2,647,125	-	2,645,300	-	2,645,625
<b>3030 - LEASE REVENUE BOND FD Total</b>	<b>3,591,871</b>	<b>3,620,613</b>	<b>3,770,771</b>	<b>6,416,071</b>	<b>3,620,856</b>	<b>3,620,857</b>
<b>3031 - MTA TAX BOND FD</b>						
[3031-51-0000] MTA TAX BOND FD - CITY MANAGER	-	-	8,600	8,600	-	-
[3031-61-0DSP] MTA TAX BOND FD - DEBT SVCS	-	-	-	-	2,133,785	38,385
[3031-65-0000] MTA TAX BOND FD - CITY CONTROLLER	-	-	3,922	-	-	-
[3031-71-0000] MTA TAX BOND FD - ENGINEERING	2,050,008	8,671,541	32,817,600	8,857,717	21,994,184	5,363,517
[3031-64-0000] MTA TAX BOND FD - CAPITAL PROJ	-	-	-	-	-	11,221,529
<b>3031 - MTA TAX BOND FD Total</b>	<b>2,050,008</b>	<b>8,671,541</b>	<b>32,830,122</b>	<b>8,866,317</b>	<b>24,127,969</b>	<b>16,623,431</b>
<b>3092 - SA BOND 2022A FD</b>						
[3092-91-0DSP] SA BOND 2022A FD - SA [PROJ ODSP]	-	-	-	1,824,930	-	4,500,238
<b>3092 - SA BOND 2022A FD Total</b>	<b>-</b>	<b>-</b>	<b>-</b>	<b>1,824,930</b>	<b>-</b>	<b>4,500,238</b>
<b>3093 - SA BOND 2022B FD</b>						
[3093-91-0DSP] SA BOND 2022B FD - SA [PROJ ODSP]	-	-	-	252,536	-	5,759,244
<b>3093 - SA BOND 2022B FD Total</b>	<b>-</b>	<b>-</b>	<b>-</b>	<b>252,536</b>	<b>-</b>	<b>5,759,244</b>
<b>5000 - WATER FD</b>						
[5000-61-0000] WATER FD - NON-DEPT	296,459	516,821	926,200	662,150	1,070,000	905,514
[5000-64-0MWD] WATER FD - CIP MWD FUNDED	-	-	-	-	-	33,000
[5000-64-0WRD] WATER FD - CIP WRD FUNDED	-	-	-	-	-	1,000,000
[5000-65-0000] WATER FD - CITY CONTROLLER	-	-	3,848	-	-	-
[5000-85-0000] WATER FD - SOURCE OF SUPPLY	9,923,167	3,166,017	4,551,152	1,096,700	6,047,500	6,437,722
[5000-86-0000] WATER FD - PUMPING	194,501	227,666	1,019,364	448,810	966,190	1,004,623
[5000-87-0000] WATER FD - WATER TREATMENT	182,214	201,720	630,949	319,200	650,515	1,135,294
[5000-88-0000] WATER FD - TRANSMISSION	1,560,301	1,440,292	2,328,240	1,960,299	2,417,569	3,560,852
[5000-89-0000] WATER FD - CUSTOMER SERVICE	991,423	434,935	1,299,050	961,000	1,490,578	2,892,097
[5000-90-0000] WATER FD - WATER ADMIN	6,382,115	5,354,253	6,616,090	6,273,800	6,826,149	2,075,078
[5000-64-0000] WATER FD - CAPITAL PROJ	-	-	-	-	-	3,499,000
<b>5000 - WATER FD Total</b>	<b>19,530,180</b>	<b>11,341,704</b>	<b>17,374,892</b>	<b>11,721,959</b>	<b>19,468,501</b>	<b>22,543,179</b>
<b>5003 - WATER BOND 2009 FD</b>						
[5003-61-0000] WATER BOND 2009 FD - NON-DEPT	-	-	-	1,863,905	-	-
[5003-88-0000] WATER BOND 2009 FD - TRANSMISSION	(33,782)	-	-	-	-	-
[5003-88-0REV] WATER BOND 2009 - TRANSMISSION [PROJ OREV]	2,224,041	2,155,617	3,252,735	3,117,400	3,244,910	3,244,910
<b>5003 - WATER BOND 2009 FD Total</b>	<b>2,190,259</b>	<b>2,155,617</b>	<b>3,252,735</b>	<b>4,981,305</b>	<b>3,244,910</b>	<b>3,244,910</b>
<b>5100 - RUBBISH FD</b>						
[5100-42-0000] RUBBISH FD - CITY ATTORNEY	4,624	24,633	315,743	315,743	50,000	120,759
[5100-61-0000] RUBBISH FD - NON-DEPT	-	-	1,200	-	-	-
[5100-85-0000] RUBBISH FD - SOURCE OF SUPPLY	6,252,668	5,745,501	5,775,519	6,479,300	8,326,812	8,719,636
<b>5100 - RUBBISH FD Total</b>	<b>6,257,292</b>	<b>5,770,134</b>	<b>6,092,462</b>	<b>6,795,043</b>	<b>8,376,812</b>	<b>8,840,396</b>
<b>5116 - SEWER FD</b>						
[5116-61-0000] SEWER FD - NON-DEPT	-	-	-	259,990	-	-
[5116-61-0DSP] SEWER FD - DEBT SVCS	-	-	-	-	15,588	-
[5116-65-0000] SEWER FD - CITY CONTROLLER	-	-	1,752	-	-	-
[5116-71-0000] SEWER FD - ENGINEERING	109,691	103,010	654,204	70,000	60,000	669,371
[5116-72-0000] SEWER FD - STREETS	468,082	212,170	1,181,100	323,500	639,100	728,193
<b>5116 - SEWER FD Total</b>	<b>577,773</b>	<b>315,180</b>	<b>1,837,056</b>	<b>653,490</b>	<b>714,688</b>	<b>1,397,564</b>

## EXPENDITURE SUMMARY BY FUND/PROGRAM

EXPENDITURES - FUND/PROGRAM	FY 2020-21 Unaudited	FY 2021-22 Unaudited	FY 2022-23 Adj Bud	FY 2022-23 Unaudited	FY 2023-24 Adopted	FY 2023-24 Adjusted
<b>5117 - SEWER BOND 2009 FD</b>						
[5117-61-0000] SEWER BOND 2009 FD - NON-DEPT	-	-	-	303,584	-	-
[5117-61-0DSP] SEWER BOND 2009 FD - DEBT SVCS	-	-	-	-	856,125	-
[5117-71-0000] SEWER BOND 2009 FD - ENGINEERING	942,222	922,858	1,901,866	947,932	404,270	1,784,837
[5117-72-0000] SEWER BOND 2009 FD - STREETS	2,655	-	-	-	-	-
[5117-64-0000] SEWER BOND 2009 FD - CAPITAL PROJ	-	-	-	-	-	150,000
<b>5117 - SEWER BOND 2009 FD Total</b>	<b>944,877</b>	<b>922,858</b>	<b>1,901,866</b>	<b>1,251,516</b>	<b>1,260,395</b>	<b>1,934,837</b>
<b>6000 - EQUIPMENT RENTAL ISF FD</b>						
[6000-60-0000] EQUIPMENT RENTAL ISF - GENERAL SVCS	(12,658)	-	38,123	38,123	38,123	-
[6000-61-0000] EQUIPMENT RENTAL ISF - NON-DEPT	-	-	-	651,459	-	-
[6000-69-0000] EQUIPMENT RENTAL ISF - FIRE	311,314	215,362	258,000	258,000	248,000	345,103
[6000-72-0000] EQUIPMENT RENTAL ISF - STREETS	2,249,499	1,124,289	4,628,014	4,271,038	1,092,018	1,047,559
<b>6000 - EQUIPMENT RENTAL ISF FD Total</b>	<b>2,548,155</b>	<b>1,339,651</b>	<b>4,924,137</b>	<b>5,218,619</b>	<b>1,378,141</b>	<b>1,392,662</b>
<b>6200 - CENTRAL DUPLICATION ISF FD</b>						
[6200-51-0000] CENTRAL DUPL ISF - CITY MANAGER	295,809	-	164,136	99,685	205,094	-
[6200-61-0000] CENTRAL DUPL ISF - NON-DEPT	1,393	-	1,393	8,641	-	-
[6200-62-0000] r/ CENTRAL DUPL ISF - CTRL DUPL	156,247	121,393	-	(200)	-	-
[6200-60-0000] CENTRAL DUPL ISF - CENTRAL DUPLICATION	-	-	-	-	-	370,478
<b>6200 - CENTRAL DUPLICATION ISF FD Total</b>	<b>453,449</b>	<b>121,393</b>	<b>165,529</b>	<b>108,126</b>	<b>205,094</b>	<b>370,478</b>
<b>6300 - WORKERS COMP ISF FD</b>						
[6300-42-0000] WORKERS COMP ISF - ATTY/WORKERS COMP	1,939,150	1,755,667	2,882,283	2,128,468	3,304,025	-
[6300-57-0000] WORKERS COMP ISF - RISK MGMT	-	-	-	-	-	2,503,721
[6300-61-0000] WORKERS COMP ISF - NON-DEPT	1,898	-	1,898	-	-	-
<b>6300 - WORKERS COMP ISF FD Total</b>	<b>1,941,049</b>	<b>1,755,667</b>	<b>2,884,181</b>	<b>2,128,468</b>	<b>3,304,025</b>	<b>2,503,721</b>
<b>6400 - LIABILITY INS FD</b>						
[6400-42-0000] LIABILITY INS ISF - ATTY/RISK MANAGEMENT	4,397,699	5,488,976	5,837,884	8,202,635	6,937,605	-
[6400-57-0000] LIABILITY INS ISF - RISK MGMT	-	-	-	-	-	5,489,878
[6400-61-0000] LIABILITY INS ISF - NON-DEPT	43,066	-	49,006	-	-	-
<b>6400 - LIABILITY INS FD Total</b>	<b>4,440,765</b>	<b>5,488,976</b>	<b>5,886,890</b>	<b>8,202,635</b>	<b>6,937,605</b>	<b>5,489,878</b>
<b>7002 - CATV GOVT FD</b>						
[7002-51-0000] CATV GOVT FD - CITY MANAGER	-	-	101,732	59,213	101,732	137,232
[7002-62-0000] r/ CATV GOVT FD - CTRL DUPL	53,367	38,922	-	-	-	-
<b>7002 - CATV GOVT FD Total</b>	<b>53,367</b>	<b>38,922</b>	<b>101,732</b>	<b>59,213</b>	<b>101,732</b>	<b>137,232</b>
<b>GRAND TOTAL - ALL FUNDS</b>	<b>191,688,289</b>	<b>169,581,606</b>	<b>268,788,734</b>	<b>214,361,024</b>	<b>244,100,275</b>	<b>281,063,603</b>

## DEBT SERVICE SUMMARY

Bond Description	Debt Service		
	FY24 Principal	FY24 Interest	FY24 Total
Lease Revenue Series 2008	605,000	370,232	975,232
Lease Revenue Series 2016	1,775,000	870,625	2,645,625
Sales Tax Revenue Series 2021	320,000	278,400	598,400
Sales Tax Revenue Series 2021	105,000	692,200	797,200
Sales Tax Revenue Series 2021	235,000	464,800	699,800
S.A Series 2022A	1,555,000	2,945,238	4,500,238
S.A Series 2022B	5,465,000	294,244	5,759,244
Water Revenue Series 2009	1,225,000	2,019,910	3,244,910
Sewer Revenue Series 1998	580,000	15,588	595,588
Sewer Revenue Series 2009	520,000	856,125	1,376,125
<b>TOTALS</b>	<b>12,385,000</b>	<b>8,807,362</b>	<b>21,192,362</b>

4290 - Contribution To	Amount \$	3920 - Contribution From	Amount \$
1001610000-4290	975,232	3030000000-3920	975,232
1001610000-4290	2,645,625	3030000016-3920	2,645,625
1520710010-4290	598,400	3031000000-3920	598,400
1528710010-4290	797,200	3031000000-3920	797,200
1900710010-4290	699,800	3031000000-3920	699,800
1201910000-4290	4,500,238	3092000000-3920	4,500,238
1201910000-4290	5,759,244	3093000000-3920	5,759,244
<b>Total Transfers Out</b>	<b>15,975,739</b>	<b>Total Transfers In</b>	<b>15,975,739</b>

Principal Expense		Interest Expense	
4297 - Debt Service	Amount \$	4282 - Interest	Amount \$
3030610000-4297	605,000	3030610000-4282	370,232
3030610016-4297	1,775,000	3030610016-4282	870,625
3031710000-4297	320,000	3031710000-4282	278,400
3031710000-4297	105,000	3031710000-4282	692,200
3031710000-4297	235,000	3031710000-4282	464,800
3092910DSP-4297	1,555,000	3092910DSP-4282	2,945,238
3093910DSP-4297	5,465,000	3093910DSP-4282	294,244
5003880REV-4297	1,225,000	5003880REV-4282	2,019,910
5116710000-4297	580,000	5116710000-4282	15,588
5117710000-4297	520,000	5117710000-4282	856,125
<b>Total Principal</b>	<b>12,385,000</b>	<b>Total Interest</b>	<b>8,807,362</b>

## ALLOCATED COSTS

Fund	Cost Alloc			Workers'		Grand Total
	Plan	Equipment	Duplication	Comp	Genl Liability	
1001 - GENERAL FUND	-	457,342	195,554	2,163,657	5,641,303	8,457,856
1004 - MEAS P - 1% SALES TAX FD	-	568,003	9,807	187,654	822,707	1,588,171
1077 - SB859 - URBAN GREENING FD	-	-	-	-	-	-
1083 - DOJ FED FD	-	-	-	-	-	-
1201 - SARAFF FD	-	14,591	4,873	62,740	24,052	106,256
1205 - LCH SUCCE AGENCY FD	-	-	1,697	1,277	9,757	12,731
1518 - DOT COMUNTY PRJS FD	-	-	-	-	-	-
1520 - MEASURE R FD	-	25,532	2,779	52,343	61,509	142,163
1528 - MEASURE M FD	-	-	-	-	0	0
1529 - MEASURE W FD	-	-	6,352	-	54,775	61,127
1900 - PROP C FD	-	-	818	9,524	738	11,080
2000 - PROP A FD	-	-	521	20,245	113,081	133,847
2100 - PERS RETIREMENT FD	-	-	-	-	0	0
2200 - GAS TAX - COUNTY FD	-	-	-	-	-	-
2300 - GAS TAX - STATE FD	-	67,069	7,805	156,637	143,844	375,355
2502 - STREET LIGHTING FD	746,616	58,275	17,956	119,472	236,855	1,179,174
2604 - TDA PROJECTS FD	-	-	-	-	-	-
2615 - RIVER MOUNTAIN FD	-	-	-	-	-	-
2625 - CLEAN AIR ACT FD	-	-	83	107	2,442	2,632
2765 - CAL DOJ GRANT FD	-	-	-	-	-	-
2800 - CDBG FD	-	-	-	-	-	-
2805 - HOME PROGRAM FD	-	-	-	-	-	-
2810 - ARPA FD	-	-	-	-	0	0
2822 - CDBG CV FD	-	-	-	-	-	-
2823 - HUD ARP FD	-	-	-	-	-	-
3030 - LEASE REVENUE BOND FD	-	-	-	-	-	-
3031 - MTA TAX BOND FD	-	-	9,173	12,274	8,280	29,727
3092 - SA BOND 2022A FD	-	-	-	-	-	-
3093 - SA BOND 2022B FD	-	-	-	-	-	-
5000 - WATER FD	3,228,909	214,832	57,073	83,662	255,981	3,840,457
5003 - WATER BOND 2009 FD	-	-	-	-	0	0
5100 - RUBBISH FD	369,861	16,477	8,322	6,051	40,498	441,209
5116 - SEWER FD	116,939	545	3,284	47,062	65,346	233,176
5117 - SEWER BOND 2009 FD	-	-	2,335	-	2,107	4,442
6000 - EQUIPMENT RENTAL ISF FD	-	26,858	6,433	38,966	206,365	278,622
6200 - CENTRAL DUPLICATION ISF FD	-	35,793	1,585	2,693	56,000	96,071
6300 - WORKERS COMP ISF FD	-	-	11,462	7,356	-	18,818
6400 - LIABILITY INS FD	-	-	15,545	3,385	-	18,930
7002 - CATV GOVT FD	-	664	679	6,020	12,220	19,583
1033 - AB3229-COPS FD	-	-	866	-	-	866
1916 - MTA FD	-	-	-	-	-	-
2688 - MEASURE A FD	-	-	-	-	-	-
2820 - LOCAL HOUSING AUTH FD	920,574	14,019	-	18,872	242,140	1,195,605
<b>GrandTotal</b>	<b>5,382,899</b>	<b>1,500,000</b>	<b>365,002</b>	<b>2,999,997</b>	<b>8,000,000</b>	<b>18,247,898</b>

# ARPA FUNDING SUMMARY

<b>Hero Pay - Already Paid</b>	<b>4,185,000</b>
--------------------------------	------------------

<b>Water CIP Infrastructure</b>	<b>7,988,000</b>
---------------------------------	------------------

<b>Lost Revenue</b>	<b>Subtotal:</b>	<b>13,037,302</b>
CPA Catchup		224,000
Fiscal Sustainability and Cost Alloc Plan Consultant		66,000
HR Consultant		144,000
MDG Engineering (john strickland)		670,000
HR Investigator Invoices		200,000
Fixed Asset Tagging		30,000
Controller Finance Software Upgrade		496,610
Tree Trimming (orig \$1M now Amended)		600,000
Stump Removal (amend Tree Trimming)		200,000
Pothole_Extra (amend Tree Trimming)		200,000
Road Repair Service, Phase VII-XI		3,172,692
Electronic Payment Platform Software		100,000
Controller Finance Software Upgrade (Additional)		300,000
Fixed Asset Tagging (additional)		100,000
(1) Sheriff		5,100,000
Burrell/McDonald Park Renovations		229,000
Kelly Park Renovations		59,000
Lueders Park Renovations		49,000
City Hall/Council Chambers		440,000
Gonzalez Park Re-painting		17,000
(2) 700 N Bullis Rd Remodeling. (5Yr CIP already has \$80k)		640,000

<b>Responding to the Emergency</b>	<b>Subtotal:</b>	<b>9,201,506</b>
Fire Trucks		4,998,817
(2) Firestation 3. (Addition to Stations 1-4)		827,308
Fire Stations 1-4 Driveways & Apron Improvement		1,040,381
Fire Alarm System Replacement (City Hall)		1,000,000
Fire Station #1 Renovations		195,000
Fire Station #3 Renovations		140,000
(2) Yard Replacement (\$1M ARPA, \$2.5M Meas P)		1,000,000

- (1) One-Time Savings to Measure P
- (2) To be added at FY24 Mid-Year

<b>34,411,808</b>	Total
<b>34,425,003</b>	ARPA Target
<b>13,195</b>	Difference

## POSITON SUMMARY BY DEPARTMENT

Home Department	Alloc FTE	FT-Salary	PT-Salary
40 - CITY COUNCIL	10.4	36,000	327,937
42 - CITY ATTORNEY	13	1,261,243	-
44 - CITY TREASURER	8	518,572	-
47 - CITY CLERK	5	337,825	-
51 - CITY MANAGER	14.9	1,395,440	29,690
56 - HUMAN RESOURCES	9	666,492	-
57 - RISK MGMT	5	421,728	-
60 - GENERAL SVCS	25	1,350,840	-
65 - CITY CONTROLLER	22	1,652,268	-
67 - COMM IMPRV	47	2,617,740	-
69 - FIRE	76	6,499,692	-
71 - ENGINEERING	8	656,916	-
72 - STREETS	55	2,972,940	-
77 - BUILDING SAFETY	9	659,520	-
78 - COMM DEV	20	1,491,132	-
84 - RECREATION	27.36	826,008	367,014
90 - ENTERPRISE UTILITIES	48	3,091,620	-
91 - SUCCESSOR AGENCY	1	50,328	-
<b>Grand Total</b>	<b>403.66</b>	<b>26,506,304</b>	<b>724,641</b>

# POSITION ALLOCATION BY ACCOUNT

Home Department, Position, Account	Alloc FTE	FT-Salary	PT-Salary
<b>40 - CITY COUNCIL</b>	<b>10.4</b>	<b>36,000</b>	<b>327,937</b>
<b>COUNCILMEMBER</b>	<b>4</b>	<b>28,800</b>	-
[1001-40-0000] CITY COUNCIL	4	28,800	-
<b>MAYOR</b>	<b>1</b>	<b>7,200</b>	-
[1001-40-0000] CITY COUNCIL	1	7,200	-
<b>SECRETARY TO THE MAYOR-PT</b>	<b>0.9</b>	-	<b>60,615</b>
[1001-40-0000] CITY COUNCIL	0.9	-	60,615
<b>CITY COUNCIL ASSISTANT-PT</b>	<b>4.5</b>	-	<b>267,322</b>
[1001-40-0000] CITY COUNCIL	4.5	-	267,322
<b>42 - CITY ATTORNEY</b>	<b>13</b>	<b>1,261,243</b>	-
<b>CHIEF DEP CITY ATTY</b>	<b>1</b>	<b>134,771</b>	-
[1001-42-0000] CITY ATTORNEY	1	134,771	-
<b>CITY ATTORNEY</b>	<b>1</b>	<b>170,900</b>	-
[1001-42-0000] CITY ATTORNEY	1	170,900	-
<b>DEPUTY CITY ATTY I/II/III</b>	<b>5</b>	<b>534,228</b>	-
[1001-42-0000] CITY ATTORNEY	5	534,228	-
<b>LEGAL ASSISTANT</b>	<b>1</b>	<b>61,404</b>	-
[1001-42-0000] CITY ATTORNEY	1	61,404	-
<b>LEGAL TECHNICIAN</b>	<b>1</b>	<b>50,328</b>	-
[1001-42-0000] CITY ATTORNEY	1	50,328	-
<b>PARALEGAL</b>	<b>3</b>	<b>229,284</b>	-
[1001-42-0000] CITY ATTORNEY	3	229,284	-
<b>SR ADMIN ANALYST</b>	<b>1</b>	<b>80,328</b>	-
[1001-42-0000] CITY ATTORNEY	1	80,328	-
<b>44 - CITY TREASURER</b>	<b>8</b>	<b>518,572</b>	-
<b>ACCOUNT CLERK I/II</b>	<b>3</b>	<b>127,620</b>	-
[1001-44-0000] CITY TREASURER	3	127,620	-
<b>CHIEF DEP CITY TREAS</b>	<b>1</b>	<b>78,744</b>	-
[1001-44-0000] CITY TREASURER	1	78,744	-
<b>CITY TREASURER</b>	<b>1</b>	<b>110,752</b>	-
[1001-44-0000] CITY TREASURER	1	110,752	-

# POSITON ALLOCATION BY ACCOUNT

Home Department, Position, Account	Alloc FTE	FT-Salary	PT-Salary
<b>DEPUTY CITY TREASURER</b>	<b>3</b>	<b>201,456</b>	-
[1001-44-0000] CITY TREASURER	3	201,456	-
<b>47 - CITY CLERK</b>	<b>5</b>	<b>337,825</b>	-
<b>CHIEF DEP CITY CLERK</b>	<b>1</b>	<b>78,744</b>	-
[1001-47-0000] CITY CLERK	1	78,744	-
<b>CITY CLERK</b>	<b>1</b>	<b>115,753</b>	-
[1001-47-0000] CITY CLERK	1	115,753	-
<b>DEPUTY CITY CLERK</b>	<b>1</b>	<b>67,152</b>	-
[1001-47-0000] CITY CLERK	1	67,152	-
<b>OFFICE ASST I/II/III</b>	<b>1</b>	<b>42,180</b>	-
[1001-47-0000] CITY CLERK	1	42,180	-
<b>PBX OPERATOR</b>	<b>1</b>	<b>33,996</b>	-
[1001-47-0000] CITY CLERK	1	33,996	-
<b>51 - CITY MANAGER</b>	<b>14.9</b>	<b>1,395,440</b>	<b>29,690</b>
<b>ASST CITY MANAGER</b>	<b>2</b>	<b>363,288</b>	-
[1001-51-0000] CITY MANAGER	1.8	326,959	-
[1201-51-0000] SARAFF FD - CITY MANAGER	0.2	36,329	-
<b>BUDGET OFFICER</b>	<b>1</b>	<b>101,964</b>	-
[1001-51-0000] CITY MANAGER	1	101,964	-
<b>CITY MANAGER</b>	<b>1</b>	<b>221,000</b>	-
[1001-51-0000] CITY MANAGER	0.9	198,900	-
[1201-51-0000] SARAFF FD - CITY MANAGER	0.1	22,100	-
<b>COMPUTER TECH</b>	<b>2</b>	<b>142,584</b>	-
[1001-51-0100] CITY MANAGER/IT	2	142,584	-
<b>INFO SYS ENGINEER/ADMINISTRATOR</b>	<b>1</b>	<b>102,984</b>	-
[1001-51-0100] CITY MANAGER/IT	1	102,984	-
<b>OFFICE ASST I/II/III</b>	<b>1</b>	<b>34,320</b>	-
[1001-51-0000] CITY MANAGER	1	34,320	-
<b>PURCHASING OFFICER</b>	<b>1</b>	<b>77,964</b>	-
[1001-51-0000] CITY MANAGER	1	77,964	-
<b>SECRETARY TO THE CM</b>	<b>1</b>	<b>63,900</b>	-
[1001-51-0000] CITY MANAGER	1	63,900	-

# POSITON ALLOCATION BY ACCOUNT

Home Department, Position, Account	Alloc FTE	FT-Salary	PT-Salary
<b>SPECIAL ASST TO THE CM</b>	<b>1</b>	<b>82,764</b>	-
[1001-51-0000] CITY MANAGER	1	82,764	-
<b>SR ADMIN ANALYST</b>	<b>1</b>	<b>80,328</b>	-
[1001-51-0000] CITY MANAGER	1	80,328	-
<b>SYSTEMS COORDINATOR</b>	<b>1</b>	<b>86,112</b>	-
[1001-51-0100] CITY MANAGER/IT	1	86,112	-
<b>VIDEO PRODUCTION SPECIALIST</b>	<b>1</b>	<b>38,232</b>	-
[7002-51-0000] CATV GOVT FD - CITY MANAGER	1	38,232	-
<b>PRODUCTION AIDE-PT</b>	<b>0.9</b>	-	<b>29,690</b>
[7002-51-0000] CATV GOVT FD - CITY MANAGER	0.9	-	29,690
<b>56 - HUMAN RESOURCES</b>	<b>9</b>	<b>666,492</b>	-
<b>ADMIN SPECIALIST</b>	<b>1</b>	<b>50,328</b>	-
[1001-56-0000] HUMAN RESOURCES	1	50,328	-
<b>BENEFITS COORD</b>	<b>1</b>	<b>70,584</b>	-
[1001-56-0000] HUMAN RESOURCES	1	70,584	-
<b>DEPUTY HR DIRECTOR</b>	<b>1</b>	<b>102,984</b>	-
[1001-56-0000] HUMAN RESOURCES	1	102,984	-
<b>HR ANALYST</b>	<b>1</b>	<b>84,420</b>	-
[1001-56-0000] HUMAN RESOURCES	0.98	82,732	-
[2625-56-0000] CLEAN AIR ACT FD - HUMAN RESOURCES	0.02	1,688	-
<b>HR DIRECTOR</b>	<b>1</b>	<b>147,396</b>	-
[1001-56-0000] HUMAN RESOURCES	1	147,396	-
<b>HR SPECIALIST</b>	<b>2</b>	<b>130,368</b>	-
[1001-56-0000] HUMAN RESOURCES	1.97	128,412	-
[2625-56-0000] CLEAN AIR ACT FD - HUMAN RESOURCES	0.03	1,956	-
<b>OFFICE ASST I/II/III</b>	<b>2</b>	<b>80,412</b>	-
[1001-56-0000] HUMAN RESOURCES	2	80,412	-

# POSITON ALLOCATION BY ACCOUNT

Home Department, Position, Account	Alloc FTE	FT-Salary	PT-Salary
<b>57 - RISK MGMT</b>	<b>5</b>	<b>421,728</b>	-
<b>CLAIMS EXAMINER</b>	<b>2</b>	<b>141,168</b>	-
[6300-57-0000] WORKERS COMP ISF - RISK MGMT	1	70,584	-
[6400-57-0000] LIABILITY INS ISF - RISK MGMT	1	70,584	-
<b>CLAIMS TECHNICIAN</b>	<b>1</b>	<b>50,328</b>	-
[6300-57-0000] WORKERS COMP ISF - RISK MGMT	1	50,328	-
<b>RISK MANAGER</b>	<b>1</b>	<b>126,216</b>	-
[6300-57-0000] WORKERS COMP ISF - RISK MGMT	0.5	63,108	-
[6400-57-0000] LIABILITY INS ISF - RISK MGMT	0.5	63,108	-
<b>WORKERS COMP CLAIMS COORD</b>	<b>1</b>	<b>104,016</b>	-
[6300-57-0000] WORKERS COMP ISF - RISK MGMT	1	104,016	-
<b>60 - GENERAL SVCS</b>	<b>25</b>	<b>1,350,840</b>	-
<b>ADMIN ANALYST I/II</b>	<b>1</b>	<b>70,584</b>	-
[1004-60-0000] MEASURE P - GENERAL SVCS	1	70,584	-
<b>ADMIN SPECIALIST</b>	<b>1</b>	<b>50,328</b>	-
[1004-60-0000] MEASURE P - GENERAL SVCS	1	50,328	-
<b>AIR CON MECHANIC</b>	<b>1</b>	<b>62,016</b>	-
[1004-60-0000] MEASURE P - GENERAL SVCS	1	62,016	-
<b>BLDG MAINT SUPV</b>	<b>1</b>	<b>78,744</b>	-
[1004-60-0000] MEASURE P - GENERAL SVCS	1	78,744	-
<b>CUSTODIAN</b>	<b>8</b>	<b>318,144</b>	-
[1004-60-0000] MEASURE P - GENERAL SVCS	8	318,144	-
<b>CUSTODIAN LEADWORKER</b>	<b>1</b>	<b>52,356</b>	-
[1004-60-0000] MEASURE P - GENERAL SVCS	1	52,356	-
<b>DIR OF GENERAL SVCS</b>	<b>1</b>	<b>120,780</b>	-
[1004-60-0000] MEASURE P - GENERAL SVCS	1	120,780	-
<b>ELECTRICIAN</b>	<b>1</b>	<b>69,192</b>	-
[1004-60-0000] MEASURE P - GENERAL SVCS	1	69,192	-
<b>FACILITY MAINT WKR I/II/III</b>	<b>6</b>	<b>322,272</b>	-
[1004-60-0000] MEASURE P - GENERAL SVCS	6	322,272	-
<b>PAINTER I</b>	<b>1</b>	<b>45,624</b>	-
[1004-60-0000] MEASURE P - GENERAL SVCS	1	45,624	-

# POSITION ALLOCATION BY ACCOUNT

Home Department, Position, Account	Alloc FTE	FT-Salary	PT-Salary
<b>PLUMBER</b>	<b>1</b>	<b>69,192</b>	-
[1004-60-0000] MEASURE P - GENERAL SVCS	1	69,192	-
<b>REPROGRAPHICS EQUIP OPR I/II</b>	<b>2</b>	<b>91,608</b>	-
[6200-60-0000] CENTRAL DUPL ISF - CENTRAL DUPLICATION	2	91,608	-
<b>65 - CITY CONTROLLER</b>	<b>22</b>	<b>1,652,268</b>	-
<b>ACCOUNTANT I/II</b>	<b>8</b>	<b>613,392</b>	-
[1001-65-0000] CITY CONTROLLER	8	613,392	-
<b>ACCOUNTING SPECIALIST</b>	<b>6</b>	<b>301,968</b>	-
[1001-65-0000] CITY CONTROLLER	6	301,968	-
<b>ACCOUNTING SUPV</b>	<b>1</b>	<b>93,240</b>	-
[1001-65-0000] CITY CONTROLLER	1	93,240	-
<b>ADMIN SPECIALIST</b>	<b>1</b>	<b>50,328</b>	-
[1001-65-0000] CITY CONTROLLER	1	50,328	-
<b>CITY CONTROLLER</b>	<b>1</b>	<b>174,564</b>	-
[1001-65-0000] CITY CONTROLLER	1	174,564	-
<b>COLLECTIONS OFFICER I/II</b>	<b>1</b>	<b>77,196</b>	-
[1001-65-0000] CITY CONTROLLER	1	77,196	-
<b>DEPUTY CITY CONTROLLER</b>	<b>1</b>	<b>102,984</b>	-
[1001-65-0000] CITY CONTROLLER	1	102,984	-
<b>FINANCIAL ANALYST</b>	<b>1</b>	<b>80,328</b>	-
[1001-65-0000] CITY CONTROLLER	1	80,328	-
<b>INTERNAL AUDITOR</b>	<b>1</b>	<b>86,976</b>	-
[1001-65-0000] CITY CONTROLLER	1	86,976	-
<b>PAYROLL SUPERVISOR</b>	<b>1</b>	<b>71,292</b>	-
[1001-65-0000] CITY CONTROLLER	1	71,292	-

## POSITION ALLOCATION BY ACCOUNT

Home Department, Position, Account	Alloc FTE	FT-Salary	PT-Salary
<b>67 - COMM IMPRV</b>	<b>47</b>	<b>2,617,740</b>	-
<b>ADMIN ANALYST I/II</b>	<b>1</b>	<b>70,584</b>	-
[1001-67-0000] COMMUNITY IMPROVEMENT	1	70,584	-
<b>ADMIN SPECIALIST</b>	<b>3</b>	<b>150,984</b>	-
[1001-67-0000] COMMUNITY IMPROVEMENT	3	150,984	-
<b>CODE ENF OFFICER I/II</b>	<b>12</b>	<b>787,944</b>	-
[1001-67-0000] COMMUNITY IMPROVEMENT	6	387,216	-
[1004-67-0000] MEASURE P - COMM IMPRV	6	400,728	-
<b>COMM IMPRV DIRECTOR</b>	<b>1</b>	<b>114,900</b>	-
[1001-67-0000] COMMUNITY IMPROVEMENT	1	114,900	-
<b>PARKING CTRL LEAD OFFICER</b>	<b>3</b>	<b>135,504</b>	-
[1001-67-0000] COMMUNITY IMPROVEMENT	3	135,504	-
<b>PARKING CTRL OFFICER</b>	<b>16</b>	<b>688,128</b>	-
[1001-67-0000] COMMUNITY IMPROVEMENT	16	688,128	-
<b>SECURITY LEAD OFFICER</b>	<b>1</b>	<b>62,016</b>	-
[1001-67-0000] COMMUNITY IMPROVEMENT	1	62,016	-
<b>SECURITY OFFICER</b>	<b>8</b>	<b>472,032</b>	-
[1001-67-0000] COMMUNITY IMPROVEMENT	6	354,024	-
[1004-67-0000] MEASURE P - COMM IMPRV	2	118,008	-
<b>SECURITY SVCS SUPV</b>	<b>2</b>	<b>135,648</b>	-
[1001-67-0000] COMMUNITY IMPROVEMENT	2	135,648	-
<b>69 - FIRE</b>	<b>76</b>	<b>6,499,692</b>	-
<b>ADMIN SPECIALIST</b>	<b>1</b>	<b>50,328</b>	-
[1001-69-0000] FIRE DEPARTMENT	1	50,328	-
<b>DEPUTY FIRE CHIEF</b>	<b>1</b>	<b>126,960</b>	-
[1001-69-0000] FIRE DEPARTMENT	1	126,960	-
<b>FIRE BATTALION CHIEF</b>	<b>3</b>	<b>341,280</b>	-
[1001-69-0000] FIRE DEPARTMENT	3	341,280	-
<b>FIRE CAPTAIN</b>	<b>15</b>	<b>1,575,900</b>	-
[1001-69-0000] FIRE DEPARTMENT	15	1,575,900	-
<b>FIRE CHIEF</b>	<b>1</b>	<b>167,748</b>	-
[1001-69-0000] FIRE DEPARTMENT	1	167,748	-

# POSITON ALLOCATION BY ACCOUNT

Home Department, Position, Account	Alloc FTE	FT-Salary	PT-Salary
<b>FIRE ENGINEER</b>	<b>15</b>	<b>1,344,060</b>	-
[1001-69-0000] FIRE DEPARTMENT	15	1,344,060	-
<b>FIRE PROTECTION SPEC I/II</b>	<b>3</b>	<b>201,984</b>	-
[1001-69-0000] FIRE DEPARTMENT	3	201,984	-
<b>FIREFIGHTER/PARAMEDIC/TRAINEE</b>	<b>36</b>	<b>2,611,104</b>	-
[1001-69-0000] FIRE DEPARTMENT	36	2,611,104	-
<b>SR ADMIN ANALYST</b>	<b>1</b>	<b>80,328</b>	-
[1001-69-0000] FIRE DEPARTMENT	1	80,328	-
<b>71 - ENGINEERING</b>	<b>8</b>	<b>656,916</b>	-
<b>ADMIN ANALYST I/II</b>	<b>1</b>	<b>59,004</b>	-
[1001-71-0000] ENGINEERING	0.2	11,801	-
[2300-71-0000] GAS TAX STATE FD - ENGINEERING	0.2	11,801	-
[3031-71-0000] MTA TAX BOND FD - ENGINEERING	0.6	35,402	-
<b>ASSOC CIVIL ENGINEER</b>	<b>1</b>	<b>74,184</b>	-
[1001-71-0000] ENGINEERING	0.2	14,837	-
[1900-71-0000] PROP C FD - ENGINEERING	0.1	7,418	-
[2000-71-0000] PROP A FD - ENGINEERING	0.1	7,418	-
[2300-71-0000] GAS TAX STATE FD - ENGINEERING	0.1	7,418	-
[3031-71-0000] MTA TAX BOND FD - ENGINEERING	0.5	37,092	-
<b>DIR OF PW/CITY ENGINEER</b>	<b>1</b>	<b>159,612</b>	-
[1001-71-0000] ENGINEERING	0.5	79,806	-
[1900-71-0000] PROP C FD - ENGINEERING	0.1	15,961	-
[2000-71-0000] PROP A FD - ENGINEERING	0.2	31,922	-
[2300-71-0000] GAS TAX STATE FD - ENGINEERING	0.2	31,922	-
<b>OFFICE ASST I/II/III</b>	<b>1</b>	<b>42,180</b>	-
[1001-71-0000] ENGINEERING	0.25	10,545	-
[1900-71-0000] PROP C FD - ENGINEERING	0.2	8,436	-
[2000-71-0000] PROP A FD - ENGINEERING	0.2	8,436	-
[2300-71-0000] GAS TAX STATE FD - ENGINEERING	0.35	14,763	-
<b>PROJECT MANAGER</b>	<b>2</b>	<b>175,680</b>	-
[1001-71-0000] ENGINEERING	0.5	43,920	-
[1900-71-0000] PROP C FD - ENGINEERING	0.4	35,136	-
[2000-71-0000] PROP A FD - ENGINEERING	0.4	35,136	-
[2300-71-0000] GAS TAX STATE FD - ENGINEERING	0.7	61,488	-

# POSITION ALLOCATION BY ACCOUNT

Home Department, Position, Account	Alloc FTE	FT-Salary	PT-Salary
<b>PW INSPECTOR</b>	<b>1</b>	<b>53,940</b>	-
[1001-71-0000] ENGINEERING	0.5	26,970	-
[3031-71-0000] MTA TAX BOND FD - ENGINEERING	0.5	26,970	-
<b>SR CIVIL ENGINEER</b>	<b>1</b>	<b>92,316</b>	-
[1001-71-0000] ENGINEERING	0.5	46,158	-
[1900-71-0000] PROP C FD - ENGINEERING	0.1	9,232	-
[2000-71-0000] PROP A FD - ENGINEERING	0.1	9,232	-
[2300-71-0000] GAS TAX STATE FD - ENGINEERING	0.3	27,695	-
<b>72 - STREETS</b>	<b>55</b>	<b>2,972,940</b>	-
<b>ADMIN ASSISTANT</b>	<b>1</b>	<b>54,480</b>	-
[1001-72-0000] STREETS	0.25	13,620	-
[2300-72-0000] GAS TAX STATE FD - STREETS	0.25	13,620	-
[2502-72-0000] STREET LIGHTING FD - STREETS	0.25	13,620	-
[6000-72-0000] EQUIPMENT RENTAL ISF - STREETS	0.25	13,620	-
<b>ADMIN SPECIALIST</b>	<b>1</b>	<b>50,328</b>	-
[1001-72-0000] STREETS	0.6	30,197	-
[2300-72-0000] GAS TAX STATE FD - STREETS	0.2	10,066	-
[2502-72-0000] STREET LIGHTING FD - STREETS	0.2	10,066	-
<b>ANTI-GRAFFITTI PAINTER</b>	<b>2</b>	<b>92,160</b>	-
[1004-72-0000] MEASURE P - STREETS	2	92,160	-
<b>MAINT LEADWORKER</b>	<b>5</b>	<b>292,080</b>	-
[1001-72-0000] STREETS	0.6	35,050	-
[1004-72-0000] MEASURE P - STREETS	2.2	128,515	-
[2300-72-0000] GAS TAX STATE FD - STREETS	1.2	70,099	-
[2502-72-0000] STREET LIGHTING FD - STREETS	1	58,416	-
<b>MAINT WORKER I/II</b>	<b>14</b>	<b>673,920</b>	-
[1001-72-0000] STREETS	1.8	82,944	-
[1004-72-0000] MEASURE P - STREETS	5.2	255,744	-
[2300-72-0000] GAS TAX STATE FD - STREETS	4.6	218,880	-
[2502-72-0000] STREET LIGHTING FD - STREETS	2.4	116,352	-
<b>MECHANIC LEADWORKER</b>	<b>1</b>	<b>55,032</b>	-
[6000-72-0000] EQUIPMENT RENTAL ISF - STREETS	1	55,032	-
<b>OFFICE ASST I/II/III</b>	<b>1</b>	<b>54,480</b>	-
[1001-72-0000] STREETS	0.25	13,620	-
[2300-72-0000] GAS TAX STATE FD - STREETS	0.25	13,620	-
[2502-72-0000] STREET LIGHTING FD - STREETS	0.25	13,620	-
[6000-72-0000] EQUIPMENT RENTAL ISF - STREETS	0.25	13,620	-

# POSITION ALLOCATION BY ACCOUNT

Home Department, Position, Account	Alloc FTE	FT-Salary	PT-Salary
<b>PARKS MAINT LEADWORKER</b>	<b>2</b>	<b>116,832</b>	-
[1001-72-0000] STREETS	0.6	35,050	-
[1520-72-00MR] MEASURE R - STREETS [PROJ 00MR]	1	58,416	-
[2300-72-0000] GAS TAX STATE FD - STREETS	0.4	23,366	-
<b>PARKS MAINT SUPERVISOR</b>	<b>1</b>	<b>70,584</b>	-
[1001-72-0000] STREETS	0.6	42,350	-
[2300-72-0000] GAS TAX STATE FD - STREETS	0.4	28,234	-
<b>PARKS MAINT WKR I/II</b>	<b>17</b>	<b>803,016</b>	-
[1001-72-0PK0] STREETS - PARK MAINT	11.2	531,821	-
[1520-72-00MR] MEASURE R - STREETS [PROJ 00MR]	3	138,240	-
[2300-72-0000] GAS TAX STATE FD - STREETS	2.8	132,955	-
<b>SMALL ENGINE MECHANIC</b>	<b>1</b>	<b>45,168</b>	-
[6000-72-0000] EQUIPMENT RENTAL ISF - STREETS	1	45,168	-
<b>SR ADMIN ANALYST</b>	<b>1</b>	<b>80,328</b>	-
[1001-72-0000] STREETS	0.35	28,115	-
[2300-72-0000] GAS TAX STATE FD - STREETS	0.2	16,066	-
[2502-72-0000] STREET LIGHTING FD - STREETS	0.2	16,066	-
[6000-72-0000] EQUIPMENT RENTAL ISF - STREETS	0.25	20,082	-
<b>STOREKEEPER</b>	<b>1</b>	<b>50,328</b>	-
[1001-72-0000] STREETS	0.8	40,262	-
[2300-72-0000] GAS TAX STATE FD - STREETS	0.1	5,033	-
[2502-72-0000] STREET LIGHTING FD - STREETS	0.1	5,033	-
<b>STREET MAINT SUPV</b>	<b>3</b>	<b>224,784</b>	-
[1001-72-0000] STREETS	0.5	37,464	-
[1004-72-0000] MEASURE P - STREETS	0.6	44,957	-
[1520-72-00MR] MEASURE R - STREETS [PROJ 00MR]	0.5	37,464	-
[2300-72-0000] GAS TAX STATE FD - STREETS	0.4	29,971	-
[2502-72-0000] STREET LIGHTING FD - STREETS	0.5	37,464	-
[6000-72-0000] EQUIPMENT RENTAL ISF - STREETS	0.5	37,464	-
<b>STREET SUPERINTENDENT</b>	<b>1</b>	<b>102,984</b>	-
[1004-72-0000] MEASURE P - STREETS	0.4	41,194	-
[2300-72-0000] GAS TAX STATE FD - STREETS	0.2	20,597	-
[2502-72-0000] STREET LIGHTING FD - STREETS	0.2	20,597	-
[6000-72-0000] EQUIPMENT RENTAL ISF - STREETS	0.2	20,597	-
<b>TRAFFIC &amp; LIGHTING FOREMAN</b>	<b>1</b>	<b>73,452</b>	-
[2502-72-0000] STREET LIGHTING FD - STREETS	1	73,452	-

# POSITON ALLOCATION BY ACCOUNT

Home Department, Position, Account	Alloc FTE	FT-Salary	PT-Salary
<b>TRAFFIC SIGNAL TECHNICIAN</b>	<b>2</b>	<b>132,984</b>	-
[2502-72-0000] STREET LIGHTING FD - STREETS	2	132,984	-
<b>77 - BUILDING SAFETY</b>	<b>9</b>	<b>659,520</b>	-
<b>BLDG &amp; PERMIT TECH</b>	<b>2</b>	<b>84,360</b>	-
[1001-77-0000] BUILDING & SAFETY	2	84,360	-
<b>BUILDING INSP I/II</b>	<b>3</b>	<b>199,800</b>	-
[1001-77-0000] BUILDING & SAFETY	3	199,800	-
<b>CHIEF BUILDING OFFICER</b>	<b>1</b>	<b>159,612</b>	-
[1001-77-0000] BUILDING & SAFETY	1	159,612	-
<b>OFFICE ASST I/II/III</b>	<b>1</b>	<b>42,180</b>	-
[1001-77-0000] BUILDING & SAFETY	1	42,180	-
<b>SR ADMIN ANALYST</b>	<b>1</b>	<b>80,328</b>	-
[1001-77-0000] BUILDING & SAFETY	1	80,328	-
<b>SR BUILDING INSPECTOR</b>	<b>1</b>	<b>93,240</b>	-
[1001-77-0000] BUILDING & SAFETY	1	93,240	-
<b>78 - COMM DEV</b>	<b>20</b>	<b>1,491,132</b>	-
<b>ACCOUNT CLERK I/II</b>	<b>1</b>	<b>40,548</b>	-
[1001-78-0000] PLANNING	1	40,548	-
<b>ADMIN ANALYST I/II</b>	<b>2</b>	<b>129,588</b>	-
[1001-54-0000] GRANT ADMINISTRATION	0.1	5,900	-
[1001-78-0CRL] ECONOMIC DEVELOPMENT	1	70,584	-
[2800-54-0M11] CDBG FD - FY24 GRANT ADMIN	0.7	41,303	-
[2805-54-0000] HOME PROG FD - GRANT MGMT	0.05	2,950	-
[2822-54-0000] CDBG CV FD - GRANT MGMT	0.15	8,851	-
<b>ASSOC PLANNER</b>	<b>1</b>	<b>80,328</b>	-
[1001-78-0000] PLANNING	0.6	48,197	-
[1201-78-0000] SARAFF FD - COMM DEV	0.4	32,131	-
<b>COMM DEV DIRECTOR</b>	<b>1</b>	<b>161,208</b>	-
[1001-78-0000] PLANNING	0.25	40,302	-
[1201-78-0000] SARAFF FD - COMM DEV	0.25	40,302	-
[1205-78-0000] LOCAL HOUSING FD - COMM DEV	0.25	40,302	-
[2820-78-0000] LHA FD - LOCAL HOUSING AUTHORITY	0.25	40,302	-

# POSITON ALLOCATION BY ACCOUNT

Home Department, Position, Account	Alloc FTE	FT-Salary	PT-Salary
<b>COMM SVCS MANAGER</b>	<b>1</b>	<b>107,172</b>	-
[1001-78-0CRL] ECONOMIC DEVELOPMENT	1	107,172	-
<b>FAMILY SELF-SUFF PROJ MGR</b>	<b>1</b>	<b>63,900</b>	-
[2820-78-0000] LHA FD - LOCAL HOUSING AUTHORITY	1	63,900	-
<b>FINANCIAL ANALYST</b>	<b>1</b>	<b>80,328</b>	-
[1001-54-0000] GRANT ADMINISTRATION	0.2	16,066	-
[2800-54-0M11] CDBG FD - FY24 GRANT ADMIN	0.3	24,098	-
[2805-54-0000] HOME PROG FD - GRANT MGMT	0.2	16,066	-
[2822-54-0000] CDBG CV FD - GRANT MGMT	0.3	24,098	-
<b>GRANTS COMPLIANCE MGR</b>	<b>1</b>	<b>94,176</b>	-
[1001-54-0000] GRANT ADMINISTRATION	0.15	14,126	-
[1083-54-0000] JAG GRANT - GRANT MGMT	0	-	-
[2765-54-0000] TOBACCO GRANT - GRANT MGMT	0	-	-
[2800-54-0M11] CDBG FD - FY24 GRANT ADMIN	0.35	32,962	-
[2805-54-0000] HOME PROG FD - GRANT MGMT	0.1	9,418	-
[2822-54-0000] CDBG CV FD - GRANT MGMT	0.4	37,670	-
[2823-54-0000] HUD ARP FD - GRANT MGMT	0	-	-
<b>HOUSING ELIGIBILITY SPEC</b>	<b>5</b>	<b>313,200</b>	-
[2820-78-0000] LHA FD - LOCAL HOUSING AUTHORITY	5	313,200	-
<b>HOUSING SVCS SUPERVISOR</b>	<b>1</b>	<b>76,428</b>	-
[2820-78-0000] LHA FD - LOCAL HOUSING AUTHORITY	1	76,428	-
<b>PROPERTY INSPECTOR</b>	<b>2</b>	<b>101,640</b>	-
[2820-78-0000] LHA FD - LOCAL HOUSING AUTHORITY	2	101,640	-
<b>SR PLANNER</b>	<b>2</b>	<b>186,480</b>	-
[1001-78-0000] PLANNING	2	186,480	-
<b>PLANNING TECH</b>	<b>1</b>	<b>56,136</b>	-
[1001-78-0000] PLANNING	1	56,136	-
<b>84 - RECREATION</b>	<b>27.36</b>	<b>826,008</b>	<b>367,014</b>
<b>ADMIN ANALYST I/II</b>	<b>1</b>	<b>59,004</b>	-
[1001-84-0000] RECREATION	1	59,004	-
<b>ADMIN SPECIALIST</b>	<b>1</b>	<b>50,328</b>	-
[1001-84-0000] RECREATION	1	50,328	-
<b>COMMUNITY CTR SUPV</b>	<b>6</b>	<b>281,880</b>	-
[1001-84-0000] RECREATION	6	281,880	-

# POSITION ALLOCATION BY ACCOUNT

Home Department, Position, Account	Alloc FTE	FT-Salary	PT-Salary
<b>OFFICE ASST I/II/III</b>	<b>2</b>	<b>76,500</b>	-
[1001-84-0000] RECREATION	1	34,320	-
[2000-84-0000] PROP A FD - RECREATION	1	42,180	-
<b>PARATRANSIT DRIVER</b>	<b>3</b>	<b>105,048</b>	-
[2000-84-0000] PROP A FD - RECREATION	3	105,048	-
<b>RECREATION LEADER</b>	<b>4</b>	<b>173,712</b>	-
[1001-84-0000] RECREATION	4	173,712	-
<b>SUPERINTENDENT OF RECREATION</b>	<b>1</b>	<b>79,536</b>	-
[1001-84-0000] RECREATION	1	79,536	-
<b>RECREATION AIDE-PT</b>	<b>5</b>	-	<b>194,168</b>
[1001-84-0000] RECREATION	5	-	194,168
<b>SWIM POOL MANAGER-PT</b>	<b>1.12</b>	-	<b>57,946</b>
[1001-84-0000] RECREATION	1.12	-	57,946
<b>LOCKER ROOM ATTENDANT-PT</b>	<b>0.96</b>	-	<b>33,811</b>
[1001-84-0000] RECREATION	0.96	-	33,811
<b>LIFEGUARD-PT</b>	<b>1.44</b>	-	<b>50,659</b>
[1001-84-0000] RECREATION	1.44	-	50,659
<b>CASHIER-PT</b>	<b>0.84</b>	-	<b>30,430</b>
[1001-84-0000] RECREATION	0.84	-	30,430
<b>90 - ENTERPRISE UTILITIES</b>	<b>48</b>	<b>3,091,620</b>	-
<b>ACCOUNTING SPECIALIST</b>	<b>2</b>	<b>100,656</b>	-
[5000-90-0000] WATER FD - WATER ADMIN	2	100,656	-
<b>ADMIN ANALYST I/II</b>	<b>1</b>	<b>70,584</b>	-
[5000-90-0000] WATER FD - WATER ADMIN	0.5	35,292	-
[5100-85-0000] RUBBISH FD - SOURCE OF SUPPLY	0.5	35,292	-
<b>ADMIN ASSISTANT</b>	<b>1</b>	<b>54,480</b>	-
[5100-85-0000] RUBBISH FD - SOURCE OF SUPPLY	1	54,480	-
<b>ADMIN SPECIALIST</b>	<b>1</b>	<b>50,328</b>	-
[5000-90-0000] WATER FD - WATER ADMIN	1	50,328	-

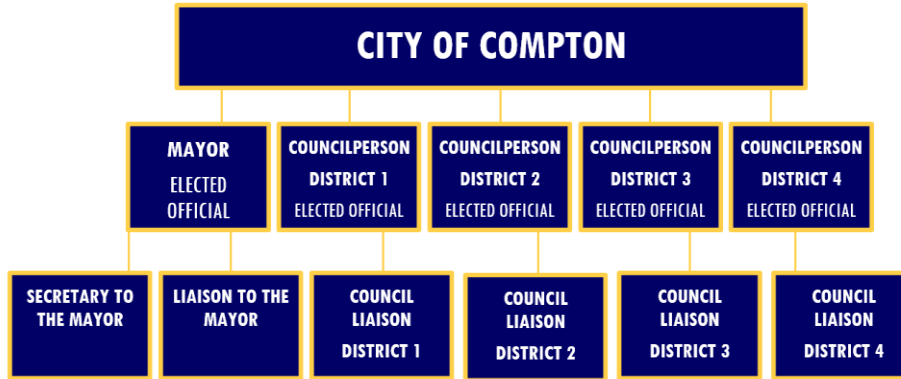
# POSITION ALLOCATION BY ACCOUNT

Home Department, Position, Account	Alloc FTE	FT-Salary	PT-Salary
<b>ASST GENERAL MANAGER</b>	<b>1</b>	<b>93,240</b>	-
[5000-89-0000] WATER FD - CUSTOMER SERVICE	0.5	46,620	-
[5000-90-0000] WATER FD - WATER ADMIN	0.5	46,620	-
<b>CUSTOMER SVCS REP</b>	<b>6</b>	<b>314,136</b>	-
[5000-89-0000] WATER FD - CUSTOMER SERVICE	5	261,780	-
[5100-85-0000] RUBBISH FD - SOURCE OF SUPPLY	1	52,356	-
<b>CUSTOMER SVCS SUPV</b>	<b>1</b>	<b>67,152</b>	-
[5000-90-0000] WATER FD - WATER ADMIN	1	67,152	-
<b>FINANCIAL ANALYST</b>	<b>1</b>	<b>80,328</b>	-
[5000-90-0000] WATER FD - WATER ADMIN	1	80,328	-
<b>METER READER I/II</b>	<b>4</b>	<b>233,664</b>	-
[5000-89-0000] WATER FD - CUSTOMER SERVICE	4	233,664	-
<b>PRODUCTION &amp; DISTRIB SUPV</b>	<b>1</b>	<b>86,112</b>	-
[5000-86-0000] WATER FD - PUMPING	0.5	43,056	-
[5000-87-0000] WATER FD - WATER TREATMENT	0.5	43,056	-
<b>PROJECT MANAGER</b>	<b>1</b>	<b>87,840</b>	-
[5100-85-0000] RUBBISH FD - SOURCE OF SUPPLY	1	87,840	-
<b>PUMP OPERATOR</b>	<b>3</b>	<b>191,700</b>	-
[5000-87-0000] WATER FD - WATER TREATMENT	3	191,700	-
<b>SR ADMIN ANALYST</b>	<b>1</b>	<b>80,328</b>	-
[5000-90-0000] WATER FD - WATER ADMIN	0.95	76,312	-
[5100-85-0000] RUBBISH FD - SOURCE OF SUPPLY	0.05	4,016	-
<b>SR CIVIL ENGINEER</b>	<b>1</b>	<b>92,316</b>	-
[5000-88-0000] WATER FD - TRANSMISSION	0.5	46,158	-
[5000-90-0000] WATER FD - WATER ADMIN	0.5	46,158	-
<b>SR PUMP OPERATOR</b>	<b>1</b>	<b>74,184</b>	-
[5000-86-0000] WATER FD - PUMPING	0.5	37,092	-
[5000-87-0000] WATER FD - WATER TREATMENT	0.5	37,092	-
<b>STOREKEEPER</b>	<b>1</b>	<b>47,928</b>	-
[5000-86-0000] WATER FD - PUMPING	0.25	11,982	-
[5000-87-0000] WATER FD - WATER TREATMENT	0.25	11,982	-
[5000-88-0000] WATER FD - TRANSMISSION	0.5	23,964	-

## POSITON ALLOCATION BY ACCOUNT

Home Department, Position, Account	Alloc FTE	FT-Salary	PT-Salary
<b>UTILITY BILLING SPECIALIST</b>	<b>2</b>	<b>104,712</b>	-
[5000-89-0000] WATER FD - CUSTOMER SERVICE	2	104,712	-
<b>WATER DEPT GENERAL MANAGER</b>	<b>1</b>	<b>120,780</b>	-
[5000-86-0000] WATER FD - PUMPING	0.1	12,078	-
[5000-87-0000] WATER FD - WATER TREATMENT	0.1	12,078	-
[5000-88-0000] WATER FD - TRANSMISSION	0.1	12,078	-
[5000-89-0000] WATER FD - CUSTOMER SERVICE	0.2	24,156	-
[5000-90-0000] WATER FD - WATER ADMIN	0.5	60,390	-
<b>WATER OPERATIONS SUPERVISOR</b>	<b>1</b>	<b>86,112</b>	-
[5000-88-0000] WATER FD - TRANSMISSION	1	86,112	-
<b>WATER SERVICEWORKER I/II/III</b>	<b>17</b>	<b>1,055,040</b>	-
[5000-88-0000] WATER FD - TRANSMISSION	13	830,496	-
[5000-89-0000] WATER FD - CUSTOMER SERVICE	4	224,544	-
<b>91 - SUCCESSOR AGENCY</b>	<b>1</b>	<b>50,328</b>	-
<b>ADMIN SPECIALIST</b>	<b>1</b>	<b>50,328</b>	-
[1201-91-0000] SARAFF FD - SUCC AGCY	1	50,328	-
<b>Grand Total</b>	<b>403.66</b>	<b>26,506,304</b>	<b>724,641</b>

# CITY COUNCIL



## EXPENDITURE SUMMARY BY PROGRAM

PROGRAM	FY 2020-21 Unaudited	FY 2021-22 Unaudited	FY 2022-23 Adj Bud	FY 2022-23 Unaudited	FY 2023-24 Adopted	FY 2023-24 Adjusted
<b>40 - CITY COUNCIL</b>						
[1001-40-0000] CITY COUNCIL	418,194	369,498	416,718	275,350	414,753	421,987
[1001-40-0C01] COUNCIL DISTRICT 1	18,752	34,332	63,900	23,400	63,900	70,991
[1001-40-0C02] COUNCIL DISTRICT 2	25,856	42,245	63,900	35,700	63,900	70,991
[1001-40-0C03] COUNCIL DISTRICT 3	26,831	30,733	63,900	22,200	63,900	70,991
[1001-40-0C04] COUNCIL DISTRICT 4	29,912	29,422	63,900	31,200	63,900	70,991
[1001-40-0C05] MAYOR	35,572	51,379	63,900	82,800	63,900	70,991
[2100-40-0000] PERS FD - CITY COUNCIL	194,666	136,158	312,443	135,998	312,443	106,660
<b>40 - CITY COUNCIL Total</b>	<b>749,783</b>	<b>693,768</b>	<b>1,048,661</b>	<b>606,648</b>	<b>1,046,696</b>	<b>883,600</b>

## EXPENDITURE SUMMARY BY CATEGORY

EXPENDITURE CATEGORY	FY 2020-21 Unaudited	FY 2021-22 Unaudited	FY 2022-23 Adj Bud	FY 2022-23 Unaudited	FY 2023-24 Adopted	FY 2023-24 Adjusted
<b>40 - CITY COUNCIL</b>						
01_SALARY	402,682	335,761	465,907	310,100	463,943	463,937
02_FRINGES	230,610	170,809	363,254	170,248	363,254	116,935
03_OPEXP	106,417	187,199	219,500	126,300	219,500	219,500
05_TRANSFER/INTERFUND TRANS	10,074	-	-	-	-	83,228
<b>40 - CITY COUNCIL Total</b>	<b>749,783</b>	<b>693,768</b>	<b>1,048,661</b>	<b>606,648</b>	<b>1,046,696</b>	<b>883,600</b>

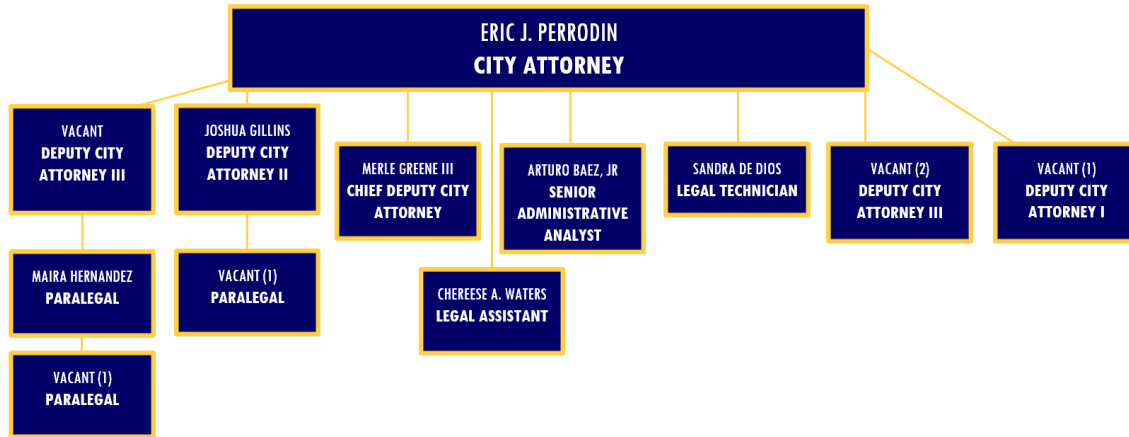
## EXPENDITURE DETAILS - CITY COUNCIL

EXPENDITURES - PROGRAM/ACCOUNT	FY 2020-21 Unaudited	FY 2021-22 Unaudited	FY 2022-23 Adj Bud	FY 2022-23 Unaudited	FY 2023-24 Adopted	FY 2023-24 Adjusted
<b>40 - CITY COUNCIL</b>						
<b>[1001-40-0000] CITY COUNCIL</b>						
4101-SALARIES-PERMANENT	372,176	291,746	365,907	262,600	363,943	36,000
4131-SALARIES-TEMPORARY/PART-TIME	-	-	-	-	-	327,937
4171-OVERTIME	-	-	-	(23,400)	-	-
4180-FICA CONTRIBUTION	-	1,252	-	200	-	-
4190-WORKERS' COMPENSATION	8,533	6,899	8,246	8,250	8,246	-
4194-LIFE INSURANCE	3,239	3,157	3,272	3,300	3,272	108
4195-DENTAL INSURANCE	11,155	11,970	13,097	11,800	13,097	3,600
4196-VISION INSURANCE	2,615	2,982	4,790	2,800	4,790	1,200
4197-UNEMPLOYMENT INSURANCE	3,450	3,953	12,441	3,200	12,441	180
4198-STATE DISABILITY INSURANCE	68	117	3,659	100	3,659	72
4199-MEDI-CAL CONTRIBUTION	6,883	5,573	5,306	4,800	5,306	5,115
4223-AUTO ALLOWANCE	-	41,850	-	1,700	-	-
4962-DUPLICATION ISF CHARGES	-	-	-	-	-	2,161
4963-WORKERS COMP ISF CHARGES	-	-	-	-	-	9,214
4964-GENL LIAB ISF CHARGES	-	-	-	-	-	36,400
4996-PRIOR YEAR ADJUSTMENT	10,074	-	-	-	-	-
<b>[1001-40-0000] CITY COUNCIL Total</b>	<b>418,194</b>	<b>369,498</b>	<b>416,718</b>	<b>275,350</b>	<b>414,753</b>	<b>421,987</b>
<b>[1001-40-0C01] COUNCIL DISTRICT 1</b>						
4171-OVERTIME	3,829	9,177	20,000	5,100	20,000	20,000
4210-OFFICE SUPPLIES	230	811	1,000	500	1,000	1,000
4215-POSTAGE	-	-	500	-	500	500
4216-PRINTING & DUPLICATION	3,992	6,279	5,000	2,600	5,000	5,000
4218-OTHER GENERAL OFFICE	-	-	-	-	1,000	1,000
4223-AUTO ALLOWANCE	9,550	-	11,400	3,000	11,400	11,400
4238-SPECIAL PROJECTS	-	13,036	16,900	8,000	20,000	20,000
4249-SPECIAL DEPARTMENT EXPENSE	1,151	2,335	2,500	700	2,500	2,500
4270-CONVENTIONS AND MEETINGS	-	2,694	6,600	3,500	2,500	2,500
4962-DUPLICATION ISF CHARGES	-	-	-	-	-	369
4963-WORKERS COMP ISF CHARGES	-	-	-	-	-	506
4964-GENL LIAB ISF CHARGES	-	-	-	-	-	6,216
<b>[1001-40-0C01] COUNCIL DISTRICT 1 Total</b>	<b>18,752</b>	<b>34,332</b>	<b>63,900</b>	<b>23,400</b>	<b>63,900</b>	<b>70,991</b>
<b>[1001-40-0C02] COUNCIL DISTRICT 2</b>						
4171-OVERTIME	568	6,551	20,000	12,000	20,000	20,000
4210-OFFICE SUPPLIES	-	66	1,000	-	1,000	1,000
4215-POSTAGE	-	-	500	-	500	500
4216-PRINTING & DUPLICATION	6,066	10,500	5,000	2,600	5,000	5,000
4218-OTHER GENERAL OFFICE	-	-	-	-	1,000	1,000
4223-AUTO ALLOWANCE	10,800	-	11,400	2,900	11,400	11,400
4238-SPECIAL PROJECTS	5,867	22,802	14,000	9,800	20,000	20,000
4249-SPECIAL DEPARTMENT EXPENSE	2,556	876	3,500	2,300	2,500	2,500
4270-CONVENTIONS AND MEETINGS	-	1,450	8,500	6,100	2,500	2,500
4962-DUPLICATION ISF CHARGES	-	-	-	-	-	369
4963-WORKERS COMP ISF CHARGES	-	-	-	-	-	506
4964-GENL LIAB ISF CHARGES	-	-	-	-	-	6,216
<b>[1001-40-0C02] COUNCIL DISTRICT 2 Total</b>	<b>25,856</b>	<b>42,245</b>	<b>63,900</b>	<b>35,700</b>	<b>63,900</b>	<b>70,991</b>
<b>[1001-40-0C03] COUNCIL DISTRICT 3</b>						
4171-OVERTIME	9,885	4,101	20,000	4,500	20,000	20,000
4210-OFFICE SUPPLIES	360	742	1,000	800	1,000	1,000
4215-POSTAGE	-	-	500	-	500	500
4216-PRINTING & DUPLICATION	4,215	4,821	5,000	2,100	5,000	5,000
4218-OTHER GENERAL OFFICE	-	-	1,000	-	1,000	1,000
4219-PUBLISHING & MEMBERSHIP DUES	-	-	150	200	-	-
4223-AUTO ALLOWANCE	10,800	-	11,400	3,000	11,400	11,400
4238-SPECIAL PROJECTS	300	15,416	15,350	8,800	20,000	20,000
4249-SPECIAL DEPARTMENT EXPENSE	1,271	-	2,500	100	2,500	2,500
4270-CONVENTIONS AND MEETINGS	-	5,653	7,000	2,700	2,500	2,500

## EXPENDITURE DETAILS - CITY COUNCIL

EXPENDITURES - PROGRAM/ACCOUNT	FY 2020-21	FY 2021-22	FY 2022-23	FY 2022-23	FY 2023-24	FY 2023-24
	Unaudited	Unaudited	Adj Bud	Unaudited	Adopted	Adjusted
4962-DUPLICATION ISF CHARGES	-	-	-	-	-	369
4963-WORKERS COMP ISF CHARGES	-	-	-	-	-	506
4964-GENL LIAB ISF CHARGES	-	-	-	-	-	6,216
<b>[1001-40-0C03] COUNCIL DISTRICT 3 Total</b>	<b>26,831</b>	<b>30,733</b>	<b>63,900</b>	<b>22,200</b>	<b>63,900</b>	<b>70,991</b>
<b>[1001-40-0C04] COUNCIL DISTRICT 4</b>						
4171-OVERTIME	9,235	4,134	20,000	4,800	20,000	20,000
4210-OFFICE SUPPLIES	196	891	600	600	1,000	1,000
4215-POSTAGE	-	-	500	-	500	500
4216-PRINTING & DUPLICATION	5,902	5,994	5,000	3,700	5,000	5,000
4218-OTHER GENERAL OFFICE	577	-	20	-	1,000	1,000
4219-PUBLISHING & MEMBERSHIP DUES	-	-	150	200	-	-
4223-AUTO ALLOWANCE	11,125	-	11,400	2,800	11,400	11,400
4238-SPECIAL PROJECTS	1,617	14,321	14,325	10,200	20,000	20,000
4249-SPECIAL DEPARTMENT EXPENSE	1,260	195	2,400	1,000	2,500	2,500
4270-CONVENTIONS AND MEETINGS	-	2,804	8,800	7,900	2,500	2,500
4336-COMPUTER EQUIPMENT AND PARTS	-	1,083	705	-	-	-
4962-DUPLICATION ISF CHARGES	-	-	-	-	-	369
4963-WORKERS COMP ISF CHARGES	-	-	-	-	-	506
4964-GENL LIAB ISF CHARGES	-	-	-	-	-	6,216
<b>[1001-40-0C04] COUNCIL DISTRICT 4 Total</b>	<b>29,912</b>	<b>29,422</b>	<b>63,900</b>	<b>31,200</b>	<b>63,900</b>	<b>70,991</b>
<b>[1001-40-0C05] MAYOR</b>						
4171-OVERTIME	6,990	18,800	20,000	44,300	20,000	20,000
4210-OFFICE SUPPLIES	499	663	840	700	1,000	1,000
4215-POSTAGE	-	-	20	100	500	500
4216-PRINTING & DUPLICATION	4,291	7,768	5,000	9,900	5,000	5,000
4218-OTHER GENERAL OFFICE	-	-	-	-	1,000	1,000
4222-COMPUTER SOFTWARE	1,500	-	-	-	-	-
4223-AUTO ALLOWANCE	13,475	-	11,400	1,800	11,400	11,400
4238-SPECIAL PROJECTS	5,122	19,091	16,370	16,000	20,000	20,000
4249-SPECIAL DEPARTMENT EXPENSE	3,695	916	2,980	2,700	2,500	2,500
4270-CONVENTIONS AND MEETINGS	-	4,143	7,290	7,300	2,500	2,500
4962-DUPLICATION ISF CHARGES	-	-	-	-	-	369
4963-WORKERS COMP ISF CHARGES	-	-	-	-	-	506
4964-GENL LIAB ISF CHARGES	-	-	-	-	-	6,216
<b>[1001-40-0C05] MAYOR Total</b>	<b>35,572</b>	<b>51,379</b>	<b>63,900</b>	<b>82,800</b>	<b>63,900</b>	<b>70,991</b>
<b>[2100-40-0000] PERS FD - CITY COUNCIL</b>						
4191-HEALTH INSURANCE	141,506	136,158	247,029	102,700	247,029	100,000
4192-RETIREMENT	46,386	-	40,809	33,298	40,809	5,040
4193-PERS EE PICKUP	6,774	-	24,605	-	24,605	1,620
<b>[2100-40-0000] PERS FD - CITY COUNCIL Total</b>	<b>194,666</b>	<b>136,158</b>	<b>312,443</b>	<b>135,998</b>	<b>312,443</b>	<b>106,660</b>
<b>DEPARTMENT TOTAL - ALL FUNDS</b>	<b>749,783</b>	<b>693,768</b>	<b>1,048,661</b>	<b>606,648</b>	<b>1,046,696</b>	<b>883,600</b>

# CITY ATTORNEY



## EXPENDITURE SUMMARY BY PROGRAM

PROGRAM	FY 2020-21 Unaudited	FY 2021-22 Unaudited	FY 2022-23 Adj Bud	FY 2022-23 Unaudited	FY 2023-24 Adopted	FY 2023-24 Adjusted
<b>42 - CITY ATTORNEY</b>						
[1001-42-0000] CITY ATTORNEY	2,573,470	1,020,400	3,494,684	3,009,962	3,662,646	2,277,128
[1004-42-0000] MEASURE P - CITY ATTORNEY	250,000	-	-	-	-	-
[1201-42-0000] SARAFF FD - CITY ATTORNEY	188,415	128,294	91,685	51,400	90,000	93,048
[1205-42-0000] LCH SUCCE AGENCY FD - CITY ATTORNEY	49,394	48,691	139,175	139,175	90,000	93,048
[2000-42-0000] PROP A FD - CITY ATTORNEY	76,000	76,000	-	-	-	-
[2100-42-0000] PERS FD - CITY ATTORNEY	376,446	172,903	559,326	359,798	559,326	493,330
[5100-42-0000] RUBBISH FD - CITY ATTORNEY	4,624	24,633	315,743	315,743	50,000	120,759
[6300-42-0000] WORKERS COMP ISF - ATTY/WORKERS COMP	1,939,150	1,755,667	2,882,283	2,128,468	3,304,025	-
[6400-42-0000] LIABILITY INS ISF - ATTY/RISK MANAGEMENT	4,397,699	5,488,976	5,837,884	8,202,635	6,937,605	-
<b>42 - CITY ATTORNEY Total</b>	<b>9,855,197</b>	<b>8,715,563</b>	<b>13,320,781</b>	<b>14,207,182</b>	<b>14,693,602</b>	<b>3,077,314</b>

## EXPENDITURE SUMMARY BY CATEGORY

EXPENDITURE CATEGORY	FY 2020-21 Unaudited	FY 2021-22 Unaudited	FY 2022-23 Adj Bud	FY 2022-23 Unaudited	FY 2023-24 Adopted	FY 2023-24 Adjusted
<b>42 - CITY ATTORNEY</b>						
01_SALARY	1,075,546	1,067,228	1,598,800	901,500	1,687,971	1,263,743
02_FRINGES	449,729	237,772	730,361	530,837	730,361	531,034
03_OPEXP	5,990,669	8,494,925	9,042,614	10,825,839	10,326,265	1,064,895
05_TRANSFER/INTERFUND TRANS	2,339,254	(1,084,361)	1,949,006	1,949,006	1,949,006	217,642
<b>42 - CITY ATTORNEY Total</b>	<b>9,855,197</b>	<b>8,715,563</b>	<b>13,320,781</b>	<b>14,207,182</b>	<b>14,693,602</b>	<b>3,077,314</b>

## CITY ATTORNEY DEPARTMENT GOALS

- Hire More Attorneys
- Reduce Outside Legal Counsel Costs
- Hire Investigator

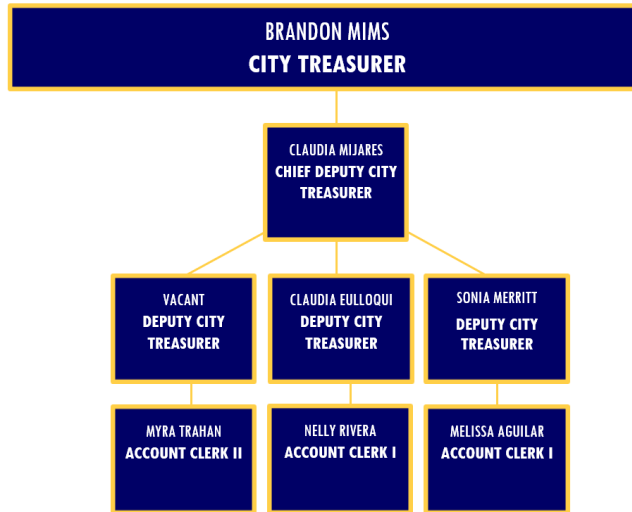
**EXPENDITURE DETAILS - CITY ATTORNEY**

EXPENDITURES - PROGRAM/ACCOUNT	FY 2020-21 Unaudited	FY 2021-22 Unaudited	FY 2022-23 Adj Bud	FY 2022-23 Unaudited	FY 2023-24 Adopted	FY 2023-24 Adjusted
<b>42 - CITY ATTORNEY</b>						
<b>[1001-42-0000] CITY ATTORNEY</b>						
4101-SALARIES-PERMANENT	669,681	667,518	873,956	510,800	1,026,613	1,261,243
4171-OVERTIME	1,258	1,756	2,500	-	2,500	2,500
4190-WORKERS' COMPENSATION	21,910	14,746	32,386	32,390	32,386	-
4194-LIFE INSURANCE	2,741	2,060	2,487	2,487	2,487	3,784
4195-DENTAL INSURANCE	8,230	6,987	8,999	8,999	8,999	9,360
4196-VISION INSURANCE	2,342	2,266	3,262	3,262	3,262	3,120
4197-UNEMPLOYMENT INSURANCE	3,575	4,099	24,122	24,122	24,122	6,306
4198-STATE DISABILITY INSURANCE	-	1,588	7,095	7,095	7,095	2,522
4199-MEDI-CAL CONTRIBUTION	8,893	8,473	10,287	10,287	10,287	12,612
4210-OFFICE SUPPLIES	2,829	3,084	11,000	11,000	10,000	10,000
4216-PRINTING & DUPLICATION	11,434	9,974	13,500	13,500	14,500	14,500
4218-OTHER GENERAL OFFICE	7,240	4,203	5,000	5,000	5,000	5,000
4219-PUBLISHING & MEMBERSHIP DUES	17,838	14,873	21,145	21,145	22,000	22,000
4222-COMPUTER SOFTWARE	3,000	7,025	1,500	1,500	2,000	2,000
4223-AUTO ALLOWANCE	21,975	18,230	24,600	24,600	25,345	25,345
4249-SPECIAL DEPARTMENT EXPENSE	5,060	4,260	12,500	1,400	12,000	12,000
4261-LEGAL SERVICES	309,297	234,082	611,694	611,694	615,000	615,000
4262-PROFESSIONAL SERVICES	4,982	8,854	10,651	10,651	6,000	6,000
4266-CONTRACT SERVICES	-	-	-	-	-	100,000
4267-LATE FEES	-	55	400	30	-	-
4269-r/ OTHER CONTRACT SERVICES	-	-	98,500	-	100,000	-
4270-CONVENTIONS AND MEETINGS	-	-	8,000	-	8,000	8,000
4273-TRAINING	1,090	719	1,100	-	15,050	15,050
4290-CONTRIBUTIONS TO OTHER FUNDS	1,447,404	-	1,710,000	1,710,000	1,710,000	-
4336-COMPUTER EQUIPMENT AND PARTS	2,205	5,548	-	-	-	-
4960-EQUIP RENTAL ISF CHARGES	-	-	-	-	-	7,009
4962-DUPLICATION ISF CHARGES	-	-	-	-	-	12,337
4963-WORKERS COMP ISF CHARGES	-	-	-	-	-	61,432
4964-GENL LIAB ISF CHARGES	-	-	-	-	-	60,008
4996-PRIOR YEAR ADJUSTMENT	20,484	-	-	-	-	-
<b>[1001-42-0000] CITY ATTORNEY Total</b>	<b>2,573,470</b>	<b>1,020,400</b>	<b>3,494,684</b>	<b>3,009,962</b>	<b>3,662,646</b>	<b>2,277,128</b>
<b>[1004-42-0000] MEASURE P - CITY ATTORNEY</b>						
4295-LIABILITY PAYMENT	250,000	-	-	-	-	-
<b>[1004-42-0000] MEASURE P - CITY ATTORNEY Total</b>	<b>250,000</b>	<b>-</b>	<b>-</b>	<b>-</b>	<b>-</b>	<b>-</b>
<b>[1201-42-0000] SARAFF FD - CITY ATTORNEY</b>						
4261-LEGAL SERVICES	188,415	128,294	91,685	51,400	90,000	90,000
4962-DUPLICATION ISF CHARGES	-	-	-	-	-	520
4964-GENL LIAB ISF CHARGES	-	-	-	-	-	2,528
<b>[1201-42-0000] SARAFF FD - CITY ATTORNEY Total</b>	<b>188,415</b>	<b>128,294</b>	<b>91,685</b>	<b>51,400</b>	<b>90,000</b>	<b>93,048</b>
<b>[1205-42-0000] LOCAL HOUSING FD - CITY ATTORNEY</b>						
4261-LEGAL SERVICES	49,394	48,691	139,175	139,175	90,000	90,000
4962-DUPLICATION ISF CHARGES	-	-	-	-	-	520
4964-GENL LIAB ISF CHARGES	-	-	-	-	-	2,528
<b>[1205-42-0000] LOCAL HOUSING FD - CITY ATTORNEY Total</b>	<b>49,394</b>	<b>48,691</b>	<b>139,175</b>	<b>139,175</b>	<b>90,000</b>	<b>93,048</b>
<b>[2000-42-0000] PROP A FD - CITY ATTORNEY</b>						
4268-INSURANCE PREMIUMS	76,000	76,000	-	-	-	-
<b>[2000-42-0000] PROP A FD - CITY ATTORNEY Total</b>	<b>76,000</b>	<b>76,000</b>	<b>-</b>	<b>-</b>	<b>-</b>	<b>-</b>
<b>[2100-42-0000] PERS FD - CITY ATTORNEY</b>						
4191-HEALTH INSURANCE	206,257	172,903	335,421	166,400	335,421	260,000
4192-RETIREMENT	111,933	-	165,746	135,239	165,746	176,574
4193-PERS EE PICKUP	58,256	-	58,159	58,159	58,159	56,756
<b>[2100-42-0000] PERS FD - CITY ATTORNEY Total</b>	<b>376,446</b>	<b>172,903</b>	<b>559,326</b>	<b>359,798</b>	<b>559,326</b>	<b>493,330</b>

**EXPENDITURE DETAILS - CITY ATTORNEY**

EXPENDITURES - PROGRAM/ACCOUNT	FY 2020-21 Unaudited	FY 2021-22 Unaudited	FY 2022-23 Adj Bud	FY 2022-23 Unaudited	FY 2023-24 Adopted	FY 2023-24 Adjusted
<b>[5100-42-0000] RUBBISH FD - CITY ATTORNEY</b>						
4261-LEGAL SERVICES	4,624	24,633	315,743	315,743	50,000	50,000
4910-ADMINISTRATIVE OVERHEAD	-	-	-	-	-	69,066
4962-DUPLICATION ISF CHARGES	-	-	-	-	-	289
4964-GENL LIAB ISF CHARGES	-	-	-	-	-	1,404
<b>[5100-42-0000] RUBBISH FD - CITY ATTORNEY Total</b>	<b>4,624</b>	<b>24,633</b>	<b>315,743</b>	<b>315,743</b>	<b>50,000</b>	<b>120,759</b>
<b>[6300-42-0000] WORKERS COMP ISF - ATTY/WORKERS COMP</b>						
4101-SALARIES-PERMANENT	276,189	256,834	409,179	254,900	393,302	-
4171-OVERTIME	-	339	2,500	-	2,500	-
4190-WORKERS' COMPENSATION	5,916	4,187	14,136	14,140	14,136	-
4194-LIFE INSURANCE	1,075	926	1,868	1,868	1,868	-
4195-DENTAL INSURANCE	3,770	3,252	16,669	16,669	16,669	-
4196-VISION INSURANCE	833	704	6,968	6,968	6,968	-
4197-UNEMPLOYMENT INSURANCE	1,392	1,275	9,782	9,782	9,782	-
4198-STATE DISABILITY INSURANCE	259	26	2,877	2,877	2,877	-
4199-MEDI-CAL CONTRIBUTION	3,622	3,621	3,964	3,964	3,964	-
4210-OFFICE SUPPLIES	285	-	-	-	-	-
4216-PRINTING & DUPLICATION	-	-	500	-	500	-
4218-OTHER GENERAL OFFICE	-	-	1,500	-	1,500	-
4222-COMPUTER SOFTWARE	-	94,178	-	-	-	-
4223-AUTO ALLOWANCE	-	-	3,600	700	3,710	-
4249-SPECIAL DEPARTMENT EXPENSE	-	-	35,800	-	30,000	-
4262-PROFESSIONAL SERVICES	109,693	-	71,277	900	25,000	-
4265-WORKERS COMPENSATION PAYMENT	(255,325)	1,134,054	1,600,000	1,137,700	1,500,000	-
4268-INSURANCE PREMIUMS	325,516	256,271	485,163	485,000	1,085,000	-
4270-CONVENTIONS AND MEETINGS	-	-	4,000	2,000	4,000	-
4273-TRAINING	-	-	17,500	-	12,250	-
4290-CONTRIBUTIONS TO OTHER FUNDS	-	-	190,000	190,000	190,000	-
4336-COMPUTER EQUIPMENT AND PARTS	-	-	5,000	1,000	-	-
4800-OPEB COST-ENTERPRISE FUND	1,736,011	-	-	-	-	-
4898-INCREASE/DECREASE COMP ABSENCE	(56,958)	-	-	-	-	-
4899-PENSION EXPENSES	(180,658)	-	-	-	-	-
4995-TRANSFER TO/FROM PREPAID	(41,109)	-	-	-	-	-
4996-PRIOR YEAR ADJUSTMENT	8,640	-	-	-	-	-
<b>[6300-42-0000] WORKERS COMP ISF - ATTY/WORKERS COMP Total</b>	<b>1,939,150</b>	<b>1,755,667</b>	<b>2,882,283</b>	<b>2,128,468</b>	<b>3,304,025</b>	<b>-</b>
<b>[6400-42-0000] LIABILITY INS ISF - ATTY/RISK MANAGEMENT</b>						
4101-SALARIES-PERMANENT	128,418	140,781	310,665	135,800	263,056	-
4190-WORKERS' COMPENSATION	3,356	1,491	9,804	9,800	9,804	-
4194-LIFE INSURANCE	529	561	809	809	809	-
4195-DENTAL INSURANCE	1,381	1,416	3,480	3,480	3,480	-
4196-VISION INSURANCE	422	454	1,263	1,263	1,263	-
4197-UNEMPLOYMENT INSURANCE	943	1,131	6,384	6,384	6,384	-
4198-STATE DISABILITY INSURANCE	604	3,091	1,878	1,878	1,878	-
4199-MEDI-CAL CONTRIBUTION	1,488	2,516	2,515	2,515	2,515	-
4222-COMPUTER SOFTWARE	-	-	105,025	98,300	113,000	-
4223-AUTO ALLOWANCE	-	-	3,600	-	3,710	-
4261-LEGAL SERVICES	211,015	6,704	19,347	-	-	-
4268-INSURANCE PREMIUMS	1,481,660	2,091,692	2,547,108	1,779,000	3,100,000	-
4269-r/ OTHER CONTRACT SERVICES	243,637	-	266,000	263,600	375,000	-
4273-TRAINING	-	-	11,000	-	7,700	-
4290-CONTRIBUTIONS TO OTHER FUNDS	-	-	49,006	49,006	49,006	-
4295-LIABILITY PAYMENT	429,584	4,323,501	2,500,000	5,850,800	3,000,000	-
4800-OPEB COST-ENTERPRISE FUND	976,898	-	-	-	-	-
4995-TRANSFER TO/FROM PREPAID	-	(1,084,361)	-	-	-	-
4996-PRIOR YEAR ADJUSTMENT	988,148	-	-	-	-	-
<b>[6400-42-0000] LIABILITY INS ISF - ATTY/RISK MANAGEMENT Total</b>	<b>4,397,699</b>	<b>5,488,976</b>	<b>5,837,884</b>	<b>8,202,635</b>	<b>6,937,605</b>	<b>-</b>
<b>DEPARTMENT TOTAL - ALL FUNDS</b>	<b>9,855,197</b>	<b>8,715,563</b>	<b>13,320,781</b>	<b>14,207,182</b>	<b>14,693,602</b>	<b>3,077,314</b>

# CITY TREASURER



## EXPENDITURE SUMMARY BY PROGRAM

PROGRAM	FY 2020-21 Unaudited	FY 2021-22 Unaudited	FY 2022-23 Adj Bud	FY 2022-23 Unaudited	FY 2023-24 Adopted	FY 2023-24 Adjusted
<b>44 - CITY TREASURER</b>						
[1001-44-0000] CITY TREASURER	555,481	507,292	669,890	561,349	727,433	737,539
[2100-44-0000] PERS FD - CITY TREASURER	198,482	124,084	257,184	192,251	257,184	255,936
<b>44 - CITY TREASURER Total</b>	<b>753,963</b>	<b>631,376</b>	<b>927,074</b>	<b>753,600</b>	<b>984,617</b>	<b>993,475</b>

## EXPENDITURE SUMMARY BY CATEGORY

EXPENDITURE CATEGORY	FY 2020-21 Unaudited	FY 2021-22 Unaudited	FY 2022-23 Adj Bud	FY 2022-23 Unaudited	FY 2023-24 Adopted	FY 2023-24 Adjusted
<b>44 - CITY TREASURER</b>						
01_SALARY	456,749	427,522	522,029	428,100	519,572	519,572
02_FRINGES	230,767	151,815	314,045	249,110	314,045	273,988
03_OPEXP	46,731	52,038	91,000	76,390	151,000	181,000
05_TRANSFER/INTERFUND TRANS	19,716	-	-	-	-	18,915
<b>44 - CITY TREASURER Total</b>	<b>753,963</b>	<b>631,376</b>	<b>927,074</b>	<b>753,600</b>	<b>984,617</b>	<b>993,475</b>

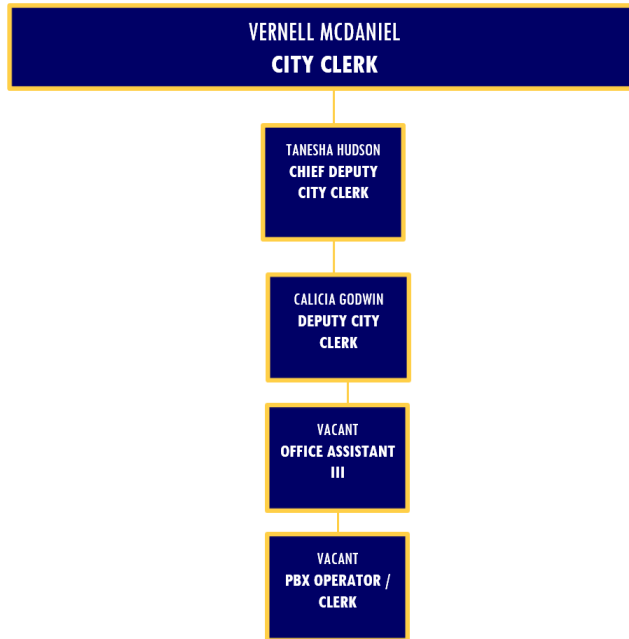
## CITY TREASURER DEPARTMENT GOALS

- Hire permanent staff for all vacant positions
- Adopt a revised Investment Policy
- Update the City’s cash receipting software
- Continue renovations to make the front counter and lobby area ADA compliant
- Increase awareness of the Utility User Exemption Program
- Improve online payment experience

## EXPENDITURE DETAILS - CITY TREASURER

EXPENDITURES - PROGRAM/ACCOUNT	FY 2020-21 Unaudited	FY 2021-22 Unaudited	FY 2022-23 Adj Bud	FY 2022-23 Unaudited	FY 2023-24 Adopted	FY 2023-24 Adjusted
<b>44 - CITY TREASURER</b>						
<b>[1001-44-0000] CITY TREASURER</b>						
4101-SALARIES-PERMANENT	456,749	427,522	521,029	427,800	518,572	518,572
4171-OVERTIME	-	-	1,000	300	1,000	1,000
4190-WORKERS' COMPENSATION	9,907	3,933	17,022	17,020	17,022	-
4194-LIFE INSURANCE	2,222	2,040	2,042	2,042	2,042	1,556
4195-DENTAL INSURANCE	7,736	7,614	8,399	8,399	8,399	5,760
4196-VISION INSURANCE	2,531	2,602	3,048	3,048	3,048	1,920
4197-UNEMPLOYMENT INSURANCE	3,031	4,057	15,315	15,315	15,315	2,593
4198-STATE DISABILITY INSURANCE	-	1,098	4,504	4,504	4,504	1,037
4199-MEDI-CAL CONTRIBUTION	6,857	6,387	6,531	6,531	6,531	5,186
4210-OFFICE SUPPLIES	1,725	4,292	10,000	10,000	10,000	10,000
4216-PRINTING & DUPLICATION	5,436	6,278	15,000	15,000	15,000	15,000
4218-OTHER GENERAL OFFICE	100	-	2,000	2,000	2,000	2,000
4219-PUBLISHING & MEMBERSHIP DUES	1,129	729	2,000	2,000	2,000	2,000
4222-COMPUTER SOFTWARE	23,109	15,139	20,000	20,000	20,000	20,000
4223-AUTO ALLOWANCE	12,000	12,000	12,000	12,000	12,000	12,000
4249-SPECIAL DEPARTMENT EXPENSE	11	7,489	15,000	11,500	15,000	15,000
4262-PROFESSIONAL SERVICES	1,327	-	-	-	60,000	60,000
4270-CONVENTIONS AND MEETINGS	-	1,086	15,000	3,890	15,000	15,000
4336-COMPUTER EQUIPMENT AND PARTS	1,895	5,025	-	-	-	30,000
4962-DUPLICATION ISF CHARGES	-	-	-	-	-	4,150
4963-WORKERS COMP ISF CHARGES	-	-	-	-	-	13,155
4964-GENL LIAB ISF CHARGES	-	-	-	-	-	1,610
4996-PRIOR YEAR ADJUSTMENT	19,716	-	-	-	-	-
<b>[1001-44-0000] CITY TREASURER Total</b>	<b>555,481</b>	<b>507,292</b>	<b>669,890</b>	<b>561,349</b>	<b>727,433</b>	<b>737,539</b>
<b>[2100-44-0000] PERS FD - CITY TREASURER</b>						
4191-HEALTH INSURANCE	123,878	124,084	157,199	103,400	157,199	160,000
4192-RETIREMENT	51,207	-	60,491	49,357	60,491	72,600
4193-PERS EE PICKUP	23,396	-	39,494	39,494	39,494	23,336
<b>[2100-44-0000] PERS FD - CITY TREASURER Total</b>	<b>198,482</b>	<b>124,084</b>	<b>257,184</b>	<b>192,251</b>	<b>257,184</b>	<b>255,936</b>
<b>DEPARTMENT TOTAL - ALL FUNDS</b>	<b>753,963</b>	<b>631,376</b>	<b>927,074</b>	<b>753,600</b>	<b>984,617</b>	<b>993,475</b>

# CITY CLERK



## EXPENDITURE SUMMARY BY PROGRAM

PROGRAM	FY 2020-21 Unaudited	FY 2021-22 Unaudited	FY 2022-23 Adj Bud	FY 2022-23 Unaudited	FY 2023-24 Adopted	FY 2023-24 Adjusted
<b>47 - CITY CLERK</b>						
[1001-47-0000] CITY CLERK	520,183	481,909	665,032	542,801	670,057	698,199
[1001-48-0000] ELECTIONS	38,782	398,073	1,033,553	-	1,054,507	1,060,468
[1004-47-0000] MEASURE P - CITY CLERK	(75)	-	-	-	-	-
[2100-47-0000] PERS FD - CITY CLERK	131,908	51,662	177,521	130,217	177,521	162,498
<b>47 - CITY CLERK Total</b>	<b>690,798</b>	<b>931,644</b>	<b>1,876,106</b>	<b>673,018</b>	<b>1,902,085</b>	<b>1,921,165</b>

## EXPENDITURE SUMMARY BY CATEGORY

EXPENDITURE CATEGORY	FY 2020-21 Unaudited	FY 2021-22 Unaudited	FY 2022-23 Adj Bud	FY 2022-23 Unaudited	FY 2023-24 Adopted	FY 2023-24 Adjusted
<b>47 - CITY CLERK</b>						
01_SALARY	336,233	286,848	345,825	245,100	344,825	344,825
02_FRINGES	155,299	74,033	219,481	172,173	219,735	174,054
03_OPEXP	179,003	570,763	1,310,800	255,745	1,337,525	1,327,525
05_TRANSFER/INTERFUND TRANS	20,263	-	-	-	-	74,761
<b>47 - CITY CLERK Total</b>	<b>690,798</b>	<b>931,644</b>	<b>1,876,106</b>	<b>673,018</b>	<b>1,902,085</b>	<b>1,921,165</b>

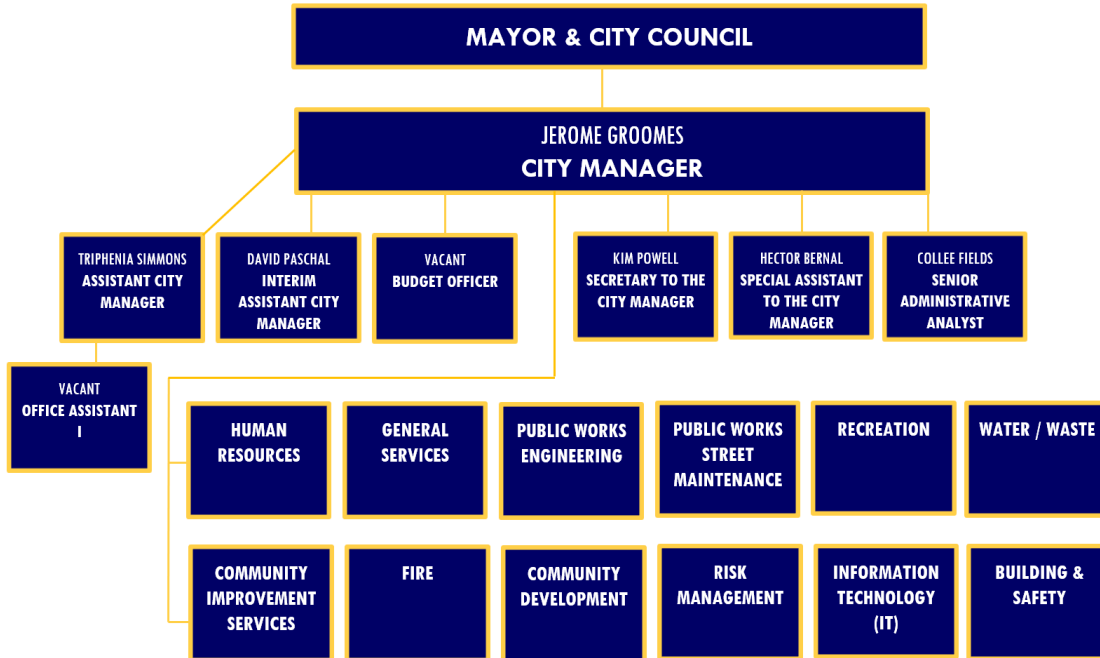
## CITY CLERK DEPARTMENT GOALS

- Purchase Technologically Advanced Software to Update, Manage, Index and Categorize Archived Documents and Databases
- Provide readily accessible archived documents via the City of Compton Website
- City Charter Amendments Update
- Maintain Transparency and Open Communication to the Compton Community and City Council

**EXPENDITURE DETAILS - CITY CLERK**

EXPENDITURES - PROGRAM/ACCOUNT	FY 2020-21 Unaudited	FY 2021-22 Unaudited	FY 2022-23 Adj Bud	FY 2022-23 Unaudited	FY 2023-24 Adopted	FY 2023-24 Adjusted
<b>47 - CITY CLERK</b>						
<b>[1001-47-0000] CITY CLERK</b>						
4101-SALARIES-PERMANENT	335,111	285,420	337,825	242,900	337,825	337,825
4171-OVERTIME	540	1,428	3,000	2,200	2,000	2,000
4190-WORKERS' COMPENSATION	10,378	10,034	12,394	12,390	12,394	-
4194-LIFE INSURANCE	1,683	1,347	1,672	1,672	1,672	1,013
4195-DENTAL INSURANCE	4,722	3,546	5,955	5,955	5,955	3,600
4196-VISION INSURANCE	1,499	1,105	2,175	2,175	2,175	1,200
4197-UNEMPLOYMENT INSURANCE	2,249	2,624	11,486	11,486	11,486	1,689
4198-STATE DISABILITY INSURANCE	865	2,306	3,379	3,379	3,379	676
4199-MEDI-CAL CONTRIBUTION	1,982	1,410	4,899	4,899	4,899	3,378
4210-OFFICE SUPPLIES	1,121	2,472	7,000	7,000	4,000	4,000
4213-PUBLISHING & ADVERTISING	2,888	7,392	36,490	17,000	45,000	45,000
4215-POSTAGE	17,298	32,573	42,100	42,100	40,000	40,000
4216-PRINTING & DUPLICATION	7,252	9,929	20,000	20,000	20,000	20,000
4218-OTHER GENERAL OFFICE	59	3,676	2,820	2,820	1,000	1,000
4219-PUBLISHING & MEMBERSHIP DUES	260	930	1,700	1,700	1,000	1,000
4222-COMPUTER SOFTWARE	20,504	-	11,000	11,000	-	-
4223-AUTO ALLOWANCE	12,000	12,000	8,000	8,000	12,000	12,000
4236-MAINTENANCE & REPAIR	-	4,271	3,510	4,000	20,000	10,000
4249-SPECIAL DEPARTMENT EXPENSE	1,068	1,436	5,052	1,100	3,322	3,322
4262-PROFESSIONAL SERVICES	69,950	63,325	86,275	86,275	77,000	77,000
4266-CONTRACT SERVICES	-	-	3,180	3,180	5,000	52,000
4267-LATE FEES	-	-	350	20	-	-
4269-r/ OTHER CONTRACT SERVICES	5,263	33,931	35,170	35,170	47,000	-
4270-CONVENTIONS AND MEETINGS	(60)	754	(150)	(370)	7,950	7,950
4273-TRAINING	1,445	-	4,750	1,750	5,000	5,000
4335-OFFICE FURNITURE & EQUIPMENT	-	-	15,000	15,000	-	-
4336-COMPUTER EQUIPMENT AND PARTS	1,843	-	-	-	-	-
4962-DUPLICATION ISF CHARGES	-	-	-	-	-	3,636
4963-WORKERS COMP ISF CHARGES	-	-	-	-	-	64,910
4995-TRANSFER TO/FROM PREPAID	11,881	-	-	-	-	-
4996-PRIOR YEAR ADJUSTMENT	8,382	-	-	-	-	-
<b>[1001-47-0000] CITY CLERK Total</b>	<b>520,183</b>	<b>481,909</b>	<b>665,032</b>	<b>542,801</b>	<b>670,057</b>	<b>698,199</b>
<b>[2100-47-0000] PERS FD - CITY CLERK</b>						
4191-HEALTH INSURANCE	72,842	51,662	112,285	72,200	112,285	100,000
4192-RETIREMENT	36,001	-	39,221	32,002	39,221	47,296
4193-PERS EE PICKUP	23,065	-	26,015	26,015	26,015	15,202
<b>[2100-47-0000] PERS FD - CITY CLERK Total</b>	<b>131,908</b>	<b>51,662</b>	<b>177,521</b>	<b>130,217</b>	<b>177,521</b>	<b>162,498</b>
<b>48 - ELECTIONS</b>						
<b>[1001-48-0000] ELECTIONS</b>						
4101-SALARIES-PERMANENT	1	-	-	-	-	-
4171-OVERTIME	582	-	5,000	-	5,000	5,000
4190-WORKERS' COMPENSATION	4	-	-	-	182	-
4199-MEDI-CAL CONTRIBUTION	8	-	-	-	72	-
4213-PUBLISHING & ADVERTISING	-	-	5,000	-	5,000	5,000
4215-POSTAGE	-	-	10,000	-	10,000	10,000
4216-PRINTING & DUPLICATION	1,507	-	5,000	-	5,000	5,000
4218-OTHER GENERAL OFFICE	-	-	4,000	-	4,000	4,000
4249-SPECIAL DEPARTMENT EXPENSE	-	-	5,778	-	5,778	5,778
4262-PROFESSIONAL SERVICES	36,680	398,073	979,300	-	1,000,000	1,000,000
4266-CONTRACT SERVICES	-	-	-	-	-	19,475
4269-r/ OTHER CONTRACT SERVICES	-	-	19,475	-	19,475	-
4962-DUPLICATION ISF CHARGES	-	-	-	-	-	6,088
4963-WORKERS COMP ISF CHARGES	-	-	-	-	-	127
<b>[1001-48-0000] ELECTIONS Total</b>	<b>38,782</b>	<b>398,073</b>	<b>1,033,553</b>	<b>-</b>	<b>1,054,507</b>	<b>1,060,468</b>
<b>DEPARTMENT TOTAL - ALL FUNDS</b>	<b>690,798</b>	<b>931,644</b>	<b>1,876,106</b>	<b>673,018</b>	<b>1,902,085</b>	<b>1,921,165</b>

# CITY MANAGER



## EXPENDITURE SUMMARY BY PROGRAM

PROGRAM	FY 2020-21 Unaudited	FY 2021-22 Unaudited	FY 2022-23 Adj Bud	FY 2022-23 Unaudited	FY 2023-24 Adopted	FY 2023-24 Adjusted
<b>51 - CITY MANAGER</b>						
[1001-51-0000] CITY MANAGER	1,536,927	1,353,280	2,108,872	1,831,926	2,156,100	2,399,571
[1001-51-0100] CITY MANAGER/IT	18,356	156	683,873	590,477	687,282	764,840
[1001-51-0100] r/ CITY MANAGER/IT	8,333	-	-	2,700	-	-
[1004-51-0000] MEASURE P - CITY MANAGER	150	-	1,000	-	1,000	-
[1201-51-0000] SARAFF FD - CITY MANAGER	145,225	149,130	72,461	69,590	72,461	90,853
[1205-51-0000] LCH SUCCE AGENCY FD - CITY MANAGER	-	609	-	-	-	-
[2100-51-0000] PERS FD - CITY MANAGER	233,612	82,856	334,047	304,210	334,047	352,913
[2100-51-0100] PERS FD - CITY MANAGER/IT	-	-	-	-	-	141,361
[2805-51-0000] HOME PROG FD - CITY MANAGER	(19,446)	-	-	-	-	-
[2810-51-0100] ARPA FD - CITY MANAGER/IT	-	1,534,826	-	-	-	100,000
[3031-51-0000] MTA TAX BOND FD- CITY MANAGER	-	-	8,600	8,600	-	-
[6200-51-0000] CENTRAL DUPL ISF - CITY MANAGER	295,809	-	164,136	99,685	205,094	-
[6300-57-0000] WORKERS COMP ISF - RISK MGMT	-	-	-	-	-	2,503,721
[6400-57-0000] LIABILITY INS ISF - RISK MGMT	-	-	-	-	-	5,489,878
[7002-51-0000] CATV GOVT FD - CITY MANAGER	-	-	101,732	59,213	101,732	137,232
<b>51 - CITY MANAGER Total</b>	<b>2,218,966</b>	<b>3,120,857</b>	<b>3,474,721</b>	<b>2,966,401</b>	<b>3,557,716</b>	<b>11,980,370</b>

## EXPENDITURE SUMMARY BY CATEGORY

EXPENDITURE CATEGORY	FY 2020-21 Unaudited	FY 2021-22 Unaudited	FY 2022-23 Adj Bud	FY 2022-23 Unaudited	FY 2023-24 Adopted	FY 2023-24 Adjusted
<b>51 - CITY MANAGER</b>						
01_SALARY	851,106	850,378	1,420,626	1,061,100	1,542,438	1,857,358
02_FRINGES	283,887	121,477	479,264	434,690	479,264	771,185
03_OPEXP	1,113,178	2,149,002	1,574,831	1,470,611	1,536,014	8,851,760
05_TRANSFER/INTERFUND TRANS	(29,205)	-	-	-	-	500,067
<b>51 - CITY MANAGER Total</b>	<b>2,218,966</b>	<b>3,120,857</b>	<b>3,474,721</b>	<b>2,966,401</b>	<b>3,557,716</b>	<b>11,980,370</b>

## **CITY MANAGER DEPARTMENT GOALS**

- Address remaining priorities of the California State Audit.
- Close out the Successor Agency.
- Continue Illegal Dispensary Task Force.
- Restore Recreation program and provide community programming.
- Implement a 5-Year Capital Improvement Program.

## EXPENDITURE DETAILS - CITY MANAGER

EXPENDITURES - PROGRAM/ACCOUNT	FY 2020-21 Unaudited	FY 2021-22 Unaudited	FY 2022-23 Adj Bud	FY 2022-23 Unaudited	FY 2023-24 Adopted	FY 2023-24 Adjusted
<b>51 - CITY MANAGER</b>						
<b>[1001-51-0000] CITY MANAGER</b>						
4101-SALARIES-PERMANENT	710,467	698,405	874,135	664,000	967,099	967,099
4157-SALARIES-BEAUTIFICATION COMM	-	-	500	-	500	-
4161-SALARIES-FEDERAL	-	-	16,200	-	16,200	-
4163-SALARIES-URBAN COMM DEV	-	-	6,000	6,000	-	-
4171-OVERTIME	6,960	13,637	20,000	4,000	5,000	5,000
4190-WORKERS' COMPENSATION	21,681	10,754	23,451	23,450	23,451	-
4194-LIFE INSURANCE	2,009	1,429	1,889	1,889	1,889	2,901
4195-DENTAL INSURANCE	3,558	2,669	6,479	6,479	6,479	6,264
4196-VISION INSURANCE	1,385	1,133	2,351	2,351	2,351	2,088
4197-UNEMPLOYMENT INSURANCE	2,347	3,400	23,518	23,518	23,518	4,835
4198-STATE DISABILITY INSURANCE	4	15	8,754	8,754	8,754	1,934
4199-MEDI-CAL CONTRIBUTION	9,649	9,763	10,587	10,587	10,587	9,671
4210-OFFICE SUPPLIES	2,462	4,523	8,500	8,500	9,500	9,500
4213-PUBLISHING & ADVERTISING	-	-	1,000	300	1,000	1,000
4215-POSTAGE	-	-	1,000	1,000	1,000	1,000
4216-PRINTING & DUPLICATION	44,916	19,232	30,000	30,000	30,000	30,000
4218-OTHER GENERAL OFFICE	4,955	6,133	10,000	10,000	10,000	10,000
4219-PUBLISHING & MEMBERSHIP DUES	108,209	134,323	157,780	157,780	157,780	157,780
4220-AUTOMOTIVE EQUIPMENT	-	-	3,812	3,812	3,812	-
4222-COMPUTER SOFTWARE	19,700	17,741	19,902	19,902	4,500	4,500
4223-AUTO ALLOWANCE	20,400	8,700	20,400	20,400	20,400	20,400
4236-MAINTENANCE & REPAIR	2,590	2,341	5,500	-	20,000	10,000
4249-SPECIAL DEPARTMENT EXPENSE	39,403	27,031	60,000	56,000	40,000	40,000
4262-PROFESSIONAL SERVICES	21,795	35,182	117,320	117,320	129,000	129,000
4266-CONTRACT SERVICES	-	12,300	134,900	134,900	140,000	610,000
4267-LATE FEES	-	-	1,500	140	-	-
4269-r/ OTHER CONTRACT SERVICES	445,779	333,934	485,614	485,614	470,000	-
4270-CONVENTIONS AND MEETINGS	-	3,926	30,000	20,580	30,000	30,000
4273-TRAINING	-	-	12,280	-	23,280	23,280
4278-MILEAGE EXPENSE	-	-	1,000	150	-	-
4335-OFFICE FURNITURE & EQUIPMENT	-	-	6,500	6,500	-	-
4336-COMPUTER EQUIPMENT AND PARTS	8,997	6,710	8,000	8,000	-	-
4960-EQUIP RENTAL ISF CHARGES	-	-	-	-	-	9,509
4962-DUPLICATION ISF CHARGES	-	-	-	-	-	11,990
4963-WORKERS COMP ISF CHARGES	-	-	-	-	-	86,156
4964-GENL LIAB ISF CHARGES	-	-	-	-	-	215,664
4995-TRANSFER TO/FROM PREPAID	(12,421)	-	-	-	-	-
4996-PRIOR YEAR ADJUSTMENT	72,082	-	-	-	-	-
<b>[1001-51-0000] CITY MANAGER Total</b>	<b>1,536,927</b>	<b>1,353,280</b>	<b>2,108,872</b>	<b>1,831,926</b>	<b>2,156,100</b>	<b>2,399,571</b>
<b>[1001-51-0100] CITY MANAGER/IT</b>						
4101-SALARIES-PERMANENT	-	-	331,680	247,100	331,680	331,680
4171-OVERTIME	-	154	3,000	700	3,000	3,000
4190-WORKERS' COMPENSATION	-	-	7,956	7,960	7,956	-
4194-LIFE INSURANCE	-	-	987	987	987	995
4195-DENTAL INSURANCE	-	-	3,792	3,792	3,792	2,880
4196-VISION INSURANCE	-	-	1,297	1,297	1,297	960
4197-UNEMPLOYMENT INSURANCE	-	-	10,965	10,965	10,965	1,658
4198-STATE DISABILITY INSURANCE	-	-	3,876	3,876	3,876	663
4199-MEDI-CAL CONTRIBUTION	-	2	4,987	4,987	4,987	3,317
4210-OFFICE SUPPLIES	-	-	1,000	1,000	1,000	1,000
4213-PUBLISHING & ADVERTISING	-	-	500	-	500	-
4218-OTHER GENERAL OFFICE	-	-	10,000	10,000	10,000	10,000
4219-PUBLISHING & MEMBERSHIP DUES	-	-	4,930	4,930	4,930	4,930
4220-AUTOMOTIVE EQUIPMENT	-	-	3,812	3,812	3,812	-
4222-COMPUTER SOFTWARE	(5,649)	-	187,091	187,091	190,500	190,500
4249-SPECIAL DEPARTMENT EXPENSE	(558)	-	4,000	3,600	5,000	5,000
4266-CONTRACT SERVICES	-	-	-	-	-	48,000
4269-r/ OTHER CONTRACT SERVICES	-	-	48,000	48,000	48,000	-

## EXPENDITURE DETAILS - CITY MANAGER

EXPENDITURES - PROGRAM/ACCOUNT	FY 2020-21	FY 2021-22	FY 2022-23	FY 2022-23	FY 2023-24	FY 2023-24
	Unaudited	Unaudited	Adj Bud	Unaudited	Adopted	Adjusted
4273-TRAINING	-	-	5,000	-	5,000	5,000
4278-MILEAGE EXPENSE	-	-	1,000	380	-	-
4336-COMPUTER EQUIPMENT AND PARTS	-	-	50,000	50,000	50,000	50,000
4960-EQUIP RENTAL ISF CHARGES	-	-	-	-	-	3,274
4962-DUPLICATION ISF CHARGES	-	-	-	-	-	3,809
4963-WORKERS COMP ISF CHARGES	-	-	-	-	-	29,662
4964-GENL LIAB ISF CHARGES	-	-	-	-	-	68,512
4996-PRIOR YEAR ADJUSTMENT	24,563	-	-	-	-	-
<b>[1001-51-010] CITY MANAGER/IT Total</b>	<b>18,356</b>	<b>156</b>	<b>683,873</b>	<b>590,477</b>	<b>687,282</b>	<b>764,840</b>
<b>[1001-51-010] r/ CITY MANAGER/IT</b>						
4101-SALARIES-PERMANENT	-	-	-	2,700	-	-
4995-TRANSFER TO/FROM PREPAID	8,333	-	-	-	-	-
<b>[1001-51-010] r/ CITY MANAGER/IT Total</b>	<b>8,333</b>	<b>-</b>	<b>-</b>	<b>2,700</b>	<b>-</b>	<b>-</b>
<b>[1004-51-0000] MEASURE P - CITY MANAGER</b>						
4162-MEASURE P STIPENDS	150	-	1,000	-	1,000	-
<b>[1004-51-0000] MEASURE P - CITY MANAGER Total</b>	<b>150</b>	<b>-</b>	<b>1,000</b>	<b>-</b>	<b>1,000</b>	<b>-</b>
<b>[1201-51-0000] SARAFF FD - CITY MANAGER</b>						
4101-SALARIES-PERMANENT	133,529	138,183	58,429	70,200	58,429	58,429
4171-OVERTIME	-	-	-	100	-	-
4190-WORKERS' COMPENSATION	5,852	4,164	987	990	987	-
4191-HEALTH INSURANCE	-	-	-	-	-	6,000
4192-RETIREMENT	-	-	-	-	-	8,180
4193-PERS EE PICKUP	-	-	-	-	-	2,629
4194-LIFE INSURANCE	344	374	426	200	426	175
4195-DENTAL INSURANCE	836	1,280	1,560	(1,700)	1,560	216
4196-VISION INSURANCE	305	468	566	200	566	72
4197-UNEMPLOYMENT INSURANCE	291	495	5,897	500	5,897	292
4198-STATE DISABILITY INSURANCE	-	-	2,081	-	2,081	117
4199-MEDI-CAL CONTRIBUTION	2,015	2,066	2,515	(900)	2,515	584
4223-AUTO ALLOWANCE	-	2,100	-	-	-	-
4960-EQUIP RENTAL ISF CHARGES	-	-	-	-	-	572
4962-DUPLICATION ISF CHARGES	-	-	-	-	-	443
4963-WORKERS COMP ISF CHARGES	-	-	-	-	-	5,178
4964-GENL LIAB ISF CHARGES	-	-	-	-	-	7,966
4996-PRIOR YEAR ADJUSTMENT	2,053	-	-	-	-	-
<b>[1201-51-0000] SARAFF FD - CITY MANAGER Total</b>	<b>145,225</b>	<b>149,130</b>	<b>72,461</b>	<b>69,590</b>	<b>72,461</b>	<b>90,853</b>
<b>[1205-51-0000] LOCAL HOUSING FD - CITY MANAGER</b>						
4194-LIFE INSURANCE	-	66	-	-	-	-
4195-DENTAL INSURANCE	-	397	-	-	-	-
4196-VISION INSURANCE	-	145	-	-	-	-
<b>[1205-51-0000] LOCAL HOUSING FD - CITY MANAG</b>	<b>-</b>	<b>609</b>	<b>-</b>	<b>-</b>	<b>-</b>	<b>-</b>
<b>[2100-51-0000] PERS FD - CITY MANAGER</b>						
4191-HEALTH INSURANCE	76,988	82,856	152,201	144,100	152,201	174,000
4192-RETIREMENT	106,604	-	118,093	96,357	118,093	135,394
4193-PERS EE PICKUP	50,020	-	63,753	63,753	63,753	43,519
<b>[2100-51-0000] PERS FD - CITY MANAGER Total</b>	<b>233,612</b>	<b>82,856</b>	<b>334,047</b>	<b>304,210</b>	<b>334,047</b>	<b>352,913</b>
<b>[2100-51-010] PERS FD - CITY MANAGER/IT</b>						
4191-HEALTH INSURANCE	-	-	-	-	-	80,000
4192-RETIREMENT	-	-	-	-	-	46,435
4193-PERS EE PICKUP	-	-	-	-	-	14,926
<b>[2100-51-010] PERS FD - CITY MANAGER/IT Total</b>	<b>-</b>	<b>-</b>	<b>-</b>	<b>-</b>	<b>-</b>	<b>141,361</b>

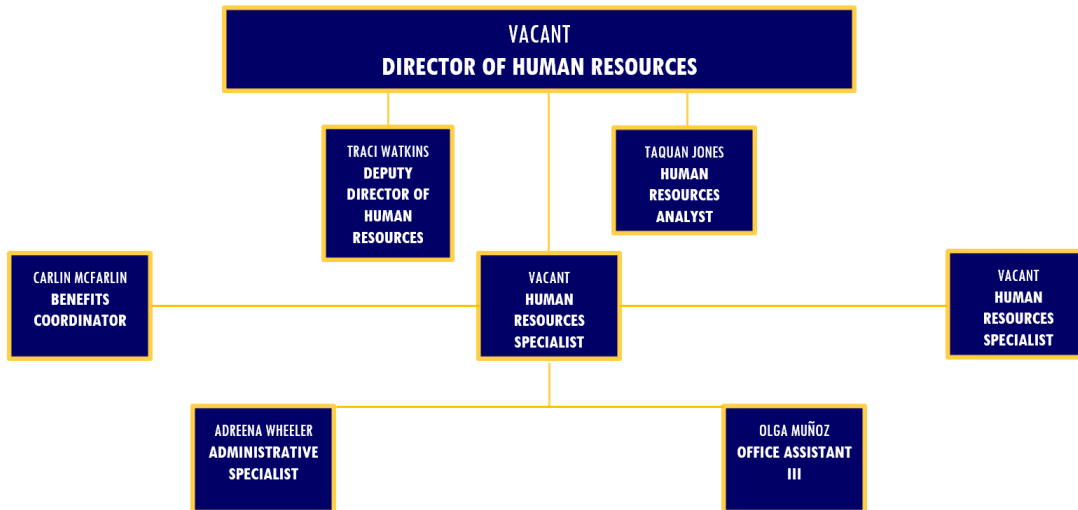
## EXPENDITURE DETAILS - CITY MANAGER

EXPENDITURES - PROGRAM/ACCOUNT	FY 2020-21 Unaudited	FY 2021-22 Unaudited	FY 2022-23 Adj Bud	FY 2022-23 Unaudited	FY 2023-24 Adopted	FY 2023-24 Adjusted
<b>[2805-51-0000] HOME PROG FD - CITY MANAGER</b>						
4245-UNCOLLECTABLES	105,319	-	-	-	-	-
4996-PRIOR YEAR ADJUSTMENT	(124,765)	-	-	-	-	-
<b>[2805-51-0000] HOME PROG FD - CITY MANAGER</b>	<b>(19,446)</b>	-	-	-	-	-
<b>[2810-51-0100] ARPA FD - CITY MANAGER/IT</b>						
4266-CONTRACT SERVICES	-	1,534,826	-	-	-	100,000
<b>[2810-51-0100] ARPA FD - CITY MANAGER/IT Total</b>	-	<b>1,534,826</b>	-	-	-	<b>100,000</b>
<b>[3031-51-0000] MTA TAX BOND FD- CITY MANAGER</b>						
4262-PROFESSIONAL SERVICES	-	-	8,600	8,600	-	-
<b>[3031-51-0000] MTA TAX BOND FD- CITY MANAGE</b>	-	-	<b>8,600</b>	<b>8,600</b>	-	-
<b>[6200-51-0000] CENTRAL DUPL ISF - CITY MANAGER</b>						
4101-SALARIES-PERMANENT	-	-	41,760	41,000	91,608	-
4171-OVERTIME	-	-	-	(100)	-	-
4190-WORKERS' COMPENSATION	-	-	931	930	931	-
4194-LIFE INSURANCE	-	-	239	239	239	-
4195-DENTAL INSURANCE	-	-	1,350	1,350	1,350	-
4196-VISION INSURANCE	-	-	470	470	470	-
4197-UNEMPLOYMENT INSURANCE	-	-	2,236	2,236	2,236	-
4198-STATE DISABILITY INSURANCE	-	-	787	787	787	-
4199-MEDI-CAL CONTRIBUTION	-	-	973	973	973	-
4210-OFFICE SUPPLIES	-	-	500	500	500	-
4236-MAINTENANCE & REPAIR	-	-	78,090	16,000	90,000	-
4249-SPECIAL DEPARTMENT EXPENSE	-	-	32,000	30,500	-	-
4262-PROFESSIONAL SERVICES	-	-	4,800	4,800	16,000	-
4800-OPEB COST-ENTERPRISE FUND	316,967	-	-	-	-	-
4898-INCREASE/DECREASE COMP ABSENCE	950	-	-	-	-	-
4899-PENSION EXPENSES	(22,107)	-	-	-	-	-
<b>[6200-51-0000] CENTRAL DUPL ISF - CITY MANAGE</b>	<b>295,809</b>	-	<b>164,136</b>	<b>99,685</b>	<b>205,094</b>	-
<b>[7002-51-0000] CATV GOVT FD - CITY MANAGER</b>						
4101-SALARIES-PERMANENT	-	-	67,922	25,300	67,922	38,232
4131-SALARIES-TEMPORARY/PART-TIME	-	-	-	-	-	29,690
4171-OVERTIME	-	-	-	100	-	-
4190-WORKERS' COMPENSATION	-	-	1,127	1,130	1,127	-
4191-HEALTH INSURANCE	-	-	-	-	-	20,000
4192-RETIREMENT	-	-	-	-	-	5,352
4193-PERS EE PICKUP	-	-	-	-	-	1,720
4194-LIFE INSURANCE	-	-	547	547	547	115
4195-DENTAL INSURANCE	-	-	2,700	2,700	2,700	720
4196-VISION INSURANCE	-	-	980	980	980	240
4197-UNEMPLOYMENT INSURANCE	-	-	4,471	4,471	4,471	191
4198-STATE DISABILITY INSURANCE	-	-	1,578	1,578	1,578	76
4199-MEDI-CAL CONTRIBUTION	-	-	1,907	1,907	1,907	813
4210-OFFICE SUPPLIES	-	-	500	500	500	500
4262-PROFESSIONAL SERVICES	-	-	20,000	20,000	20,000	20,000
4960-EQUIP RENTAL ISF CHARGES	-	-	-	-	-	664
4962-DUPLICATION ISF CHARGES	-	-	-	-	-	679
4963-WORKERS COMP ISF CHARGES	-	-	-	-	-	6,020
4964-GENL LIAB ISF CHARGES	-	-	-	-	-	12,220
<b>[7002-51-0000] CATV GOVT FD - CITY MANAGER T</b>	-	-	<b>101,732</b>	<b>59,213</b>	<b>101,732</b>	<b>137,232</b>
<b>57 - RISK MGMT</b>						
<b>[6300-57-0000] WORKERS COMP ISF - RISK MGMT</b>						
4101-SALARIES-PERMANENT	-	-	-	-	-	288,036
4171-OVERTIME	-	-	-	-	-	2,500
4191-HEALTH INSURANCE	-	-	-	-	-	70,000
4192-RETIREMENT	-	-	-	-	-	40,325
4193-PERS EE PICKUP	-	-	-	-	-	12,962

## EXPENDITURE DETAILS - CITY MANAGER

EXPENDITURES - PROGRAM/ACCOUNT	FY 2020-21 Unaudited	FY 2021-22 Unaudited	FY 2022-23 Adj Bud	FY 2022-23 Unaudited	FY 2023-24 Adopted	FY 2023-24 Adjusted
4194-LIFE INSURANCE	-	-	-	-	-	864
4195-DENTAL INSURANCE	-	-	-	-	-	2,520
4196-VISION INSURANCE	-	-	-	-	-	840
4197-UNEMPLOYMENT INSURANCE	-	-	-	-	-	1,440
4198-STATE DISABILITY INSURANCE	-	-	-	-	-	576
4199-MEDI-CAL CONTRIBUTION	-	-	-	-	-	2,880
4216-PRINTING & DUPLICATION	-	-	-	-	-	500
4218-OTHER GENERAL OFFICE	-	-	-	-	-	1,500
4223-AUTO ALLOWANCE	-	-	-	-	-	3,710
4249-SPECIAL DEPARTMENT EXPENSE	-	-	-	-	-	30,000
4262-PROFESSIONAL SERVICES	-	-	-	-	-	25,000
4265-WORKERS COMPENSATION PAYMENT	-	-	-	-	-	1,500,000
4268-INSURANCE PREMIUMS	-	-	-	-	-	485,000
4270-CONVENTIONS AND MEETINGS	-	-	-	-	-	4,000
4273-TRAINING	-	-	-	-	-	12,250
4962-DUPLICATION ISF CHARGES	-	-	-	-	-	11,462
4963-WORKERS COMP ISF CHARGES	-	-	-	-	-	7,356
<b>[6300-57-0000] WORKERS COMP ISF - RISK MGMT</b>	-	-	-	-	-	<b>2,503,721</b>
<b>[6400-57-0000] LIABILITY INS ISF - RISK MGMT</b>						
4101-SALARIES-PERMANENT	-	-	-	-	-	133,692
4191-HEALTH INSURANCE	-	-	-	-	-	30,000
4192-RETIREMENT	-	-	-	-	-	18,717
4193-PERS EE PICKUP	-	-	-	-	-	6,016
4194-LIFE INSURANCE	-	-	-	-	-	401
4195-DENTAL INSURANCE	-	-	-	-	-	1,080
4196-VISION INSURANCE	-	-	-	-	-	360
4197-UNEMPLOYMENT INSURANCE	-	-	-	-	-	668
4198-STATE DISABILITY INSURANCE	-	-	-	-	-	267
4199-MEDI-CAL CONTRIBUTION	-	-	-	-	-	1,337
4222-COMPUTER SOFTWARE	-	-	-	-	-	113,000
4223-AUTO ALLOWANCE	-	-	-	-	-	3,710
4266-CONTRACT SERVICES	-	-	-	-	-	375,000
4268-INSURANCE PREMIUMS	-	-	-	-	-	1,779,000
4273-TRAINING	-	-	-	-	-	7,700
4295-LIABILITY PAYMENT	-	-	-	-	-	3,000,000
4962-DUPLICATION ISF CHARGES	-	-	-	-	-	15,545
4963-WORKERS COMP ISF CHARGES	-	-	-	-	-	3,385
<b>[6400-57-0000] LIABILITY INS ISF - RISK MGMT Tot</b>	-	-	-	-	-	<b>5,489,878</b>
<b>DEPARTMENT TOTAL - ALL FUNDS</b>	<b>2,218,966</b>	<b>3,120,857</b>	<b>3,474,721</b>	<b>2,966,401</b>	<b>3,557,716</b>	<b>11,980,370</b>

# HUMAN RESOURCES



## EXPENDITURE SUMMARY BY PROGRAM

PROGRAM	FY 2020-21 Unaudited	FY 2021-22 Unaudited	FY 2022-23 Adj Bud	FY 2022-23 Unaudited	FY 2023-24 Adopted	FY 2023-24 Adjusted
<b>56 - HUMAN RESOURCES</b>						
[1001-56-0000] HUMAN RESOURCES	29,413	-	850,762	473,440	995,203	1,121,842
[2100-56-0000] PERS FD - HUMAN RESOURCES	-	-	264,414	157,187	264,414	301,627
[2625-56-0000] CLEAN AIR ACT FD - HUMAN RESOURCES	(35,966)	-	14,008	(3,134)	14,009	17,070
[2810-56-0000] ARPA FD - HUMAN RESOURCES	-	1,534,826	-	-	-	200,000
<b>56 - HUMAN RESOURCES Total</b>	<b>(6,553)</b>	<b>1,534,826</b>	<b>1,129,184</b>	<b>627,493</b>	<b>1,273,626</b>	<b>1,640,539</b>

## EXPENDITURE SUMMARY BY CATEGORY

EXPENDITURE CATEGORY	FY 2020-21 Unaudited	FY 2021-22 Unaudited	FY 2022-23 Adj Bud	FY 2022-23 Unaudited	FY 2023-24 Adopted	FY 2023-24 Adjusted
<b>56 - HUMAN RESOURCES</b>						
01_SALARY	-	-	555,128	390,100	682,492	670,492
02_FRINGES	-	-	332,634	195,393	332,634	325,270
03_OPEXP	29,413	1,534,826	241,422	42,000	258,500	458,500
05_TRANSFER/INTERFUND TRANS	(35,966)	-	-	-	-	186,277
<b>56 - HUMAN RESOURCES Total</b>	<b>(6,553)</b>	<b>1,534,826</b>	<b>1,129,184</b>	<b>627,493</b>	<b>1,273,626</b>	<b>1,640,539</b>

## HUMAN RESOURCES DEPARTMENT GOALS

- Reduce the City of Compton vacancy rate to 5-10% (current vacancy rate 34%)
- Fully staff HR department with permanent employees
- Create clear processes and procedures for HR operations
- Develop HR website with information for employees and public

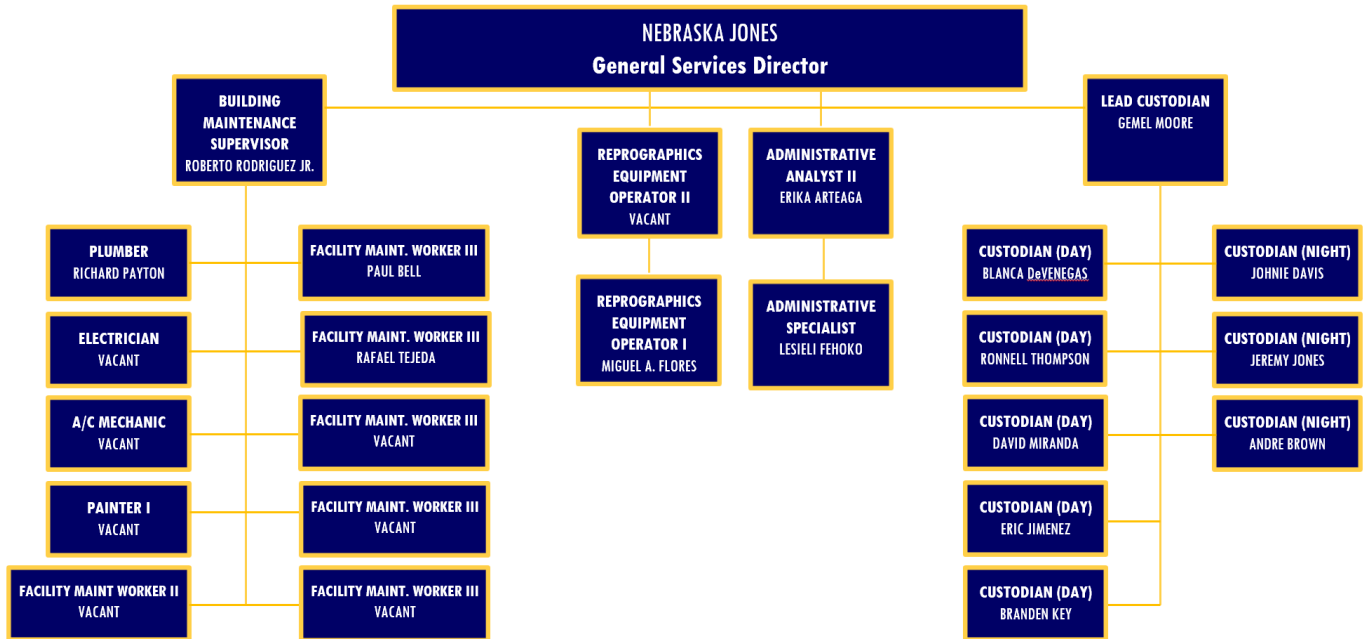
## EXPENDITURE DETAILS - HUMAN RESOURCES

EXPENDITURES - PROGRAM/ACCOUNT	FY 2020-21 Unaudited	FY 2021-22 Unaudited	FY 2022-23 Adj Bud	FY 2022-23 Unaudited	FY 2023-24 Adopted	FY 2023-24 Adjusted
<b>56 - HUMAN RESOURCES</b>						
<b>[1001-56-0000] HUMAN RESOURCES</b>						
4101-SALARIES-PERMANENT	-	-	535,484	390,600	662,848	662,848
4153-SALARIES-YOUTH COMMISSION	-	-	-	-	12,000	-
4154-SALARIES-PERSONNEL	-	-	12,000	12,200	-	-
4171-OVERTIME	-	-	4,000	200	4,000	4,000
4190-WORKERS' COMPENSATION	-	-	21,736	21,740	21,736	-
4194-LIFE INSURANCE	-	-	1,875	800	1,875	1,989
4195-DENTAL INSURANCE	-	-	8,087	3,500	8,087	6,444
4196-VISION INSURANCE	-	-	2,954	1,300	2,954	2,148
4197-UNEMPLOYMENT INSURANCE	-	-	18,718	3,000	18,718	3,314
4198-STATE DISABILITY INSURANCE	-	-	5,505	400	5,505	1,326
4199-MEDI-CAL CONTRIBUTION	-	-	7,981	6,100	7,981	6,628
4210-OFFICE SUPPLIES	-	-	2,500	1,200	5,000	5,000
4213-PUBLISHING & ADVERTISING	-	-	9,700	-	10,000	10,000
4215-POSTAGE	-	-	1,200	-	1,200	1,200
4216-PRINTING & DUPLICATION	-	-	12,000	3,300	12,000	12,000
4219-PUBLISHING & MEMBERSHIP DUES	-	-	2,500	-	5,000	5,000
4222-COMPUTER SOFTWARE	-	-	5,500	700	10,500	10,500
4223-AUTO ALLOWANCE	-	-	8,400	5,300	12,500	12,500
4249-SPECIAL DEPARTMENT EXPENSE	-	-	6,481	2,800	5,000	5,000
4260-MEDICAL SERVICES	-	-	10,000	5,500	35,000	35,000
4262-PROFESSIONAL SERVICES	4,283	-	53,152	2,600	65,000	65,000
4263-EDUCATION REIMBURSEMENT EMPLOY	-	-	4,000	-	10,000	10,000
4266-CONTRACT SERVICES	-	-	-	-	-	40,000
4267-LATE FEES	-	-	300	100	-	-
4269-r/ OTHER CONTRACT SERVICES	25,130	-	57,370	8,400	40,000	-
4270-CONVENTIONS AND MEETINGS	-	-	3,000	-	3,000	3,000
4273-TRAINING	-	-	19,000	2,500	35,000	35,000
4278-MILEAGE EXPENSE	-	-	300	-	300	300
4335-OFFICE FURNITURE & EQUIPMENT	-	-	11,000	-	-	-
4336-COMPUTER EQUIPMENT AND PARTS	-	-	26,019	1,200	-	-
4962-DUPLICATION ISF CHARGES	-	-	-	-	-	5,418
4963-WORKERS COMP ISF CHARGES	-	-	-	-	-	19,558
4964-GENL LIAB ISF CHARGES	-	-	-	-	-	158,669
<b>[1001-56-0000] HUMAN RESOURCES Total</b>	<b>29,413</b>	<b>-</b>	<b>850,762</b>	<b>473,440</b>	<b>995,203</b>	<b>1,121,842</b>
<b>[2100-56-0000] PERS FD - HUMAN RESOURCES</b>						
4191-HEALTH INSURANCE	-	-	157,199	62,100	157,199	179,000
4192-RETIREMENT	-	-	65,894	53,766	65,894	92,799
4193-PERS EE PICKUP	-	-	41,321	41,321	41,321	29,828
<b>[2100-56-0000] PERS FD - HUMAN RESOURCES Tot</b>	<b>-</b>	<b>-</b>	<b>264,414</b>	<b>157,187</b>	<b>264,414</b>	<b>301,627</b>
<b>[2625-56-0000] CLEAN AIR ACT FD - HUMAN RESOURCES</b>						
4101-SALARIES-PERMANENT	-	-	3,644	(12,900)	3,644	3,644
4190-WORKERS' COMPENSATION	-	-	188	190	188	-
4191-HEALTH INSURANCE	-	-	-	-	-	1,000
4192-RETIREMENT	-	-	-	-	-	510
4193-PERS EE PICKUP	-	-	-	-	-	164
4194-LIFE INSURANCE	-	-	18	18	18	11
4195-DENTAL INSURANCE	-	-	71	71	71	36
4196-VISION INSURANCE	-	-	91	91	91	12
4197-UNEMPLOYMENT INSURANCE	-	-	579	579	579	18
4198-STATE DISABILITY INSURANCE	-	-	170	170	170	7
4199-MEDI-CAL CONTRIBUTION	-	-	247	247	247	36
4249-SPECIAL DEPARTMENT EXPENSE	-	-	9,000	8,400	9,000	9,000
4962-DUPLICATION ISF CHARGES	-	-	-	-	-	83
4963-WORKERS COMP ISF CHARGES	-	-	-	-	-	107
4964-GENL LIAB ISF CHARGES	-	-	-	-	-	2,442
4996-PRIOR YEAR ADJUSTMENT	(35,966)	-	-	-	-	-
<b>[2625-56-0000] CLEAN AIR ACT FD - HUMAN RESO</b>	<b>(35,966)</b>	<b>-</b>	<b>14,008</b>	<b>(3,134)</b>	<b>14,009</b>	<b>17,070</b>

## EXPENDITURE DETAILS - HUMAN RESOURCES

EXPENDITURES - PROGRAM/ACCOUNT	FY 2020-21 Unaudited	FY 2021-22 Unaudited	FY 2022-23 Adj Bud	FY 2022-23 Unaudited	FY 2023-24 Adopted	FY 2023-24 Adjusted
[2810-56-0000] ARPA FD - HUMAN RESOURCES						
4266-CONTRACT SERVICES	-	1,534,826	-	-	-	200,000
[2810-56-0000] ARPA FD - HUMAN RESOURCES To	-	1,534,826	-	-	-	200,000
<b>DEPARTMENT TOTAL - ALL FUNDS</b>	<b>(6,553)</b>	<b>1,534,826</b>	<b>1,129,184</b>	<b>627,493</b>	<b>1,273,626</b>	<b>1,640,539</b>

# GENERAL SERVICES



## EXPENDITURE SUMMARY BY PROGRAM

PROGRAM	FY 2020-21 Unaudited	FY 2021-22 Unaudited	FY 2022-23 Adj Bud	FY 2022-23 Unaudited	FY 2023-24 Adopted	FY 2023-24 Adjusted
<b>60 - GENERAL SERVICES</b>						
[1001-60-0000] GENERAL SERVICES	188,223	(2,171)	-	-	-	-
[1001-62-0000] r/ CTRL DUPL	351,131	409,474	10,609	300	-	-
[1001-62-0100] r/ INTERNAL SERVICES/ IT	468,866	382,861	19,620	19,700	-	-
[1004-60-0000] MEASURE P - GENERAL SVCS	-	675	1,712,590	1,474,260	1,929,650	2,599,218
[2100-60-0000] PERS FD - GENERAL SVCS	-	-	617,852	176,707	617,852	692,957
[2100-62-0000] r/ PERS FD - CTRL DUPL	182,866	141,972	-	-	-	-
[2625-62-0000] r/ CLEAN AIR ACT FD - CTRL DUPL	6,894	7,462	-	-	-	-
[6000-60-0000] EQUIPMENT RENTAL ISF - GENERAL SVCS	(12,658)	-	38,123	38,123	38,123	-
[6200-60-0000] CENTRAL DUPL ISF - CENTRAL DUPLICATION	-	-	-	-	-	370,478
[6200-62-0000] r/ CENTRAL DUPL ISF - CTRL DUPL	156,247	121,393	-	(200)	-	-
[7002-62-0000] r/ CATV GOVT FD - CTRL DUPL	53,367	38,922	-	-	-	-
<b>60 - GENERAL SERVICES Total</b>	<b>1,394,936</b>	<b>1,100,588</b>	<b>2,398,794</b>	<b>1,708,890</b>	<b>2,585,625</b>	<b>3,662,653</b>

## EXPENDITURE SUMMARY BY CATEGORY

EXPENDITURE CATEGORY	FY 2020-21 Unaudited	FY 2021-22 Unaudited	FY 2022-23 Adj Bud	FY 2022-23 Unaudited	FY 2023-24 Adopted	FY 2023-24 Adjusted
<b>60 - GENERAL SERVICES</b>						
01_SALARY	646,910	643,960	1,051,472	827,200	1,293,232	1,382,840
02_FRINGES	220,805	176,763	807,150	366,005	807,150	800,920
03_OPEXP	507,685	279,865	506,962	482,475	360,243	484,120
04_DEBTSERVICE	-	-	33,210	33,210	125,000	-
05_TRANSFER/INTERFUND TRANS	19,536	-	-	-	-	994,773
<b>60 - GENERAL SERVICES Total</b>	<b>1,394,936</b>	<b>1,100,588</b>	<b>2,398,794</b>	<b>1,708,890</b>	<b>2,585,625</b>	<b>3,662,653</b>

## **GENERAL SERVICES DEPARTMENT GOALS**

- Initiate projects Fire Station 1 and 3.
- Bathroom renovations for Fire Station 2.
- Replace or repair Burrell McDonald Park, Kelly Park, Lueders Park, and CareerLink HVAC units.
- Initiate elevator maintenance service and duct cleaning agreements for City Hall.
- Renew lease agreements.
- Implement a new internal GS work order system.

**EXPENDITURE DETAILS - GENERAL SERVICES**

EXPENDITURES - PROGRAM/ACCOUNT	FY 2020-21 Unaudited	FY 2021-22 Unaudited	FY 2022-23 Adj Bud	FY 2022-23 Unaudited	FY 2023-24 Adopted	FY 2023-24 Adjusted
<b>60 - GENERAL SERVICES</b>						
<b>[1001-60-0000] GENERAL SERVICES</b>						
4101-SALARIES-PERMANENT	(656)	(686)	-	-	-	-
4171-OVERTIME	-	(1,610)	-	-	-	-
4224-CELL PHONE ALLOWANCE	-	125	-	-	-	-
4246-UNIFORMS REPLACEMENT	(192)	-	-	-	-	-
4269-r/ OTHER CONTRACT SERVICES	183,270	-	-	-	-	-
4996-PRIOR YEAR ADJUSTMENT	5,800	-	-	-	-	-
<b>[1001-60-0000] GENERAL SERVICES Total</b>	<b>188,223</b>	<b>(2,171)</b>	<b>-</b>	<b>-</b>	<b>-</b>	<b>-</b>
<b>[1004-60-0000] MEASURE P - GENERAL SVCS</b>						
4101-SALARIES-PERMANENT	-	-	1,027,472	768,900	1,259,232	1,259,232
4171-OVERTIME	-	-	5,000	39,600	15,000	15,000
4181-STANDBY	-	-	19,000	16,900	19,000	16,900
4190-WORKERS' COMPENSATION	-	-	102,770	102,770	102,770	-
4194-LIFE INSURANCE	-	-	4,209	4,209	4,209	3,778
4195-DENTAL INSURANCE	-	-	22,629	22,629	22,629	16,560
4196-VISION INSURANCE	-	-	8,265	8,265	8,265	5,520
4197-UNEMPLOYMENT INSURANCE	-	-	32,987	32,987	32,987	6,296
4198-STATE DISABILITY INSURANCE	-	-	6,810	6,810	6,810	2,518
4199-MEDI-CAL CONTRIBUTION	-	-	11,628	11,628	11,628	12,592
4210-OFFICE SUPPLIES	-	-	1,950	1,950	1,800	1,800
4216-PRINTING & DUPLICATION	-	-	2,000	2,000	2,000	2,000
4219-PUBLISHING & MEMBERSHIP DUES	-	-	-	-	600	600
4223-AUTO ALLOWANCE	-	-	350	350	4,200	4,200
4236-MAINTENANCE & REPAIR	-	-	144,962	135,000	110,000	150,000
4239-CUSTODIAL SUPPLIES	-	-	89,977	89,977	90,000	90,000
4243-BOOT ALLOWANCE/REPLACEMENT	-	-	2,650	700	2,650	2,650
4246-UNIFORMS REPLACEMENT	-	-	13,061	12,600	14,000	14,000
4249-SPECIAL DEPARTMENT EXPENSE	-	-	32,500	33,600	11,000	11,000
4262-PROFESSIONAL SERVICES	-	675	41,825	41,825	47,950	47,950
4266-CONTRACT SERVICES	-	-	-	-	-	37,920
4267-LATE FEES	-	-	2,025	1,040	-	-
4269-r/ OTHER CONTRACT SERVICES	-	-	104,710	104,710	37,920	-
4297-DEBT SERVICE PAYMENT	-	-	33,210	33,210	125,000	-
4336-COMPUTER EQUIPMENT AND PARTS	-	-	2,600	2,600	-	-
4960-EQUIP RENTAL ISF CHARGES	-	-	-	-	-	503,926
4962-DUPLICATION ISF CHARGES	-	-	-	-	-	9,820
4963-WORKERS COMP ISF CHARGES	-	-	-	-	-	37,921
4964-GENL LIAB ISF CHARGES	-	-	-	-	-	347,035
<b>[1004-60-0000] MEASURE P - GENERAL SVCS Total</b>	<b>-</b>	<b>675</b>	<b>1,712,590</b>	<b>1,474,260</b>	<b>1,929,650</b>	<b>2,599,218</b>
<b>[2100-60-0000] PERS FD - GENERAL SVCS</b>						
4191-HEALTH INSURANCE	-	-	426,683	7,500	426,683	460,000
4192-RETIREMENT	-	-	119,320	97,358	119,320	176,292
4193-PERS EE PICKUP	-	-	71,849	71,849	71,849	56,665
<b>[2100-60-0000] PERS FD - GENERAL SVCS Total</b>	<b>-</b>	<b>-</b>	<b>617,852</b>	<b>176,707</b>	<b>617,852</b>	<b>692,957</b>
<b>[6000-60-0000] EQUIPMENT RENTAL ISF - GENERAL SVCS</b>						
4220-AUTOMOTIVE EQUIPMENT	-	-	38,123	38,123	38,123	-
4996-PRIOR YEAR ADJUSTMENT	(12,658)	-	-	-	-	-
<b>[6000-60-0000] EQUIPMENT RENTAL ISF - GENERA</b>	<b>(12,658)</b>	<b>-</b>	<b>38,123</b>	<b>38,123</b>	<b>38,123</b>	<b>-</b>
<b>[6200-60-0000] CENTRAL DUPL ISF - CENTRAL DUPLICATION</b>						
4101-SALARIES-PERMANENT	-	-	-	-	-	91,608
4171-OVERTIME	-	-	-	-	-	100
4191-HEALTH INSURANCE	-	-	-	-	-	40,000
4192-RETIREMENT	-	-	-	-	-	12,825
4193-PERS EE PICKUP	-	-	-	-	-	4,122
4194-LIFE INSURANCE	-	-	-	-	-	275
4195-DENTAL INSURANCE	-	-	-	-	-	1,440

## EXPENDITURE DETAILS - GENERAL SERVICES

EXPENDITURES - PROGRAM/ACCOUNT	FY 2020-21 Unaudited	FY 2021-22 Unaudited	FY 2022-23 Adj Bud	FY 2022-23 Unaudited	FY 2023-24 Adopted	FY 2023-24 Adjusted
4196-VISION INSURANCE	-	-	-	-	-	480
4197-UNEMPLOYMENT INSURANCE	-	-	-	-	-	458
4198-STATE DISABILITY INSURANCE	-	-	-	-	-	183
4199-MEDI-CAL CONTRIBUTION	-	-	-	-	-	916
4210-OFFICE SUPPLIES	-	-	-	-	-	59,000
4217-PRINTING&DUPLICATING-OUTSIDE	-	-	-	-	-	1,000
4236-MAINTENANCE & REPAIR	-	-	-	-	-	30,000
4249-SPECIAL DEPARTMENT EXPENSE	-	-	-	-	-	16,000
4262-PROFESSIONAL SERVICES	-	-	-	-	-	16,000
4960-EQUIP RENTAL ISF CHARGES	-	-	-	-	-	35,793
4962-DUPLICATION ISF CHARGES	-	-	-	-	-	1,585
4963-WORKERS COMP ISF CHARGES	-	-	-	-	-	2,693
4964-GENL LIAB ISF CHARGES	-	-	-	-	-	56,000
<b>[6200-60-0000] CENTRAL DUPL ISF - CENTRAL DUP</b>	-	-	-	-	-	<b>370,478</b>
<b>62 - CENTRAL DUPLICATION</b>						
<b>[1001-62-0000] r/ CTRL DUPL</b>						
4101-SALARIES-PERMANENT	240,867	286,122	-	-	-	-
4154-SALARIES-PERSONNEL	9,000	7,300	-	1,800	-	-
4171-OVERTIME	883	1,153	-	-	-	-
4190-WORKERS' COMPENSATION	4,095	2,498	-	-	-	-
4194-LIFE INSURANCE	1,050	1,314	-	-	-	-
4195-DENTAL INSURANCE	2,475	3,916	-	-	-	-
4196-VISION INSURANCE	2,125	2,090	-	-	-	-
4197-UNEMPLOYMENT INSURANCE	2,196	1,736	-	-	-	-
4198-STATE DISABILITY INSURANCE	8	-	-	-	-	-
4199-MEDI-CAL CONTRIBUTION	3,538	4,274	-	-	-	-
4210-OFFICE SUPPLIES	1,264	1,267	-	-	-	-
4213-PUBLISHING & ADVERTISING	-	1,400	-	-	-	-
4215-POSTAGE	440	182	-	-	-	-
4216-PRINTING & DUPLICATION	7,334	7,707	-	-	-	-
4219-PUBLISHING & MEMBERSHIP DUES	2,500	589	-	-	-	-
4223-AUTO ALLOWANCE	1,050	3,500	-	-	-	-
4249-SPECIAL DEPARTMENT EXPENSE	2,581	550	-	-	-	-
4260-MEDICAL SERVICES	2,998	4,490	-	-	-	-
4262-PROFESSIONAL SERVICES	34,747	46,330	-	-	-	-
4269-r/ OTHER CONTRACT SERVICES	20,780	30,696	10,609	(1,500)	-	-
4273-TRAINING	1,484	2,269	-	-	-	-
4278-MILEAGE EXPENSE	68	91	-	-	-	-
4996-PRIOR YEAR ADJUSTMENT	9,648	-	-	-	-	-
<b>[1001-62-0000] r/ CTRL DUPL Total</b>	<b>351,131</b>	<b>409,474</b>	<b>10,609</b>	<b>300</b>	-	-
<b>[1001-62-0100] r/ INTERNAL SERVICES/ IT</b>						
4101-SALARIES-PERMANENT	258,065	246,740	-	-	-	-
4171-OVERTIME	1,835	2,194	-	-	-	-
4190-WORKERS' COMPENSATION	2,188	2,500	-	-	-	-
4194-LIFE INSURANCE	1,140	828	-	-	-	-
4195-DENTAL INSURANCE	3,184	2,927	-	-	-	-
4196-VISION INSURANCE	795	812	-	-	-	-
4197-UNEMPLOYMENT INSURANCE	2,194	1,545	-	-	-	-
4198-STATE DISABILITY INSURANCE	344	-	-	-	-	-
4199-MEDI-CAL CONTRIBUTION	3,886	3,668	-	-	-	-
4210-OFFICE SUPPLIES	479	460	-	-	-	-
4218-OTHER GENERAL OFFICE	4,085	-	-	-	-	-
4220-AUTOMOTIVE EQUIPMENT	3,812	-	-	-	-	-
4222-COMPUTER SOFTWARE	116,952	85,596	19,620	19,700	-	-
4223-AUTO ALLOWANCE	4,200	4,200	-	-	-	-

## EXPENDITURE DETAILS - GENERAL SERVICES

EXPENDITURES - PROGRAM/ACCOUNT	FY 2020-21 Unaudited	FY 2021-22 Unaudited	FY 2022-23 Adj Bud	FY 2022-23 Unaudited	FY 2023-24 Adopted	FY 2023-24 Adjusted
4249-SPECIAL DEPARTMENT EXPENSE	2,359	716	-	-	-	-
4269-r/ OTHER CONTRACT SERVICES	47,875	20,000	-	-	-	-
4336-COMPUTER EQUIPMENT AND PARTS	11,452	10,676	-	-	-	-
4996-PRIOR YEAR ADJUSTMENT	4,022	-	-	-	-	-
<b>[1001-62-010] r/ INTERNAL SERVICES/ IT Total</b>	<b>468,866</b>	<b>382,861</b>	<b>19,620</b>	<b>19,700</b>	-	-
<b>[2100-62-0000] r/ PERS FD - CTRL DUPL</b>						
4191-HEALTH INSURANCE	158,929	141,972	-	-	-	-
4192-RETIREMENT	63,329	-	-	-	-	-
4193-PERS EE PICKUP	(39,391)	-	-	-	-	-
<b>[2100-62-0000] r/ PERS FD - CTRL DUPL Total</b>	<b>182,866</b>	<b>141,972</b>	-	-	-	-
<b>[2625-62-0000] r/ CLEAN AIR ACT FD - CTRL DUPL</b>						
4249-SPECIAL DEPARTMENT EXPENSE	6,089	7,462	-	-	-	-
4996-PRIOR YEAR ADJUSTMENT	806	-	-	-	-	-
<b>[2625-62-0000] r/ CLEAN AIR ACT FD - CTRL DUPL 1</b>	<b>6,894</b>	<b>7,462</b>	-	-	-	-
<b>[6200-62-0000] r/ CENTRAL DUPL ISF - CTRL DUPL</b>						
4101-SALARIES-PERMANENT	89,649	65,370	-	-	-	-
4171-OVERTIME	-	1,234	-	-	-	-
4190-WORKERS' COMPENSATION	1,341	600	-	-	-	-
4194-LIFE INSURANCE	441	314	-	-	-	-
4195-DENTAL INSURANCE	2,389	1,687	-	-	-	-
4197-UNEMPLOYMENT INSURANCE	868	434	-	-	-	-
4199-MEDI-CAL CONTRIBUTION	1,300	966	-	-	-	-
4220-AUTOMOTIVE EQUIPMENT	3,812	-	-	-	-	-
4236-MAINTENANCE & REPAIR	23,147	17,702	-	-	-	-
4249-SPECIAL DEPARTMENT EXPENSE	22,361	26,871	-	(200)	-	-
4262-PROFESSIONAL SERVICES	-	6,217	-	-	-	-
4898-INCREASE/DECREASE COMP ABSENCE	8,362	-	-	-	-	-
4996-PRIOR YEAR ADJUSTMENT	2,578	-	-	-	-	-
<b>[6200-62-0000] r/ CENTRAL DUPL ISF - CTRL DUPL</b>	<b>156,247</b>	<b>121,393</b>	-	<b>(200)</b>	-	-
<b>[7002-62-0000] r/ CATV GOVT FD - CTRL DUPL</b>						
4101-SALARIES-PERMANENT	47,158	36,131	-	-	-	-
4171-OVERTIME	110	12	-	-	-	-
4190-WORKERS' COMPENSATION	449	553	-	-	-	-
4194-LIFE INSURANCE	295	238	-	-	-	-
4195-DENTAL INSURANCE	-	546	-	-	-	-
4196-VISION INSURANCE	-	200	-	-	-	-
4197-UNEMPLOYMENT INSURANCE	672	623	-	-	-	-
4198-STATE DISABILITY INSURANCE	232	-	-	-	-	-
4199-MEDI-CAL CONTRIBUTION	735	524	-	-	-	-
4210-OFFICE SUPPLIES	-	96	-	-	-	-
4236-MAINTENANCE & REPAIR	2,738	-	-	-	-	-
4996-PRIOR YEAR ADJUSTMENT	978	-	-	-	-	-
<b>[7002-62-0000] r/ CATV GOVT FD - CTRL DUPL Tot:</b>	<b>53,367</b>	<b>38,922</b>	-	-	-	-
<b>DEPARTMENT TOTAL - ALL FUNDS</b>	<b>1,394,936</b>	<b>1,100,588</b>	<b>2,398,794</b>	<b>1,708,890</b>	<b>2,585,625</b>	<b>3,662,653</b>

# NON-DEPARTMENT

## EXPENDITURE SUMMARY BY PROGRAM

PROGRAM	FY 2020-21 Unaudited	FY 2021-22 Unaudited	FY 2022-23 Adj Bud	FY 2022-23 Unaudited	FY 2023-24 Adopted	FY 2023-24 Adjusted
<b>61 - NON-DEPARTMENT</b>						
[1001-61-0000] NON-DEPT	8,488,725	4,200,937	6,046,199	6,008,671	6,352,663	6,565,360
[1001-61-0016] NON-DEPT [PROJ 0016]	367,642	2,159,963	-	-	-	-
[1004-61-0000] MEASURE P - NON-DEPT	1,373,152	2,980,544	13,615,510	11,858,237	4,300,000	3,307,218
[1520-61-0DSP] MEASURE R - DEBT SVCS	-	-	-	-	597,460	-
[1528-61-0000] MEASURE M FD - NON DEPT	-	-	-	-	810,838	-
[2100-61-0000] PERS FD - NON-DEPT	14,941,085	16,117,206	11,204,526	15,924,500	15,354,798	19,302,970
[2502-61-0000] STREET LIGHTING FD - NON-DEPT	1,174,071	1,575,864	1,706,400	1,379,300	1,706,400	1,867,886
[2810-61-0000] ARPA FD - NON-DEPT	-	1,602,691	-	-	-	-
[3030-61-0000] LEASE REV BOND - NON-DEPT	966,446	973,488	3,770,771	3,770,771	3,620,856	975,232
[3030-61-0016] LEASE REV BOND - NON-DEPT [PROJ 0016]	2,625,425	2,647,125	-	2,645,300	-	2,645,625
[3031-61-0DSP] MTA TAX BOND FD - DEBT SVCS	-	-	-	-	2,133,785	38,385
[5000-61-0000] WATER FD - NON-DEPT	296,459	516,821	926,200	979,690	1,070,000	905,514
[5003-61-0000] WATER BOND 2009 FD - NON-DEPT	-	-	-	1,863,910	-	-
[5100-61-0000] RUBBISH FD - NON-DEPT	-	-	1,200	-	-	-
[5116-61-0000] SEWER FD - NON-DEPT	-	-	-	259,990	-	-
[5116-61-0DSP] SEWER FD - DEBT SVCS	-	-	-	-	15,588	-
[5117-61-0000] SEWER BOND 2009 FD - NON-DEPT	-	-	-	303,590	-	-
[5117-61-0DSP] SEWER BOND 2009 FD - DEBT SVCS	-	-	-	-	856,125	-
[6000-61-0000] EQUIPMENT RENTAL ISF - NON-DEPT	-	-	-	651,460	-	-
[6200-61-0000] CENTRAL DUPL ISF - NON-DEPT	1,393	-	1,393	8,650	-	-
[6300-61-0000] WORKERS COMP ISF - NON-DEPT	1,898	-	1,898	-	-	-
[6400-61-0000] LIABILITY INS ISF - NON-DEPT	43,066	-	49,006	-	-	-
<b>61 - NON-DEPARTMENT Total</b>	<b>30,279,362</b>	<b>32,774,638</b>	<b>37,323,103</b>	<b>45,654,069</b>	<b>36,818,513</b>	<b>35,608,190</b>

## EXPENDITURE SUMMARY BY CATEGORY

EXPENDITURE CATEGORY	FY 2020-21 Unaudited	FY 2021-22 Unaudited	FY 2022-23 Adj Bud	FY 2022-23 Unaudited	FY 2023-24 Adopted	FY 2023-24 Adjusted
<b>61 - NON-DEPARTMENT</b>						
01_SALARY	413,141	1,785,515	459,113	31,800	484,560	-
02_FRINGES	14,914,386	16,162,982	10,920,413	15,900,200	15,045,238	15,900,000
03_OPEXP	4,427,444	6,293,447	8,301,151	6,199,850	7,973,405	7,678,405
04_DEBTSERVICE	4,941,713	5,056,871	4,180,445	6,655,071	6,745,346	3,620,857
05_TRANSFER/INTERFUND TRANS	5,058,102	2,932,015	11,011,108	14,416,248	6,569,964	8,408,928
06_CAPITAL	524,575	543,809	2,450,873	2,450,900	-	-
<b>61 - NON-DEPARTMENT Total</b>	<b>30,279,362</b>	<b>32,774,638</b>	<b>37,323,103</b>	<b>45,654,069</b>	<b>36,818,513</b>	<b>35,608,190</b>

**EXPENDITURE DETAILS - NON-DEPARTMENT**

EXPENDITURES - PROGRAM/ACCOUNT	FY 2020-21 Unaudited	FY 2021-22 Unaudited	FY 2022-23 Adj Bud	FY 2022-23 Unaudited	FY 2023-24 Adopted	FY 2023-24 Adjusted
<b>61 - NON-DEPARTMENT</b>						
<b>[1001-61-0000] NON-DEPT</b>						
4181-STANDBY	-	-	180,000	-	200,000	-
4183-SEVERENCE PAY	413,141	250,650	-	6,800	-	-
4195-DENTAL INSURANCE	-	(397)	-	(200)	-	-
4196-VISION INSURANCE	-	(137)	-	-	-	-
4197-UNEMPLOYMENT INSURANCE	-	10	-	-	-	-
4199-MEDI-CAL CONTRIBUTION	261	-	-	-	-	-
4211-INTERFUND INT EXPENSE	146,991	-	-	-	-	-
4218-OTHER GENERAL OFFICE	2,800	-	20,044	20,100	-	-
4224-CELL PHONE ALLOWANCE	20,296	19,188	25,000	16,500	28,200	28,200
4238-SPECIAL PROJECTS	-	15,000	1,500	1,000	-	-
4250-COMMUNICATION	649,411	629,123	600,000	825,600	600,000	600,000
4253-ELECTRICITY	690,771	588,033	598,000	698,800	605,000	605,000
4256-GAS	52,298	66,648	65,000	84,700	100,000	100,000
4257-BANK FEES/CHARGES	39,475	19,791	21,666	16,300	35,000	35,000
4259-WATER	426,673	394,149	398,385	324,400	415,420	415,420
4267-LATE FEES	-	2,402	-	4,900	-	-
4270-CONVENTIONS AND MEETINGS	2,464	2,165	8,456	-	50,000	50,000
4273-TRAINING	2,000	6,000	-	-	-	-
4280-PENALTY INTEREST	446	-	-	-	-	-
4282-INTEREST EXPENSE	30,200	17,956	157,377	-	157,377	-
4290-CONTRIBUTIONS TO OTHER FUNDS	3,444,500	766,056	3,770,771	3,770,771	4,161,666	3,620,857
4297-DEBT SERVICE PAYMENT	1,388,363	1,418,302	-	39,000	-	-
4336-COMPUTER EQUIPMENT AND PARTS	1,396	-	-	-	-	-
4400-DEBT PAYMENT-SEWER FUND	-	-	200,000	200,000	-	-
4962-DUPLICATION ISF CHARGES	-	-	-	-	-	10,589
4963-WORKERS COMP ISF CHARGES	-	-	-	-	-	1,100,294
4996-PRIOR YEAR ADJUSTMENT	1,177,239	5,996	-	-	-	-
<b>[1001-61-0000] NON-DEPT Total</b>	<b>8,488,725</b>	<b>4,200,937</b>	<b>6,046,199</b>	<b>6,008,671</b>	<b>6,352,663</b>	<b>6,565,360</b>
<b>[1001-61-0016] NON-DEPT [PROJ 0016]</b>						
4290-CONTRIBUTIONS TO OTHER FUNDS	-	2,159,963	-	-	-	-
4996-PRIOR YEAR ADJUSTMENT	367,642	-	-	-	-	-
<b>[1001-61-0016] NON-DEPT [PROJ 0016] Total</b>	<b>367,642</b>	<b>2,159,963</b>	<b>-</b>	<b>-</b>	<b>-</b>	<b>-</b>
<b>[1004-61-0000] MEASURE P - NON-DEPT</b>						
4171-OVERTIME	-	-	20,000	25,000	-	-
4197-UNEMPLOYMENT INSURANCE	-	-	-	100	-	-
4198-STATE DISABILITY INSURANCE	-	-	-	100	-	-
4199-MEDI-CAL CONTRIBUTION	-	-	-	500	-	-
4217-PRINTING&DUPLICATING-OUTSIDE	19,367	19,532	100,000	-	100,000	100,000
4238-SPECIAL PROJECTS	-	-	100,000	86,500	100,000	100,000
4262-PROFESSIONAL SERVICES	-	62,066	-	-	-	-
4266-CONTRACT SERVICES	-	-	-	-	-	3,050,000
4267-LATE FEES	-	-	5,793	5,800	-	-
4269-r/ OTHER CONTRACT SERVICES	304,282	2,344,067	3,698,507	2,049,000	3,050,000	-
4273-TRAINING	-	-	-	-	50,000	50,000
4290-CONTRIBUTIONS TO OTHER FUNDS	-	-	7,240,337	7,240,337	1,000,000	-
4300-CAPITAL OUTLAY	524,575	543,809	2,345,200	2,345,200	-	-
4334-MACHINERY & EQUIPMENT	-	-	105,673	105,700	-	-
4336-COMPUTER EQUIPMENT AND PARTS	24,927	11,070	-	-	-	-
4399-GRANTS MATCH	500,000	-	-	-	-	-
4962-DUPLICATION ISF CHARGES	-	-	-	-	-	7,218
<b>[1004-61-0000] MEASURE P - NON-DEPT Total</b>	<b>1,373,152</b>	<b>2,980,544</b>	<b>13,615,510</b>	<b>11,858,237</b>	<b>4,300,000</b>	<b>3,307,218</b>
<b>[1520-61-0DSP] MEASURE R - DEBT SVCS</b>						
4290-CONTRIBUTIONS TO OTHER FUNDS	-	-	-	-	597,460	-
<b>[1520-61-0DSP] MEASURE R - DEBT SVCS Total</b>	<b>-</b>	<b>-</b>	<b>-</b>	<b>-</b>	<b>597,460</b>	<b>-</b>

## EXPENDITURE DETAILS - NON-DEPARTMENT

EXPENDITURES - PROGRAM/ACCOUNT	FY 2020-21 Unaudited	FY 2021-22 Unaudited	FY 2022-23 Adj Bud	FY 2022-23 Unaudited	FY 2023-24 Adopted	FY 2023-24 Adjusted
<b>[1528-61-0000] MEASURE M FD - NON DEPT</b>						
4290-CONTRIBUTIONS TO OTHER FUNDS	-	-	-	-	810,838	-
<b>[1528-61-0000] MEASURE M FD - NON DEPT Total</b>	-	-	-	-	<b>810,838</b>	-
<b>[2100-61-0000] PERS FD - NON-DEPT</b>						
4181-STANDBY	-	-	259,113	-	284,560	-
4191-HEALTH INSURANCE	14,912,051	16,095,680	10,920,413	15,899,700	15,045,238	15,900,000
4192-RETIREMENT	1,507	-	-	-	-	-
4193-PERS EE PICKUP	566	-	-	-	-	-
4266-CONTRACT SERVICES	26,461	18,772	25,000	21,000	25,000	25,000
4267-LATE FEES	-	2,754	-	3,800	-	-
4280-PENALTY INTEREST	500	-	-	-	-	-
4993-XFER OUT FOR PERS SUPPORT	-	-	-	-	-	3,377,970
<b>[2100-61-0000] PERS FD - NON-DEPT Total</b>	<b>14,941,085</b>	<b>16,117,206</b>	<b>11,204,526</b>	<b>15,924,500</b>	<b>15,354,798</b>	<b>19,302,970</b>
<b>[2502-61-0000] STREET LIGHTING FD - NON-DEPT</b>						
4253-ELECTRICITY	1,112,531	1,513,994	1,500,000	1,309,600	1,500,000	1,500,000
4259-WATER	61,540	61,743	206,400	68,600	206,400	206,400
4267-LATE FEES	-	127	-	1,100	-	-
4910-ADMINISTRATIVE OVERHEAD	-	-	-	-	-	154,519
4962-DUPLICATION ISF CHARGES	-	-	-	-	-	6,967
<b>[2502-61-0000] STREET LIGHTING FD - NON-DEPT 1</b>	<b>1,174,071</b>	<b>1,575,864</b>	<b>1,706,400</b>	<b>1,379,300</b>	<b>1,706,400</b>	<b>1,867,886</b>
<b>[2810-61-0000] ARPA FD - NON-DEPT</b>						
4103-SALARIES-OTHER	-	1,534,826	-	-	-	-
4180-FICA CONTRIBUTION	-	39	-	-	-	-
4190-WORKERS' COMPENSATION	-	42,293	-	-	-	-
4197-UNEMPLOYMENT INSURANCE	-	2,197	-	-	-	-
4198-STATE DISABILITY INSURANCE	-	1,621	-	-	-	-
4199-MEDI-CAL CONTRIBUTION	-	21,715	-	-	-	-
<b>[2810-61-0000] ARPA FD - NON-DEPT Total</b>	-	<b>1,602,691</b>	-	-	-	-
<b>[3030-61-0000] LEASE REV BOND - NON-DEPT</b>						
4282-INTEREST EXPENSE	446,446	428,488	1,341,830	1,341,830	1,240,856	370,232
4297-DEBT SERVICE PAYMENT	520,000	545,000	2,428,941	2,428,941	2,380,000	605,000
<b>[3030-61-0000] LEASE REV BOND - NON-DEPT Total</b>	<b>966,446</b>	<b>973,488</b>	<b>3,770,771</b>	<b>3,770,771</b>	<b>3,620,856</b>	<b>975,232</b>
<b>[3030-61-0016] LEASE REV BOND - NON-DEPT [PROJ 0016]</b>						
4282-INTEREST EXPENSE	981,704	1,007,125	-	940,300	-	870,625
4297-DEBT SERVICE PAYMENT	1,575,000	1,640,000	-	1,705,000	-	1,775,000
4996-PRIOR YEAR ADJUSTMENT	68,721	-	-	-	-	-
<b>[3030-61-0016] LEASE REV BOND - NON-DEPT [PROJ 0016]</b>	<b>2,625,425</b>	<b>2,647,125</b>	-	<b>2,645,300</b>	-	<b>2,645,625</b>
<b>[3031-61-0DSP] MTA TAX BOND FD - DEBT SVCS</b>						
4257-BANK FEES/CHARGES	-	-	-	-	38,385	38,385
4282-INTEREST EXPENSE	-	-	-	-	1,435,400	-
4297-DEBT SERVICE PAYMENT	-	-	-	-	660,000	-
<b>[3031-61-0DSP] MTA TAX BOND FD - DEBT SVCS Total</b>	-	-	-	-	<b>2,133,785</b>	<b>38,385</b>
<b>[5000-61-0000] WATER FD - NON-DEPT</b>						
4224-CELL PHONE ALLOWANCE	150	-	1,200	1,000	-	-
4250-COMMUNICATION	1,141	1,982	75,000	2,000	75,000	75,000
4253-ELECTRICITY	295,168	513,946	850,000	659,000	995,000	700,000
4267-LATE FEES	-	892	-	150	-	-
4910-ADMINISTRATIVE OVERHEAD	-	-	-	-	-	126,039
4962-DUPLICATION ISF CHARGES	-	-	-	-	-	4,475
<b>[5000-61-0000] WATER FD - NON-DEPT Total</b>	<b>296,459</b>	<b>516,821</b>	<b>926,200</b>	<b>662,150</b>	<b>1,070,000</b>	<b>905,514</b>
<b>[5003-61-0000] WATER BOND 2009 FD - NON-DEPT</b>						
4296-DEPRECIATION	-	-	-	1,863,905	-	-
<b>[5003-61-0000] WATER BOND 2009 FD - NON-DEPT Total</b>	-	-	-	<b>1,863,905</b>	-	-

## EXPENDITURE DETAILS - NON-DEPARTMENT

EXPENDITURES - PROGRAM/ACCOUNT	FY 2020-21 Unaudited	FY 2021-22 Unaudited	FY 2022-23 Adj Bud	FY 2022-23 Unaudited	FY 2023-24 Adopted	FY 2023-24 Adjusted
<b>[5100-61-0000] RUBBISH FD - NON-DEPT</b>						
4224-CELL PHONE ALLOWANCE	-	-	1,200	-	-	-
<b>[5100-61-0000] RUBBISH FD - NON-DEPT Total</b>	-	-	<b>1,200</b>	-	-	-
<b>[5116-61-0000] SEWER FD - NON-DEPT</b>						
4296-DEPRECIATION	-	-	-	259,990	-	-
<b>[5116-61-0000] SEWER FD - NON-DEPT Total</b>	-	-	-	<b>259,990</b>	-	-
<b>[5116-61-0DSP] SEWER FD - DEBT SVCS</b>						
4282-INTEREST EXPENSE	-	-	-	-	15,588	-
<b>[5116-61-0DSP] SEWER FD - DEBT SVCS Total</b>	-	-	-	-	<b>15,588</b>	-
<b>[5117-61-0000] SEWER BOND 2009 FD - NON-DEPT</b>						
4296-DEPRECIATION	-	-	-	303,584	-	-
<b>[5117-61-0000] SEWER BOND 2009 FD - NON-DEPT</b>	-	-	-	<b>303,584</b>	-	-
<b>[5117-61-0DSP] SEWER BOND 2009 FD - DEBT SVCS</b>						
4282-INTEREST EXPENSE	-	-	-	-	856,125	-
<b>[5117-61-0DSP] SEWER BOND 2009 FD - DEBT SVC:</b>	-	-	-	-	<b>856,125</b>	-
<b>[6000-61-0000] EQUIPMENT RENTAL ISF - NON-DEPT</b>						
4296-DEPRECIATION	-	-	-	651,459	-	-
<b>[6000-61-0000] EQUIPMENT RENTAL ISF - NON-DE</b>	-	-	-	<b>651,459</b>	-	-
<b>[6200-61-0000] CENTRAL DUPL ISF - NON-DEPT</b>						
4211-INTERFUND INT EXPENSE	1,393	-	-	-	-	-
4282-INTEREST EXPENSE	-	-	1,393	-	-	-
4296-DEPRECIATION	-	-	-	8,641	-	-
<b>[6200-61-0000] CENTRAL DUPL ISF - NON-DEPT Tot</b>	<b>1,393</b>	-	<b>1,393</b>	<b>8,641</b>	-	-
<b>[6300-61-0000] WORKERS COMP ISF - NON-DEPT</b>						
4211-INTERFUND INT EXPENSE	1,898	-	-	-	-	-
4282-INTEREST EXPENSE	-	-	1,898	-	-	-
<b>[6300-61-0000] WORKERS COMP ISF - NON-DEPT T</b>	<b>1,898</b>	-	<b>1,898</b>	-	-	-
<b>[6400-61-0000] LIABILITY INS ISF - NON-DEPT</b>						
4211-INTERFUND INT EXPENSE	43,066	-	-	-	-	-
4282-INTEREST EXPENSE	-	-	49,006	-	-	-
<b>[6400-61-0000] LIABILITY INS ISF - NON-DEPT Tota</b>	<b>43,066</b>	-	<b>49,006</b>	-	-	-
<b>DEPARTMENT TOTAL - ALL FUNDS</b>	<b>30,279,362</b>	<b>32,774,638</b>	<b>37,323,103</b>	<b>45,336,508</b>	<b>36,818,513</b>	<b>35,608,190</b>

# CAPITAL IMPROVEMENT

## EXPENDITURE SUMMARY BY PROGRAM

PROGRAM	FY 2020-21 Unaudited	FY 2021-22 Unaudited	FY 2022-23 Adj Bud	FY 2022-23 Unaudited	FY 2023-24 Adopted	FY 2023-24 Adjusted
<b>64 - CAPITAL PROJECTS</b>						
[1004-64-0000] MEASURE P - CAPITAL IMPRV	-	-	-	-	-	285,000
[1077-64-0000] SB859 FD - CAPITAL IMPRV	-	-	-	-	-	329,270
[1518-64-0000] DOT COMM PROJ FD - CAPITAL IMPRV	-	-	-	-	-	247,000
[1520-64-0000] MEASURE R - CAPITAL IMPRV	-	-	-	-	-	1,090,863
[1528-64-0000] MEASURE M FD - CAPITAL IMPRV	-	-	-	-	-	1,115,965
[1900-64-0000] PROP C FD - CAPITAL IMPRV	-	-	-	-	-	1,445,928
[1916-64-A179] MTA FD - AB179 ARTESIA BRIDGE REPAIR	-	-	-	-	1,000,000	7,000,000
[1916-64-EMRK] MTA FD - METRO EMRK WILMINGTON AVE BIK	-	-	-	-	-	1,380,000
[1916-64-STPL] MTA FD - STPL-C COMPTON BRIDGE STREET IMP	-	-	-	-	-	3,000,000
[2200-64-0000] GAS TAX COUNTY FD - CAPITAL IMPRV	-	-	-	-	-	2,376,109
[2604-64-0000] TDA PROJECTS FD - CAPITAL IMPRV	-	-	-	-	-	110,251
[2615-64-0000] RIVER MOUNTAIN FD - CAPITAL IMPRV	-	-	-	-	-	3,012,000
[2688-64-OMSA] MEAS A FD - CAPITAL IMPRV	-	-	-	-	-	2,000,000
[2810-64-0ENG] ARPA FD - CIP ENGINEERING	-	-	-	-	4,000,000	4,213,073
[2810-64-0GEN] ARPA FD - CIP GENL SVCS	-	-	-	-	-	7,096,308
[2810-64-0WAT] ARPA FD - CIP WATER	-	-	-	15,067	7,959,629	7,988,000
[3031-64-0000] MTA TAX BOND FD - CAPITAL IMPRV	-	-	-	-	-	11,221,529
[5000-64-0000] WATER FD - CAPITAL IMPRV	-	-	-	-	-	3,499,000
[5000-64-0MWD] WATER FD - CIP MWD FUNDED	-	-	-	-	-	33,000
[5000-64-0WRD] WATER FD - CIP WRD FUNDED	-	-	-	-	-	1,000,000
[5117-64-0000] SEWER BOND 2009 FD - CAPITAL IMPRV	-	-	-	-	-	150,000
<b>64 - CAPITAL PROJECTS Total</b>	<b>-</b>	<b>-</b>	<b>-</b>	<b>15,067</b>	<b>12,959,629</b>	<b>58,593,296</b>

## EXPENDITURE SUMMARY BY CATEGORY

EXPENDITURE CATEGORY	FY 2020-21 Unaudited	FY 2021-22 Unaudited	FY 2022-23 Adj Bud	FY 2022-23 Unaudited	FY 2023-24 Adopted	FY 2023-24 Adjusted
<b>64 - CAPITAL PROJECTS</b>						
03_OPEXP	-	-	-	-	6,599,325	3,533,581
06_CAPITAL	-	-	-	15,067	6,360,304	55,059,715
<b>64 - CAPITAL PROJECTS Total</b>	<b>-</b>	<b>-</b>	<b>-</b>	<b>15,067</b>	<b>12,959,629</b>	<b>58,593,296</b>

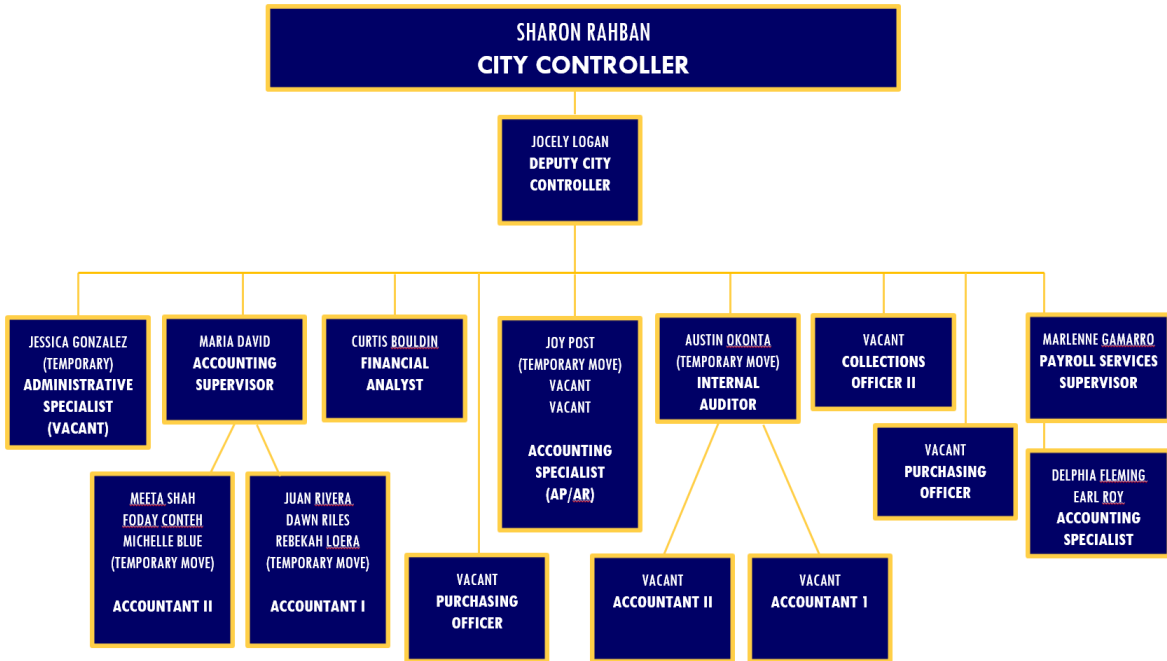
## EXPENDITURE DETAILS - CAPITAL PROJECTS

EXPENDITURES - PROGRAM/ACCOUNT	FY 2020-21 Unaudited	FY 2021-22 Unaudited	FY 2022-23 Adj Bud	FY 2022-23 Unaudited	FY 2023-24 Adopted	FY 2023-24 Adjusted
<b>64 - CAPITAL PROJECTS</b>						
[1004-64-0000] MEASURE P - CAPITAL PROJ						
4300-CAPITAL OUTLAY	-	-	-	-	-	285,000
[1004-64-0000] MEASURE P - CAPITAL PROJ Total	-	-	-	-	-	285,000
[1077-64-0000] SB859 FD - CAPITAL PROJ						
4262-PROFESSIONAL SERVICES	-	-	-	-	-	329,270
[1077-64-0000] SB859 FD - CAPITAL PROJ Total	-	-	-	-	-	329,270
[1518-64-0000] DOT COMM PROJ FD - CAPITAL PROJ						
4300-CAPITAL OUTLAY	-	-	-	-	-	247,000
[1518-64-0000] DOT COMM PROJ FD - CAPITAL PR	-	-	-	-	-	247,000
[1520-64-0000] MEASURE R - CAPITAL PROJ						
4266-CONTRACT SERVICES	-	-	-	-	-	1,090,863
[1520-64-0000] MEASURE R - CAPITAL PROJ Total	-	-	-	-	-	1,090,863
[1528-64-0000] MEASURE M FD - CAPITAL PROJ						
4266-CONTRACT SERVICES	-	-	-	-	-	1,115,965
[1528-64-0000] MEASURE M FD - CAPITAL PROJ To	-	-	-	-	-	1,115,965
[1900-64-0000] PROP C FD - CAPITAL PROJ						
4262-PROFESSIONAL SERVICES	-	-	-	-	-	551,552
4266-CONTRACT SERVICES	-	-	-	-	-	335,680
4300-CAPITAL OUTLAY	-	-	-	-	-	558,696
[1900-64-0000] PROP C FD - CAPITAL PROJ Total	-	-	-	-	-	1,445,928
[1916-64-A179] MTA FD - AB179 ARTESIA BRIDGE REPAIR						
4262-PROFESSIONAL SERVICES	-	-	-	-	1,000,000	-
4300-CAPITAL OUTLAY	-	-	-	-	-	7,000,000
[1916-64-A179] MTA FD - AB179 ARTESIA BRIDGE	-	-	-	-	1,000,000	7,000,000
[1916-64-EMRK] MTA FD - METRO EMRK WILMINGTON AVE						
4300-CAPITAL OUTLAY	-	-	-	-	-	1,380,000
[1916-64-EMRK] MTA FD - METRO EMRK WILMINC	-	-	-	-	-	1,380,000
[1916-64-STPL] MTA FD - STPL-C COMPTON BRIDGE ST IMPRV						
4300-CAPITAL OUTLAY	-	-	-	-	-	3,000,000
[1916-64-STPL] MTA FD - STPL-C COMPTON BRIDG	-	-	-	-	-	3,000,000
[2200-64-0000] GAS TAX COUNTY FD - CAPITAL PROJ						
4300-CAPITAL OUTLAY	-	-	-	-	-	2,376,109
[2200-64-0000] GAS TAX COUNTY FD - CAPITAL PR	-	-	-	-	-	2,376,109
[2604-64-0000] TDA PROJECTS FD - CAPITAL PROJ						
4266-CONTRACT SERVICES	-	-	-	-	-	110,251
[2604-64-0000] TDA PROJECTS FD - CAPITAL PROJ	-	-	-	-	-	110,251
[2615-64-0000] RIVER MOUNTAIN FD - CAPITAL PROJ						
4300-CAPITAL OUTLAY	-	-	-	-	-	3,012,000
[2615-64-0000] RIVER MOUNTAIN FD - CAPITAL PF	-	-	-	-	-	3,012,000
[2688-64-0MSA] MEAS A FD - CAPITAL PROJ						
4300-CAPITAL OUTLAY	-	-	-	-	-	2,000,000
[2688-64-0MSA] MEAS A FD - CAPITAL PROJ Total	-	-	-	-	-	2,000,000
[2810-64-0ENG] ARPA FD - CIP ENGINEERING						
4266-CONTRACT SERVICES	-	-	-	-	4,000,000	-
4300-CAPITAL OUTLAY	-	-	-	-	-	4,213,073
[2810-64-0ENG] ARPA FD - CIP ENGINEERING Total	-	-	-	-	4,000,000	4,213,073

## EXPENDITURE DETAILS - CAPITAL PROJECTS

EXPENDITURES - PROGRAM/ACCOUNT	FY 2020-21 Unaudited	FY 2021-22 Unaudited	FY 2022-23 Adj Bud	FY 2022-23 Unaudited	FY 2023-24 Adopted	FY 2023-24 Adjusted
<b>[2810-64-0GEN] ARPA FD - CIP GENL SVCS</b>						
4300-CAPITAL OUTLAY	-	-	-	-	-	7,096,308
<b>[2810-64-0GEN] ARPA FD - CIP GENL SVCS Total</b>	-	-	-	-	-	<b>7,096,308</b>
<b>[2810-64-0WAT] ARPA FD - CIP WATER</b>						
4262-PROFESSIONAL SERVICES	-	-	-	-	1,599,325	-
4300-CAPITAL OUTLAY	-	-	-	15,067	-	7,988,000
4334-MACHINERY & EQUIPMENT	-	-	-	-	2,547,304	-
4391-CAPITAL OUTLAY-OTHER	-	-	-	-	3,813,000	-
<b>[2810-64-0WAT] ARPA FD - CIP WATER Total</b>	-	-	-	<b>15,067</b>	<b>7,959,629</b>	<b>7,988,000</b>
<b>[3031-64-0000] MTA TAX BOND FD - CAPITAL PROJ</b>						
4300-CAPITAL OUTLAY	-	-	-	-	-	11,221,529
<b>[3031-64-0000] MTA TAX BOND FD - CAPITAL PRO.</b>	-	-	-	-	-	<b>11,221,529</b>
<b>[5000-64-0000] WATER FD - CAPITAL PROJ</b>						
4300-CAPITAL OUTLAY	-	-	-	-	-	3,499,000
<b>[5000-64-0000] WATER FD - CAPITAL PROJ Total</b>	-	-	-	-	-	<b>3,499,000</b>
<b>[5000-64-0MWD] WATER FD - CIP MWD FUNDED</b>						
4300-CAPITAL OUTLAY	-	-	-	-	-	33,000
<b>[5000-64-0MWD] WATER FD - CIP MWD FUNDED T</b>	-	-	-	-	-	<b>33,000</b>
<b>[5000-64-0WRD] WATER FD - CIP WRD FUNDED</b>						
4300-CAPITAL OUTLAY	-	-	-	-	-	1,000,000
<b>[5000-64-0WRD] WATER FD - CIP WRD FUNDED To</b>	-	-	-	-	-	<b>1,000,000</b>
<b>[5117-64-0000] SEWER BOND 2009 FD - CAPITAL PROJ</b>						
4300-CAPITAL OUTLAY	-	-	-	-	-	150,000
<b>[5117-64-0000] SEWER BOND 2009 FD - CAPITAL P</b>	-	-	-	-	-	<b>150,000</b>
<b>DEPARTMENT TOTAL - ALL FUNDS</b>	-	-	-	<b>15,067</b>	<b>12,959,629</b>	<b>58,593,296</b>

# CITY CONTROLLER



## EXPENDITURE SUMMARY BY PROGRAM

PROGRAM	FY 2020-21 Unaudited	FY 2021-22 Unaudited	FY 2022-23 Adj Bud	FY 2022-23 Unaudited	FY 2023-24 Adopted	FY 2023-24 Adjusted
<b>65 - CITY CONTROLLER</b>						
[1001-65-0000] CITY CONTROLLER	2,021,163	1,734,775	2,901,234	1,707,470	2,928,147	3,096,467
[1001-65-0016] BOND DISCLOSURE SVCS	-	-	2,461	-	-	-
[2100-65-0000] PERS FD - CITY CONTROLLER	417,643	221,212	727,645	513,254	727,645	745,670
[2810-65-0000] ARPA FD - CITY CONTROLLER	-	-	444,805	-	526,610	926,610
[3031-65-0000] MTA TAX BOND FD - CITY CONTROLLER	-	-	3,922	-	-	-
[5000-65-0000] WATER FD - CITY CONTROLLER	-	-	3,848	-	-	-
[5116-65-0000] SEWER FD - CITY CONTROLLER	-	-	1,752	-	-	-
<b>65 - CITY CONTROLLER Total</b>	<b>2,438,806</b>	<b>1,955,986</b>	<b>4,085,667</b>	<b>2,220,724</b>	<b>4,182,402</b>	<b>4,768,747</b>

## EXPENDITURE SUMMARY BY CATEGORY

EXPENDITURE CATEGORY	FY 2020-21 Unaudited	FY 2021-22 Unaudited	FY 2022-23 Adj Bud	FY 2022-23 Unaudited	FY 2023-24 Adopted	FY 2023-24 Adjusted
<b>65 - CITY CONTROLLER</b>						
01_SALARY	1,270,599	1,152,664	1,338,480	1,114,800	1,702,268	1,702,268
02_FRINGES	489,141	285,801	890,409	603,924	890,409	799,836
03_OPEXP	629,454	517,951	1,856,778	502,000	1,589,725	1,989,225
05_TRANSFER/INTERFUND TRANS	49,612	(430)	-	-	-	277,418
<b>65 - CITY CONTROLLER Total</b>	<b>2,438,806</b>	<b>1,955,986</b>	<b>4,085,667</b>	<b>2,220,724</b>	<b>4,182,402</b>	<b>4,768,747</b>

## CITY CONTROLLER DEPARTMENT GOALS

- Assist with Financial Policy Implementation and Training
- Financial Software upgrade and module implementation
- Fraud Hotline Implementation
- Internal Audit Performance
- Fiscal Sustainability Plan completion and implementation
- Cost Allocation Plan completion and implementation
- Get up to date on all Audits
- Remove all audit findings
- Increase Receivables and Collections identification and recovery efforts
- Increase efficiency and effectiveness of labor costing
- Increase efficiency and effectiveness in adhering to legally required Payroll operation requirements

**EXPENDITURE DETAILS - CITY CONTROLLER**

EXPENDITURES - PROGRAM/ACCOUNT	FY 2020-21 Unaudited	FY 2021-22 Unaudited	FY 2022-23 Adj Bud	FY 2022-23 Unaudited	FY 2023-24 Adopted	FY 2023-24 Adjusted
<b>65 - CITY CONTROLLER</b>						
<b>[1001-65-0000] CITY CONTROLLER</b>						
4101-SALARIES-PERMANENT	1,252,419	1,105,716	1,288,480	1,053,900	1,652,268	1,652,268
4171-OVERTIME	18,180	46,948	50,000	60,900	50,000	50,000
4190-WORKERS' COMPENSATION	17,153	14,526	38,873	38,870	38,873	-
4194-LIFE INSURANCE	4,403	4,065	5,535	4,600	5,535	4,957
4195-DENTAL INSURANCE	16,036	14,779	23,813	16,800	23,813	15,840
4196-VISION INSURANCE	4,700	4,375	8,709	4,700	8,709	5,280
4197-UNEMPLOYMENT INSURANCE	8,469	6,945	50,200	8,000	50,200	8,261
4198-STATE DISABILITY INSURANCE	1,881	2,907	14,225	1,500	14,225	3,305
4199-MEDI-CAL CONTRIBUTION	18,856	16,990	21,409	16,200	21,409	16,523
4206-TAXES	80	-	-	-	500	-
4210-OFFICE SUPPLIES	4,876	1,722	5,000	4,400	5,000	5,000
4215-POSTAGE	-	177	3,100	400	2,200	2,200
4216-PRINTING & DUPLICATION	11,447	14,713	17,000	11,800	17,000	17,000
4218-OTHER GENERAL OFFICE	-	-	4,000	3,000	2,500	2,500
4219-PUBLISHING & MEMBERSHIP DUES	1,861	826	2,600	2,400	4,500	4,500
4222-COMPUTER SOFTWARE	182,501	49,313	294,836	57,000	64,775	64,775
4223-AUTO ALLOWANCE	8,400	8,400	8,400	8,400	12,600	12,600
4224-CELL PHONE ALLOWANCE	(150)	-	-	-	-	-
4249-SPECIAL DEPARTMENT EXPENSE	5,312	10,915	12,400	9,800	14,540	14,540
4257-BANK FEES/CHARGES	4,820	-	-	-	5,000	5,000
4261-LEGAL SERVICES	-	-	873	-	-	-
4262-PROFESSIONAL SERVICES	173,664	166,439	371,620	175,000	221,921	221,921
4263-EDUCATION REIMBURSEMENT EMPLOY	-	-	-	-	2,000	2,000
4266-CONTRACT SERVICES	231,800	263,275	645,953	219,100	600,079	600,079
4267-LATE FEES	-	254	700	200	500	500
4273-TRAINING	925	1,835	16,000	7,100	5,000	5,000
4280-PENALTY INTEREST	283	26	-	-	-	-
4294-CONTINGENCY	-	-	13,758	-	100,000	100,000
4336-COMPUTER EQUIPMENT AND PARTS	3,635	57	3,750	3,400	5,000	5,000
4962-DUPLICATION ISF CHARGES	-	-	-	-	-	16,279
4963-WORKERS COMP ISF CHARGES	-	-	-	-	-	131,535
4964-GENL LIAB ISF CHARGES	-	-	-	-	-	129,604
4996-PRIOR YEAR ADJUSTMENT	49,612	(430)	-	-	-	-
<b>[1001-65-0000] CITY CONTROLLER Total</b>	<b>2,021,163</b>	<b>1,734,775</b>	<b>2,901,234</b>	<b>1,707,470</b>	<b>2,928,147</b>	<b>3,096,467</b>
<b>[1001-65-0016] BOND DISCLOSURE SVCS</b>						
4261-LEGAL SERVICES	-	-	2,461	-	-	-
<b>[1001-65-0016] BOND DISCLOSURE SVCS Total</b>	<b>-</b>	<b>-</b>	<b>2,461</b>	<b>-</b>	<b>-</b>	<b>-</b>
<b>[2100-65-0000] PERS FD - CITY CONTROLLER</b>						
4191-HEALTH INSURANCE	238,950	221,212	449,140	266,300	449,140	440,000
4192-RETIREMENT	134,865	-	171,420	139,869	171,420	231,318
4193-PERS EE PICKUP	43,829	-	107,085	107,085	107,085	74,352
<b>[2100-65-0000] PERS FD - CITY CONTROLLER Total</b>	<b>417,643</b>	<b>221,212</b>	<b>727,645</b>	<b>513,254</b>	<b>727,645</b>	<b>745,670</b>
<b>[2810-65-0000] ARPA FD - CITY CONTROLLER</b>						
4222-COMPUTER SOFTWARE	-	-	-	-	496,610	796,610
4262-PROFESSIONAL SERVICES	-	-	444,805	-	-	-
4266-CONTRACT SERVICES	-	-	-	-	30,000	130,000
4964-GENL LIAB ISF CHARGES	-	-	-	-	-	0
<b>[2810-65-0000] ARPA FD - CITY CONTROLLER Total</b>	<b>-</b>	<b>-</b>	<b>444,805</b>	<b>-</b>	<b>526,610</b>	<b>926,610</b>
<b>[3031-65-0000] MTA TAX BOND FD - CITY CONTROLLER</b>						
4261-LEGAL SERVICES	-	-	3,922	-	-	-
<b>[3031-65-0000] MTA TAX BOND FD - CITY CONTRO</b>	<b>-</b>	<b>-</b>	<b>3,922</b>	<b>-</b>	<b>-</b>	<b>-</b>
<b>[5000-65-0000] WATER FD - CITY CONTROLLER</b>						
4261-LEGAL SERVICES	-	-	3,848	-	-	-
<b>[5000-65-0000] WATER FD - CITY CONTROLLER Tot</b>	<b>-</b>	<b>-</b>	<b>3,848</b>	<b>-</b>	<b>-</b>	<b>-</b>

## EXPENDITURE DETAILS - CITY CONTROLLER

EXPENDITURES - PROGRAM/ACCOUNT	FY 2020-21 Unaudited	FY 2021-22 Unaudited	FY 2022-23 Adj Bud	FY 2022-23 Unaudited	FY 2023-24 Adopted	FY 2023-24 Adjusted
[5116-65-0000] SEWER FD - CITY CONTROLLER						
4261-LEGAL SERVICES	-	-	1,752	-	-	-
[5116-65-0000] SEWER FD - CITY CONTROLLER Tot:	-	-	1,752	-	-	-
<b>DEPARTMENT TOTAL - ALL FUNDS</b>	<b>2,438,806</b>	<b>1,955,986</b>	<b>4,085,667</b>	<b>2,220,724</b>	<b>4,182,402</b>	<b>4,768,747</b>

# COMMUNITY IMPROVEMENT



## EXPENDITURE SUMMARY BY PROGRAM

PROGRAM	FY 2020-21 Unaudited	FY 2021-22 Unaudited	FY 2022-23 Adj Bud	FY 2022-23 Unaudited	FY 2023-24 Adopted	FY 2023-24 Adjusted
<b>67 - COMMUNITY IMPROVEMENT</b>						
[1001-67-0000] COMMUNITY IMPROVEMENT	2,040,878	2,208,731	3,550,013	2,382,123	3,834,864	3,668,596
[1004-67-0000] MEASURE P - COMM IMPRV	-	-	488,078	82,870	596,367	560,570
[2100-67-0000] PERS FD - COMM IMPRV	556,018	363,680	1,199,826	645,650	1,199,826	1,168,316
<b>67 - COMMUNITY IMPROVEMENT Total</b>	<b>2,596,895</b>	<b>2,572,411</b>	<b>5,237,917</b>	<b>3,110,643</b>	<b>5,631,057</b>	<b>5,397,482</b>

## EXPENDITURE SUMMARY BY CATEGORY

EXPENDITURE CATEGORY	FY 2020-21 Unaudited	FY 2021-22 Unaudited	FY 2022-23 Adj Bud	FY 2022-23 Unaudited	FY 2023-24 Adopted	FY 2023-24 Adjusted
<b>67 - COMMUNITY IMPROVEMENT</b>						
01_SALARY	1,269,462	1,180,218	2,436,628	1,303,500	2,667,740	2,667,740
02_FRINGES	725,708	514,429	1,535,023	831,580	1,535,024	1,265,790
03_OPEXP	554,831	872,471	1,266,266	975,563	1,428,293	1,346,330
05_TRANSFER/INTERFUND TRANS	46,894	-	-	-	-	117,622
06_CAPITAL	-	5,292	-	-	-	-
<b>67 - COMMUNITY IMPROVEMENT Total</b>	<b>2,596,895</b>	<b>2,572,411</b>	<b>5,237,917</b>	<b>3,110,643</b>	<b>5,631,057</b>	<b>5,397,482</b>

## COMMUNITY IMPROVEMENT DEPARTMENT GOALS

- To increase revenue across all divisions.
- Reduce the number of unregistered and/or non-operable vehicles on our streets.
- Enact permitted-parking programs within the City.

## EXPENDITURE DETAILS - COMMUNITY IMPROVEMENT

EXPENDITURES - PROGRAM/ACCOUNT	FY 2020-21 Unaudited	FY 2021-22 Unaudited	FY 2022-23 Adj Bud	FY 2022-23 Unaudited	FY 2023-24 Adopted	FY 2023-24 Adjusted
<b>67 - COMMUNITY IMPROVEMENT</b>						
<b>[1001-67-0000] COMMUNITY IMPROVEMENT</b>						
4101-SALARIES-PERMANENT	1,219,825	1,121,866	1,976,180	1,218,800	2,099,004	2,099,004
4171-OVERTIME	49,637	58,353	50,000	33,900	50,000	50,000
4190-WORKERS' COMPENSATION	102,869	86,822	76,058	76,060	76,058	-
4194-LIFE INSURANCE	4,934	4,387	7,946	6,000	7,946	6,297
4195-DENTAL INSURANCE	18,895	20,182	44,054	27,000	44,054	28,080
4196-VISION INSURANCE	7,967	7,621	16,113	9,000	16,113	9,360
4197-UNEMPLOYMENT INSURANCE	11,394	9,974	67,242	15,600	67,242	10,495
4198-STATE DISABILITY INSURANCE	4,788	4,409	19,777	2,000	19,777	4,198
4199-MEDI-CAL CONTRIBUTION	18,844	17,355	28,677	18,200	28,677	20,990
4210-OFFICE SUPPLIES	4,808	7,069	13,000	4,800	13,000	13,000
4215-POSTAGE	3,656	1,263	3,300	3,500	3,300	3,300
4216-PRINTING & DUPLICATION	9,053	9,809	15,000	4,100	15,000	15,000
4217-PRINTING&DUPLICATING-OUTSIDE	434	1,839	2,000	-	2,000	2,000
4218-OTHER GENERAL OFFICE	-	885	2,000	-	2,000	2,000
4219-PUBLISHING & MEMBERSHIP DUES	840	1,208	7,780	1,900	7,780	7,780
4220-AUTOMOTIVE EQUIPMENT	97,212	-	81,963	81,963	81,963	-
4222-COMPUTER SOFTWARE	13,500	29,375	20,977	1,500	5,000	5,000
4236-MAINTENANCE & REPAIR	-	-	5,000	3,600	5,000	5,000
4243-BOOT ALLOWANCE/REPLACEMENT	483	805	7,250	2,100	8,350	8,350
4246-UNIFORMS REPLACEMENT	18,600	15,750	30,500	12,100	30,500	30,500
4249-SPECIAL DEPARTMENT EXPENSE	13,119	20,387	46,100	19,900	71,100	71,100
4262-PROFESSIONAL SERVICES	-	2,877	36,500	7,100	36,500	36,500
4266-CONTRACT SERVICES	-	-	-	-	-	1,100,000
4267-LATE FEES	-	-	200	100	-	-
4269-r/ OTHER CONTRACT SERVICES	393,303	750,180	931,896	828,000	1,100,000	-
4270-CONVENTIONS AND MEETINGS	-	5,285	7,500	900	7,500	7,500
4273-TRAINING	(178)	12,024	34,500	3,500	37,000	37,000
4334-MACHINERY & EQUIPMENT	-	5,292	-	-	-	-
4336-COMPUTER EQUIPMENT AND PARTS	-	13,714	18,500	500	-	-
4962-DUPLICATION ISF CHARGES	-	-	-	-	-	20,053
4963-WORKERS COMP ISF CHARGES	-	-	-	-	-	76,089
4996-PRIOR YEAR ADJUSTMENT	46,894	-	-	-	-	-
<b>[1001-67-0000] COMMUNITY IMPROVEMENT Total</b>	<b>2,040,878</b>	<b>2,208,731</b>	<b>3,550,013</b>	<b>2,382,123</b>	<b>3,834,864</b>	<b>3,668,596</b>
<b>[1004-67-0000] MEASURE P - COMM IMPRV</b>						
4101-SALARIES-PERMANENT	-	-	410,448	50,600	518,736	518,736
4171-OVERTIME	-	-	-	200	-	-
4190-WORKERS' COMPENSATION	-	-	28,467	28,470	28,467	-
4194-LIFE INSURANCE	-	-	2,116	-	2,116	1,556
4195-DENTAL INSURANCE	-	-	10,415	-	10,415	5,760
4196-VISION INSURANCE	-	-	4,145	-	4,145	1,920
4197-UNEMPLOYMENT INSURANCE	-	-	17,025	500	17,025	2,594
4198-STATE DISABILITY INSURANCE	-	-	5,664	-	5,664	1,037
4199-MEDI-CAL CONTRIBUTION	-	-	7,498	3,100	7,498	5,187
4243-BOOT ALLOWANCE/REPLACEMENT	-	-	500	-	500	500
4246-UNIFORMS REPLACEMENT	-	-	1,800	-	1,800	1,800
4962-DUPLICATION ISF CHARGES	-	-	-	-	-	3,113
4963-WORKERS COMP ISF CHARGES	-	-	-	-	-	18,367
<b>[1004-67-0000] MEASURE P - COMM IMPRV Total</b>	<b>-</b>	<b>-</b>	<b>488,078</b>	<b>82,870</b>	<b>596,367</b>	<b>560,570</b>
<b>[2100-67-0000] PERS FD - COMM IMPRV</b>						
4191-HEALTH INSURANCE	392,170	363,680	830,915	458,300	830,915	780,000
4192-RETIREMENT	97,259	-	229,611	187,350	229,611	293,861
4193-PERS EE PICKUP	66,589	-	139,300	-	139,300	94,455
<b>[2100-67-0000] PERS FD - COMM IMPRV Total</b>	<b>556,018</b>	<b>363,680</b>	<b>1,199,826</b>	<b>645,650</b>	<b>1,199,826</b>	<b>1,168,316</b>
<b>DEPARTMENT TOTAL - ALL FUNDS</b>	<b>2,596,895</b>	<b>2,572,411</b>	<b>5,237,917</b>	<b>3,110,643</b>	<b>5,631,057</b>	<b>5,397,482</b>

# POLICE/SHERIFF

## EXPENDITURE SUMMARY BY PROGRAM

PROGRAM	FY 2020-21 Unaudited	FY 2021-22 Unaudited	FY 2022-23 Adj Bud	FY 2022-23 Adj Est	FY 2023-24 Adopted	FY 2023-24 Adjusted
<b>68 - SHERIFF</b>						
[1001-68-0000] POLICE (SHERIFF)	17,724,548	18,339,251	17,435,900	17,435,900	19,747,497	19,753,272
[1004-68-0000] MEASURE P - POLICE (SHERIFF)	6,317,347	6,006,521	7,142,120	7,142,120	7,011,717	1,888,041
[1033-68-0000] AB3229 FD - POLICE (SHERIFF)	78,060	79,665	293,175	291,916	150,000	150,866
[2810-68-0000] ARPA FD - POLICE (SHERIFF)	-	-	-	-	-	5,100,000
<b>68 - SHERIFF Total</b>	<b>24,119,955</b>	<b>24,425,437</b>	<b>24,871,194</b>	<b>24,869,936</b>	<b>26,909,214</b>	<b>26,892,179</b>

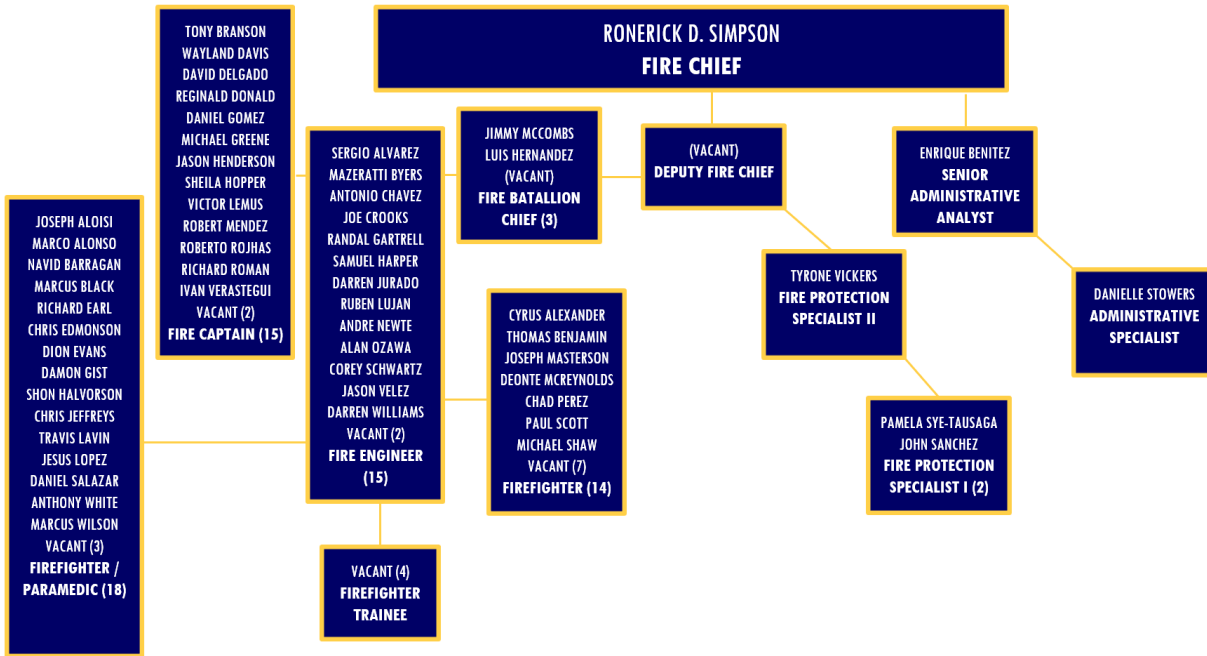
## EXPENDITURE SUMMARY BY CATEGORY

EXPENDITURE CATEGORY	FY 2020-21 Unaudited	FY 2021-22 Unaudited	FY 2022-23 Adj Bud	FY 2022-23 Unaudited	FY 2023-24 Adopted	FY 2023-24 Adjusted
<b>68 - SHERIFF</b>						
03_OPEXP	24,119,955	24,425,437	24,871,194	24,869,936	26,909,214	26,909,214
05_TRANSFER/INTERFUND TRANS	-	-	-	-	-	(17,035)
<b>68 - SHERIFF Total</b>	<b>24,119,955</b>	<b>24,425,437</b>	<b>24,871,194</b>	<b>24,869,936</b>	<b>26,909,214</b>	<b>26,892,179</b>

## EXPENDITURE DETAILS - SHERIFF

EXPENDITURES - PROGRAM/ACCOUNT	FY 2020-21 Unaudited	FY 2021-22 Unaudited	FY 2022-23 Adj Bud	FY 2022-23 Unaudited	FY 2023-24 Adopted	FY 2023-24 Adjusted
<b>68 - SHERIFF</b>						
<b>[1001-68-0000] POLICE (SHERIFF)</b>						
4271-SHERIFF CONTRACT SERVICES	17,724,548	18,339,251	17,435,900	17,435,900	19,747,497	19,747,497
4962-DUPLICATION ISF CHARGES	-	-	-	-	-	5,775
<b>[1001-68-0000] POLICE (SHERIFF) Total</b>	<b>17,724,548</b>	<b>18,339,251</b>	<b>17,435,900</b>	<b>17,435,900</b>	<b>19,747,497</b>	<b>19,753,272</b>
<b>[1004-68-0000] MEASURE P - POLICE (SHERIFF)</b>						
4262-PROFESSIONAL SERVICES	75,326	9,521	15,154	15,154	-	-
4271-SHERIFF CONTRACT SERVICES	6,242,022	5,997,000	7,126,966	7,126,966	7,011,717	1,911,717
4962-DUPLICATION ISF CHARGES	-	-	-	-	-	(23,676)
<b>[1004-68-0000] MEASURE P - POLICE (SHERIFF) Tot</b>	<b>6,317,347</b>	<b>6,006,521</b>	<b>7,142,120</b>	<b>7,142,120</b>	<b>7,011,717</b>	<b>1,888,041</b>
<b>[1033-68-0000] AB3229 FD - POLICE (SHERIFF)</b>						
4236-MAINTENANCE & REPAIR	2,734	-	1,259	-	-	-
4262-PROFESSIONAL SERVICES	75,326	75,741	291,916	291,916	150,000	150,000
4336-COMPUTER EQUIPMENT AND PARTS	-	3,924	-	-	-	-
4962-DUPLICATION ISF CHARGES	-	-	-	-	-	866
<b>[1033-68-0000] AB3229 FD - POLICE (SHERIFF) Tot</b>	<b>78,060</b>	<b>79,665</b>	<b>293,175</b>	<b>291,916</b>	<b>150,000</b>	<b>150,866</b>
<b>[2810-68-0000] ARPA FD - POLICE (SHERIFF)</b>						
4271-SHERIFF CONTRACT SERVICES	-	-	-	-	-	5,100,000
<b>[2810-68-0000] ARPA FD - POLICE (SHERIFF) Total</b>	<b>-</b>	<b>-</b>	<b>-</b>	<b>-</b>	<b>-</b>	<b>5,100,000</b>
<b>DEPARTMENT TOTAL - ALL FUNDS</b>	<b>24,119,955</b>	<b>24,425,437</b>	<b>24,871,194</b>	<b>24,869,936</b>	<b>26,909,214</b>	<b>26,892,179</b>

# FIRE



## EXPENDITURE SUMMARY BY PROGRAM

PROGRAM	FY 2020-21 Unaudited	FY 2021-22 Unaudited	FY 2022-23 Adj Bud	FY 2022-23 Unaudited	FY 2023-24 Adopted	FY 2023-24 Adjusted
<b>69 - FIRE</b>						
[1001-69-0000] FIRE DEPARTMENT	12,931,928	12,522,987	12,551,735	13,607,962	12,496,709	15,079,484
[1001-69-2000] FIRE [PROJ 2000]	(95)	-	-	-	-	-
[1004-69-0000] MEASURE P - FIRE	-	-	144,875	144,875	756,935	974,082
[2100-69-0000] PERS FD - FIRE	2,949,787	5,270,868	3,454,753	2,891,032	3,454,753	2,722,443
[2810-69-0000] ARPA FD - FIRE	-	4,998,817	-	-	-	-
[6000-69-0000] EQUIPMENT RENTAL ISF - FIRE	311,314	215,362	258,000	258,000	248,000	345,103
<b>69 - FIRE Total</b>	<b>16,192,934</b>	<b>23,008,035</b>	<b>16,409,363</b>	<b>16,901,869</b>	<b>16,956,397</b>	<b>19,121,113</b>

## EXPENDITURE SUMMARY BY CATEGORY

EXPENDITURE CATEGORY	FY 2020-21 Unaudited	FY 2021-22 Unaudited	FY 2022-23 Adj Bud	FY 2022-23 Unaudited	FY 2023-24 Adopted	FY 2023-24 Adjusted
<b>69 - FIRE</b>						
01_SALARY	10,137,375	10,132,965	8,901,530	10,660,800	9,118,234	8,299,692
02_FRINGES	4,117,852	6,397,279	4,786,584	4,010,659	4,786,584	2,925,396
03_OPEXP	1,637,715	1,478,974	2,576,374	2,085,535	3,051,579	2,983,644
05_TRANSFER/INTERFUND TRANS	277,672	-	-	-	-	4,912,381
06_CAPITAL	22,321	4,998,817	144,875	144,875	-	-
<b>69 - FIRE Total</b>	<b>16,192,934</b>	<b>23,008,035</b>	<b>16,409,363</b>	<b>16,901,869</b>	<b>16,956,397</b>	<b>19,121,113</b>

## **FIRE DEPARTMENT GOALS**

- Promotional exams: Battalion Chief, Engineer and Captain
- Hire personnel: replace promoted staff and fully staff the department
- Hire a Deputy Chief
- Equipment: purchase equipment for new apparatus
- Revenue: improve the Fats, Oils, and Grease program (FOG) estimated 300 businesses and Fire Recovery program

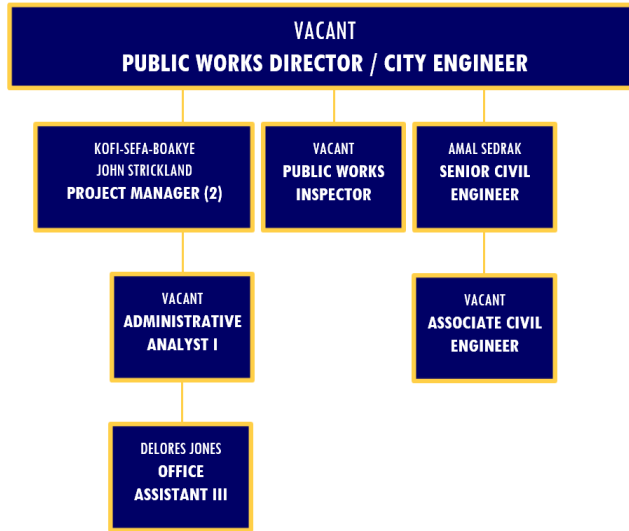
**EXPENDITURE DETAILS - FIRE**

EXPENDITURES - PROGRAM/ACCOUNT	FY 2020-21 Unaudited	FY 2021-22 Unaudited	FY 2022-23 Adj Bud	FY 2022-23 Unaudited	FY 2023-24 Adopted	FY 2023-24 Adjusted
<b>69 - FIRE</b>						
<b>[1001-69-0000] FIRE DEPARTMENT</b>						
4101-SALARIES-PERMANENT	6,605,968	6,411,120	6,362,988	6,492,100	6,499,692	6,499,692
4103-SALARIES-OTHER	-	-	738,542	-	818,542	-
4171-OVERTIME	3,499,140	3,721,845	1,800,000	4,168,700	1,800,000	1,800,000
4175-OVERTIME NON BUDGETED	32,268	-	-	-	-	-
4190-WORKERS' COMPENSATION	896,963	852,992	841,027	841,027	841,027	-
4194-LIFE INSURANCE	15,810	16,568	18,155	16,300	18,155	19,499
4195-DENTAL INSURANCE	66,721	68,938	83,345	70,900	83,345	54,720
4196-VISION INSURANCE	21,443	23,103	30,484	22,100	30,484	18,240
4197-UNEMPLOYMENT INSURANCE	29,547	27,192	208,545	29,500	208,545	32,498
4198-STATE DISABILITY INSURANCE	-	114	61,337	500	61,337	12,999
4199-MEDI-CAL CONTRIBUTION	137,581	137,504	88,938	139,300	88,938	64,997
4210-OFFICE SUPPLIES	715	1,986	2,000	1,900	2,000	2,000
4213-PUBLISHING & ADVERTISING	-	-	1,000	-	1,000	-
4215-POSTAGE	-	-	100	-	100	100
4216-PRINTING & DUPLICATION	8,450	5,497	15,000	3,600	15,000	15,000
4218-OTHER GENERAL OFFICE	626	937	1,000	700	1,000	1,000
4219-PUBLISHING & MEMBERSHIP DUES	11,198	12,448	14,220	11,900	14,220	14,220
4220-AUTOMOTIVE EQUIPMENT	41,935	-	41,935	41,935	-	-
4221-EQUIPMENT RENTAL	-	-	-	-	2,500	2,500
4222-COMPUTER SOFTWARE	2,400	4,800	1,800	1,800	2,500	2,500
4223-AUTO ALLOWANCE	-	700	-	-	-	-
4228-GAS TAX FUEL	-	-	80,000	18,200	-	-
4229-AUTOMOTIVE REPAIRS	41,650	36,271	100,000	86,800	-	-
4230-MAINT/REPAIR MATERIALS BLDG	-	-	15,000	1,700	-	-
4236-MAINTENANCE & REPAIR	32,645	59,881	50,000	27,400	50,000	-
4238-SPECIAL PROJECTS	-	-	25,000	1,400	-	-
4239-CUSTODIAL SUPPLIES	12,063	9,356	15,000	7,100	15,750	15,750
4240-FIRE FIGHTING SUPPLIES	43,455	43,999	498,200	482,400	-	-
4246-UNIFORMS REPLACEMENT	102,924	71,152	100,000	48,500	100,000	100,000
4249-SPECIAL DEPARTMENT EXPENSE	14,055	9,381	23,455	7,400	260,000	260,000
4250-COMMUNICATION	-	-	2,500	900	2,500	2,500
4260-MEDICAL SERVICES	106,493	110,094	159,894	148,900	160,000	160,000
4262-PROFESSIONAL SERVICES	62,647	91,299	102,196	85,700	125,000	125,000
4266-CONTRACT SERVICES	-	-	-	-	-	1,232,824
4269-r/ OTHER CONTRACT SERVICES	845,240	799,115	1,052,824	848,500	1,232,824	-
4270-CONVENTIONS AND MEETINGS	-	5,141	12,750	800	12,750	12,750
4273-TRAINING	-	-	4,500	-	49,500	49,500
4300-CAPITAL OUTLAY	22,321	-	-	-	-	-
4336-COMPUTER EQUIPMENT AND PARTS	-	1,556	-	-	-	40,000
4960-EQUIP RENTAL ISF CHARGES	-	-	-	-	-	273,364
4962-DUPLICATION ISF CHARGES	-	-	-	-	-	59,512
4963-WORKERS COMP ISF CHARGES	-	-	-	-	-	232,761
4964-GENL LIAB ISF CHARGES	-	-	-	-	-	3,975,558
4996-PRIOR YEAR ADJUSTMENT	277,672	-	-	-	-	-
<b>[1001-69-0000] FIRE DEPARTMENT Total</b>	<b>12,931,928</b>	<b>12,522,987</b>	<b>12,551,735</b>	<b>13,607,962</b>	<b>12,496,709</b>	<b>15,079,484</b>
<b>[1001-69-2000] FIRE [PROJ 2000]</b>						
4240-FIRE FIGHTING SUPPLIES	(95)	-	-	-	-	-
<b>[1001-69-2000] FIRE [PROJ 2000] Total</b>	<b>(95)</b>	<b>-</b>	<b>-</b>	<b>-</b>	<b>-</b>	<b>-</b>
<b>[1004-69-0000] MEASURE P - FIRE</b>						
4220-AUTOMOTIVE EQUIPMENT	-	-	-	-	41,935	-
4230-MAINT/REPAIR MATERIALS BLDG	-	-	-	-	15,000	-
4238-SPECIAL PROJECTS	-	-	-	-	125,000	125,000
4240-FIRE FIGHTING SUPPLIES	-	-	-	-	575,000	575,000
4334-MACHINERY & EQUIPMENT	-	-	144,875	144,875	-	-
4962-DUPLICATION ISF CHARGES	-	-	-	-	-	4,042
4964-GENL LIAB ISF CHARGES	-	-	-	-	-	270,040
<b>[1004-69-0000] MEASURE P - FIRE Total</b>	<b>-</b>	<b>-</b>	<b>144,875</b>	<b>144,875</b>	<b>756,935</b>	<b>974,082</b>

**EXPENDITURE DETAILS - FIRE**

EXPENDITURES - PROGRAM/ACCOUNT	FY 2020-21 Unaudited	FY 2021-22 Unaudited	FY 2022-23 Adj Bud	FY 2022-23 Unaudited	FY 2023-24 Adopted	FY 2023-24 Adjusted
<b>[2100-69-0000] PERS FD - FIRE</b>						
4191-HEALTH INSURANCE	1,143,844	1,248,090	1,572,001	1,248,400	1,572,001	1,520,000
4192-RETIREMENT	1,370,634	2,894,966	1,304,602	1,064,482	1,304,602	909,957
4193-PERS EE PICKUP	435,309	1,127,812	578,150	578,150	578,150	292,486
<b>[2100-69-0000] PERS FD - FIRE Total</b>	<b>2,949,787</b>	<b>5,270,868</b>	<b>3,454,753</b>	<b>2,891,032</b>	<b>3,454,753</b>	<b>2,722,443</b>
<b>[2810-69-0000] ARPA FD - FIRE</b>						
4333-AUTOMOTIVE EQUIPMENT	-	4,998,817	-	-	-	-
<b>[2810-69-0000] ARPA FD - FIRE Total</b>	<b>-</b>	<b>4,998,817</b>	<b>-</b>	<b>-</b>	<b>-</b>	<b>-</b>
<b>[6000-69-0000] EQUIPMENT RENTAL ISF - FIRE</b>						
4220-AUTOMOTIVE EQUIPMENT	97,838	-	-	-	-	-
4229-AUTOMOTIVE REPAIRS	213,476	215,362	258,000	258,000	248,000	248,000
4962-DUPLICATION ISF CHARGES	-	-	-	-	-	1,432
4964-GENL LIAB ISF CHARGES	-	-	-	-	-	95,671
<b>[6000-69-0000] EQUIPMENT RENTAL ISF - FIRE Tot</b>	<b>311,314</b>	<b>215,362</b>	<b>258,000</b>	<b>258,000</b>	<b>248,000</b>	<b>345,103</b>
<b>DEPARTMENT TOTAL - ALL FUNDS</b>	<b>16,192,934</b>	<b>23,008,035</b>	<b>16,409,363</b>	<b>16,901,869</b>	<b>16,956,397</b>	<b>19,121,113</b>

# ENGINEERING



## EXPENDITURE SUMMARY BY PROGRAM

PROGRAM	FY 2020-21 Unaudited	FY 2021-22 Unaudited	FY 2022-23 Adj Bud	FY 2022-23 Unaudited	FY 2023-24 Adopted	FY 2023-24 Adjusted
<b>71 - ENGINEERING</b>						
[1001-71-0000] ENGINEERING	129,901	389,542	1,501,451	481,160	927,014	945,727
[1004-71-0000] MEASURE P - ENGINEERING	82,042	93,391	-	-	-	-
[1077-71-0000] SB859 FD - ENGINEERING	47,789	-	329,270	-	329,270	-
[1518-71-0000] DOT COMM PROJ FD - NOV 5 DUMP DAY	-	-	26,000	18,600	-	-
[1520-71-0010] MEASURE R - ENG [PROJ 0010]	(35,298)	(47,294)	-	536,427	-	598,400
[1520-71-00MR] MEASURE R - ENG [PROJ 00MR]	403,394	653,088	723,089	723,089	1,095,863	-
[1528-71-0000] MEASURE M FD - ENGINEERING	587,221	684,598	1,314,940	1,313,940	1,122,965	-
[1528-71-0010] MEASURE M FD - ENG [PROJ 0010]	37,596	160,246	-	747,027	-	797,200
[1529-71-0000] MEASURE W FD - ENGINEERING	247,386	317,293	478,831	478,831	700,000	707,691
[1900-71-0000] PROP C FD - ENGINEERING	1,491,367	1,217,026	3,615,791	2,895,533	1,565,455	152,745
[1900-71-0010] PROP C FD - ENG [PROJ 0010]	(2,298)	57,206	-	639,627	-	699,800
[2000-71-0000] PROP A FD - ENGINEERING	1,927,954	1,535,182	3,171,555	1,916,808	1,137,640	1,044,656
[2100-71-0000] PERS FD - ENGINEERING	118,942	89,739	282,021	136,198	386,088	96,297
[2200-71-0000] GAS TAX COUNTY FD - ENGINEERING	3,587,672	-	2,228,748	-	2,376,109	-
[2300-71-0000] GAS TAX STATE FD - ENGINEERING	300,904	269,835	332,364	261,788	282,744	257,551
[2502-71-0000] STREET LIGHTING FD - ENGINEERING	-	32,600	71,666	71,666	52,000	68,247
[2604-71-0000] TDA PROJECTS FD - ENGINEERING	109,276	184,976	-	-	110,251	-
[3031-71-0000] MTA TAX BOND FD - ENGINEERING	2,050,008	8,671,541	32,817,600	8,857,717	21,994,184	5,363,517
[5116-71-0000] SEWER FD - ENGINEERING	109,691	103,010	654,204	70,000	60,000	669,371
[5117-71-0000] SEWER BOND 2009 FD - ENGINEERING	942,222	922,858	1,901,866	947,932	404,270	1,784,837
<b>71 - ENGINEERING Total</b>	<b>12,135,769</b>	<b>15,334,836</b>	<b>49,449,394</b>	<b>20,096,342</b>	<b>32,543,853</b>	<b>13,186,039</b>

## EXPENDITURE SUMMARY BY CATEGORY

EXPENDITURE CATEGORY	FY 2020-21 Unaudited	FY 2021-22 Unaudited	FY 2022-23 Adj Bud	FY 2022-23 Unaudited	FY 2023-24 Adopted	FY 2023-24 Adjusted
<b>71 - ENGINEERING</b>						
01_SALARY	298,025	392,738	757,099	382,300	678,062	659,915
02_FRINGES	145,824	121,513	497,619	216,879	443,279	302,345
03_OPEXP	3,322,328	3,016,666	10,111,009	4,756,985	9,060,427	5,254,211
04_DEBTSERVICE	2,537,590	4,066,038	4,061,088	4,061,132	-	4,067,113
05_TRANSFER/INTERFUND TRANS	189,870	1,139,420	2,090,601	2,276,815	-	2,248,678
06_CAPITAL	5,642,132	6,598,460	31,931,979	8,402,231	22,362,086	653,777
<b>71 - ENGINEERING Total</b>	<b>12,135,769</b>	<b>15,334,836</b>	<b>49,449,394</b>	<b>20,096,342</b>	<b>32,543,853</b>	<b>13,186,039</b>

## ENGINEERING DEPARTMENT GOALS

- Annual Residential Street Rehabilitation Project (CIP# 18-01, Phase 2C) - \$7,177,270
- Construction of the Artesia Bridge Repair Project - \$7,000,000
- Road Repair Service Project (Grind & Overlay Project) - \$3,000,000
- Complete the Pearl & Chester Avenues Emergency Sewer Replacement Project - \$1,433,659
- Complete the Sewer Master Plan Update - \$400,000
- Complete construction of Fire Station No. 3 - \$1,061,688.76
- Complete design for the Wilmington Avenue Safe Streets Bicycle/Pedestrian Improvement Project (CIP# 18-02) - \$15 Million
- Complete design for the Compton Boulevard Corridor Improvement Project (CIP# 18-03) – \$30 Million
- Compton Boulevard, et al Project – February 2024 – April 2027 - \$2,479,264.95
- Complete design of Compton Boulevard over Compton Creek – Construction April 2025 – September 2026
- Complete design of Wilmington Avenue Bridge over Compton Creek – Construction April 2025 – September 2026

## EXPENDITURE DETAILS - ENGINEERING

EXPENDITURES - PROGRAM/ACCOUNT	FY 2020-21 Unaudited	FY 2021-22 Unaudited	FY 2022-23 Adj Bud	FY 2022-23 Unaudited	FY 2023-24 Adopted	FY 2023-24 Adjusted
<b>71 - ENGINEERING</b>						
<b>[1001-71-0000] ENGINEERING</b>						
4101-SALARIES-PERMANENT	96,643	131,903	222,478	201,300	234,037	234,037
4171-OVERTIME	2	301	2,000	(15,000)	1,000	1,000
4180-FICA CONTRIBUTION	-	-	165	-	6,108	-
4190-WORKERS' COMPENSATION	3,918	4,284	5,316	5,320	5,527	-
4194-LIFE INSURANCE	119	241	482	400	591	702
4195-DENTAL INSURANCE	478	833	1,920	1,400	2,558	1,908
4196-VISION INSURANCE	110	240	697	400	929	636
4197-UNEMPLOYMENT INSURANCE	700	1,064	5,566	1,600	6,258	1,170
4198-STATE DISABILITY INSURANCE	-	-	1,637	-	1,839	468
4199-MEDI-CAL CONTRIBUTION	1,409	1,897	2,374	8,400	2,668	2,340
4210-OFFICE SUPPLIES	-	1,190	2,646	1,700	1,500	1,500
4213-PUBLISHING & ADVERTISING	-	-	1,000	-	1,000	-
4216-PRINTING & DUPLICATION	738	3,631	1,000	3,300	1,000	1,000
4222-COMPUTER SOFTWARE	-	1,500	1,500	-	1,500	1,500
4223-AUTO ALLOWANCE	-	-	-	3,200	-	-
4249-SPECIAL DEPARTMENT EXPENSE	19,389	61,103	108,511	106,900	60,500	60,500
4262-PROFESSIONAL SERVICES	-	180,921	909,679	162,200	600,000	600,000
4267-LATE FEES	-	20	100	40	-	-
4269-r/ OTHER CONTRACT SERVICES	-	-	234,380	-	-	-
4336-COMPUTER EQUIPMENT AND PARTS	-	413	-	-	-	-
4962-DUPLICATION ISF CHARGES	-	-	-	-	-	5,236
4963-WORKERS COMP ISF CHARGES	-	-	-	-	-	29,003
4964-GENL LIAB ISF CHARGES	-	-	-	-	-	4,727
4996-PRIOR YEAR ADJUSTMENT	6,397	-	-	-	-	-
<b>[1001-71-0000] ENGINEERING Total</b>	<b>129,901</b>	<b>389,542</b>	<b>1,501,451</b>	<b>481,160</b>	<b>927,014</b>	<b>945,727</b>
<b>[1004-71-0000] MEASURE P - ENGINEERING</b>						
4101-SALARIES-PERMANENT	427	-	-	-	-	-
4199-MEDI-CAL CONTRIBUTION	6	-	-	-	-	-
4269-r/ OTHER CONTRACT SERVICES	81,609	93,391	-	-	-	-
<b>[1004-71-0000] MEASURE P - ENGINEERING Total</b>	<b>82,042</b>	<b>93,391</b>	<b>-</b>	<b>-</b>	<b>-</b>	<b>-</b>
<b>[1077-71-0000] SB859 FD - ENGINEERING</b>						
4262-PROFESSIONAL SERVICES	47,789	-	329,270	-	329,270	-
<b>[1077-71-0000] SB859 FD - ENGINEERING Total</b>	<b>47,789</b>	<b>-</b>	<b>329,270</b>	<b>-</b>	<b>329,270</b>	<b>-</b>
<b>[1518-71-0DDO] DOT COMM PROJ FD - NOV 5 DUMP DAY</b>						
4171-OVERTIME	-	-	7,702	-	-	-
4234-DISPOSAL FEES AND TRASH COLLEC	-	-	16,523	16,600	-	-
4249-SPECIAL DEPARTMENT EXPENSE	-	-	1,775	2,000	-	-
<b>[1518-71-0DDO] DOT COMM PROJ FD - NOV 5 DUI</b>	<b>-</b>	<b>-</b>	<b>26,000</b>	<b>18,600</b>	<b>-</b>	<b>-</b>
<b>[1520-71-0010] MEASURE R - ENG [PROJ 0010]</b>						
4290-CONTRIBUTIONS TO OTHER FUNDS	(35,298)	(47,294)	-	536,427	-	598,400
<b>[1520-71-0010] MEASURE R - ENG [PROJ 0010] Tot</b>	<b>(35,298)</b>	<b>(47,294)</b>	<b>-</b>	<b>536,427</b>	<b>-</b>	<b>598,400</b>
<b>[1520-71-00MR] MEASURE R - ENG [PROJ 00MR]</b>						
4257-BANK FEES/CHARGES	-	-	5,000	5,000	5,000	-
4266-CONTRACT SERVICES	-	-	-	-	398,467	-
4269-r/ OTHER CONTRACT SERVICES	-	-	-	-	692,396	-
4290-CONTRIBUTIONS TO OTHER FUNDS	207,116	653,088	696,867	696,867	-	-
4300-CAPITAL OUTLAY	196,278	-	21,222	21,222	-	-
<b>[1520-71-00MR] MEASURE R - ENG [PROJ 00MR] T</b>	<b>403,394</b>	<b>653,088</b>	<b>723,089</b>	<b>723,089</b>	<b>1,095,863</b>	<b>-</b>
<b>[1528-71-0000] MEASURE M FD - ENGINEERING</b>						
4171-OVERTIME	-	-	-	-	1,000	-
4257-BANK FEES/CHARGES	-	-	5,000	5,000	5,000	-
4262-PROFESSIONAL SERVICES	-	-	340	340	-	-
4266-CONTRACT SERVICES	-	-	-	-	1,115,965	-

## EXPENDITURE DETAILS - ENGINEERING

EXPENDITURES - PROGRAM/ACCOUNT	FY 2020-21 Unaudited	FY 2021-22 Unaudited	FY 2022-23 Adj Bud	FY 2022-23 Unaudited	FY 2023-24 Adopted	FY 2023-24 Adjusted
4273-TRAINING	-	-	1,000	-	1,000	-
4290-CONTRIBUTIONS TO OTHER FUNDS	207,116	653,088	696,867	696,867	-	-
4300-CAPITAL OUTLAY	380,105	31,510	611,733	611,733	-	-
<b>[1528-71-0000] MEASURE M FD - ENGINEERING Tc</b>	<b>587,221</b>	<b>684,598</b>	<b>1,314,940</b>	<b>1,313,940</b>	<b>1,122,965</b>	-
<b>[1528-71-0010] MEASURE M FD - ENG [PROJ 0010]</b>						
4290-CONTRIBUTIONS TO OTHER FUNDS	37,596	160,246	-	747,027	-	797,200
<b>[1528-71-0010] MEASURE M FD - ENG [PROJ 0010]</b>	<b>37,596</b>	<b>160,246</b>	-	<b>747,027</b>	-	<b>797,200</b>
<b>[1529-71-0000] MEASURE W FD - ENGINEERING</b>						
4262-PROFESSIONAL SERVICES	247,386	317,293	478,831	478,831	700,000	700,000
4962-DUPLICATION ISF CHARGES	-	-	-	-	-	4,042
4964-GENL LIAB ISF CHARGES	-	-	-	-	-	3,649
<b>[1529-71-0000] MEASURE W FD - ENGINEERING Tc</b>	<b>247,386</b>	<b>317,293</b>	<b>478,831</b>	<b>478,831</b>	<b>700,000</b>	<b>707,691</b>
<b>[1900-71-0000] PROP C FD - ENGINEERING</b>						
4101-SALARIES-PERMANENT	28,092	63,759	77,996	54,500	76,183	76,183
4171-OVERTIME	2	2	-	100	1,000	1,000
4180-FICA CONTRIBUTION	-	-	-	-	1,988	-
4190-WORKERS' COMPENSATION	984	1,756	1,815	1,820	1,815	-
4191-HEALTH INSURANCE	-	-	-	-	-	18,000
4192-RETIREMENT	-	-	-	-	-	10,666
4193-PERS EE PICKUP	-	-	-	-	-	3,428
4194-LIFE INSURANCE	119	202	194	194	194	229
4195-DENTAL INSURANCE	478	714	840	840	840	648
4196-VISION INSURANCE	110	197	305	305	305	216
4197-UNEMPLOYMENT INSURANCE	175	390	2,055	2,055	2,055	381
4198-STATE DISABILITY INSURANCE	-	-	604	604	604	152
4199-MEDI-CAL CONTRIBUTION	442	925	876	876	876	762
4220-AUTOMOTIVE EQUIPMENT	-	-	3,667	3,667	3,667	-
4238-SPECIAL PROJECTS	30	-	25,000	25,000	25,000	25,000
4257-BANK FEES/CHARGES	-	-	5,000	5,000	5,000	5,000
4262-PROFESSIONAL SERVICES	156,502	495,994	1,350,616	1,350,616	551,552	-
4266-CONTRACT SERVICES	-	-	-	-	335,680	-
4269-r/ OTHER CONTRACT SERVICES	-	-	335,680	335,680	-	-
4290-CONTRIBUTIONS TO OTHER FUNDS	207,116	653,088	696,867	-	-	-
4300-CAPITAL OUTLAY	1,097,318	-	1,114,276	1,114,276	558,696	-
4962-DUPLICATION ISF CHARGES	-	-	-	-	-	818
4963-WORKERS COMP ISF CHARGES	-	-	-	-	-	9,524
4964-GENL LIAB ISF CHARGES	-	-	-	-	-	738
<b>[1900-71-0000] PROP C FD - ENGINEERING Total</b>	<b>1,491,367</b>	<b>1,217,026</b>	<b>3,615,791</b>	<b>2,895,533</b>	<b>1,565,455</b>	<b>152,745</b>
<b>[1900-71-0010] PROP C FD - ENG [PROJ 0010]</b>						
4290-CONTRIBUTIONS TO OTHER FUNDS	(2,298)	57,206	-	639,627	-	699,800
<b>[1900-71-0010] PROP C FD - ENG [PROJ 0010] Total</b>	<b>(2,298)</b>	<b>57,206</b>	-	<b>639,627</b>	-	<b>699,800</b>
<b>[2000-71-0000] PROP A FD - ENGINEERING</b>						
4101-SALARIES-PERMANENT	96,522	103,219	93,958	45,000	92,144	92,144
4171-OVERTIME	2	2	-	100	1,000	1,000
4180-FICA CONTRIBUTION	-	-	-	-	2,405	-
4190-WORKERS' COMPENSATION	5,509	5,176	22,141	22,140	2,190	-
4191-HEALTH INSURANCE	-	-	-	-	-	20,000
4192-RETIREMENT	-	-	-	-	-	12,900
4193-PERS EE PICKUP	-	-	-	-	-	4,146
4194-LIFE INSURANCE	783	866	1,080	300	234	276
4195-DENTAL INSURANCE	2,810	3,354	5,639	1,000	1,014	720
4196-VISION INSURANCE	836	923	2,046	300	368	240
4197-UNEMPLOYMENT INSURANCE	919	996	7,060	500	2,480	461
4198-STATE DISABILITY INSURANCE	-	-	2,077	200	729	184
4199-MEDI-CAL CONTRIBUTION	1,416	1,534	3,011	(13,000)	1,057	921
4210-OFFICE SUPPLIES	2,189	-	400	-	400	400

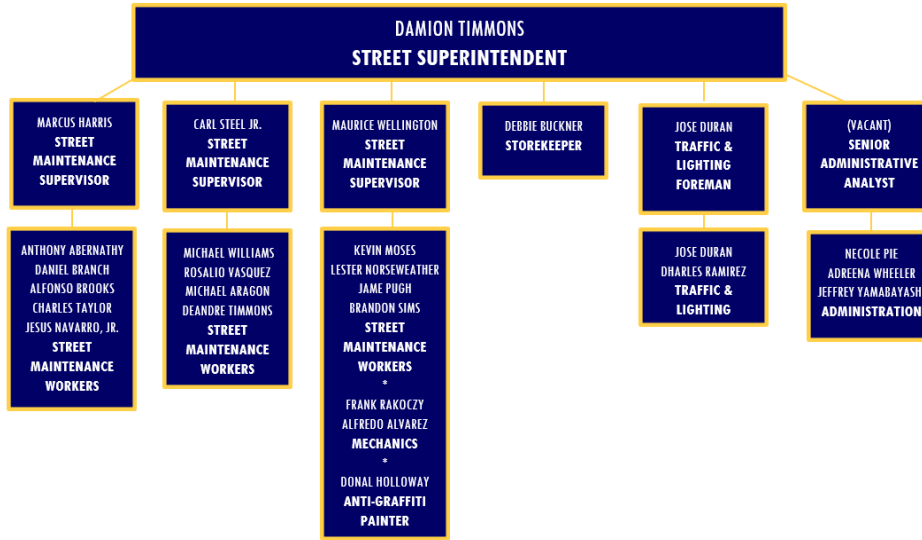
## EXPENDITURE DETAILS - ENGINEERING

EXPENDITURES - PROGRAM/ACCOUNT	FY 2020-21	FY 2021-22	FY 2022-23	FY 2022-23	FY 2023-24	FY 2023-24
	Unaudited	Unaudited	Adj Bud	Unaudited	Adopted	Adjusted
4213-PUBLISHING & ADVERTISING	-	-	10,000	-	10,000	-
4216-PRINTING & DUPLICATION	11	-	5,000	-	5,000	5,000
4219-PUBLISHING & MEMBERSHIP DUES	-	780	1,000	900	1,000	1,000
4220-AUTOMOTIVE EQUIPMENT	60,900	-	121,968	121,968	121,968	-
4238-SPECIAL PROJECTS	1,840	-	10,000	-	10,000	10,000
4246-UNIFORMS REPLACEMENT	415	1,989	-	-	-	-
4249-SPECIAL DEPARTMENT EXPENSE	-	973	5,000	400	5,000	5,000
4257-BANK FEES/CHARGES	-	-	5,000	-	5,000	5,000
4262-PROFESSIONAL SERVICES	-	-	-	-	220,873	220,873
4269-r/ OTHER CONTRACT SERVICES	1,370,918	1,415,370	2,221,398	1,737,000	-	-
4273-TRAINING	-	-	1,000	-	1,000	1,000
4300-CAPITAL OUTLAY	380,759	-	653,777	-	653,777	653,777
4962-DUPLICATION ISF CHARGES	-	-	-	-	-	(988)
4963-WORKERS COMP ISF CHARGES	-	-	-	-	-	11,494
4964-GENL LIAB ISF CHARGES	-	-	-	-	-	(892)
4996-PRIOR YEAR ADJUSTMENT	2,126	-	-	-	-	-
<b>[2000-71-0000] PROP A FD - ENGINEERING Total</b>	<b>1,927,954</b>	<b>1,535,182</b>	<b>3,171,555</b>	<b>1,916,808</b>	<b>1,137,640</b>	<b>1,044,656</b>
<b>[2100-71-0000] PERS FD - ENGINEERING</b>						
4191-HEALTH INSURANCE	65,429	89,739	186,560	73,100	253,931	53,000
4192-RETIREMENT	33,776	-	77,331	63,098	99,057	32,765
4193-PERS EE PICKUP	19,737	-	18,130	-	33,100	10,532
<b>[2100-71-0000] PERS FD - ENGINEERING Total</b>	<b>118,942</b>	<b>89,739</b>	<b>282,021</b>	<b>136,198</b>	<b>386,088</b>	<b>96,297</b>
<b>[2200-71-0000] GAS TAX COUNTY FD - ENGINEERING</b>						
4300-CAPITAL OUTLAY	3,587,672	-	2,228,748	-	2,376,109	-
<b>[2200-71-0000] GAS TAX COUNTY FD - ENGINEERING Total</b>	<b>3,587,672</b>	<b>-</b>	<b>2,228,748</b>	<b>-</b>	<b>2,376,109</b>	<b>-</b>
<b>[2300-71-0000] GAS TAX STATE FD - ENGINEERING</b>						
4101-SALARIES-PERMANENT	76,334	93,550	165,672	95,900	155,087	155,087
4171-OVERTIME	3	3	-	400	-	-
4180-FICA CONTRIBUTION	-	-	-	-	4,048	-
4190-WORKERS' COMPENSATION	2,652	2,448	5,964	5,960	3,647	-
4191-HEALTH INSURANCE	-	-	-	-	-	37,000
4192-RETIREMENT	-	-	-	-	-	21,712
4193-PERS EE PICKUP	-	-	-	-	-	6,979
4194-LIFE INSURANCE	238	364	581	581	390	465
4195-DENTAL INSURANCE	956	1,310	2,400	2,400	1,688	1,332
4196-VISION INSURANCE	220	350	871	871	613	444
4197-UNEMPLOYMENT INSURANCE	375	353	6,450	6,450	4,129	775
4198-STATE DISABILITY INSURANCE	-	-	1,897	1,897	1,214	310
4199-MEDI-CAL CONTRIBUTION	1,122	1,357	2,751	2,751	1,760	1,551
4210-OFFICE SUPPLIES	921	-	-	-	-	-
4216-PRINTING & DUPLICATION	425	769	-	-	-	-
4249-SPECIAL DEPARTMENT EXPENSE	15	3,685	5,500	4,300	10,168	10,168
4262-PROFESSIONAL SERVICES	47,329	-	40,278	40,278	-	-
4266-CONTRACT SERVICES	-	-	-	-	100,000	-
4269-r/ OTHER CONTRACT SERVICES	170,315	165,647	100,000	100,000	-	-
4962-DUPLICATION ISF CHARGES	-	-	-	-	-	1,362
4963-WORKERS COMP ISF CHARGES	-	-	-	-	-	19,137
4964-GENL LIAB ISF CHARGES	-	-	-	-	-	1,229
<b>[2300-71-0000] GAS TAX STATE FD - ENGINEERING Total</b>	<b>300,904</b>	<b>269,835</b>	<b>332,364</b>	<b>261,788</b>	<b>282,744</b>	<b>257,551</b>
<b>[2502-71-0000] STREET LIGHTING FD - ENGINEERING</b>						
4262-PROFESSIONAL SERVICES	-	32,600	68,300	68,300	52,000	52,000
4269-r/ OTHER CONTRACT SERVICES	-	-	3,366	3,366	-	-
4910-ADMINISTRATIVE OVERHEAD	-	-	-	-	-	15,676
4962-DUPLICATION ISF CHARGES	-	-	-	-	-	300
4964-GENL LIAB ISF CHARGES	-	-	-	-	-	271
<b>[2502-71-0000] STREET LIGHTING FD - ENGINEERING Total</b>	<b>-</b>	<b>32,600</b>	<b>71,666</b>	<b>71,666</b>	<b>52,000</b>	<b>68,247</b>

## EXPENDITURE DETAILS - ENGINEERING

EXPENDITURES - PROGRAM/ACCOUNT	FY 2020-21 Unaudited	FY 2021-22 Unaudited	FY 2022-23 Adj Bud	FY 2022-23 Unaudited	FY 2023-24 Adopted	FY 2023-24 Adjusted
<b>[2604-71-0000] TDA PROJECTS FD - ENGINEERING</b>						
4266-CONTRACT SERVICES	15,036	-	-	-	110,251	-
4269-r/ OTHER CONTRACT SERVICES	94,240	184,976	-	-	-	-
<b>[2604-71-0000] TDA PROJECTS FD - ENGINEERING</b>	<b>109,276</b>	<b>184,976</b>	<b>-</b>	<b>-</b>	<b>110,251</b>	<b>-</b>
<b>[3031-71-0000] MTA TAX BOND FD - ENGINEERING</b>						
4101-SALARIES-PERMANENT	-	-	187,128	-	99,464	99,464
4180-FICA CONTRIBUTION	-	-	-	-	2,596	-
4190-WORKERS' COMPENSATION	-	-	6,394	6,390	2,339	-
4191-HEALTH INSURANCE	-	-	67,371	-	-	32,000
4192-RETIREMENT	-	-	21,726	17,727	-	13,925
4193-PERS EE PICKUP	-	-	14,970	-	-	4,476
4194-LIFE INSURANCE	-	-	663	-	250	298
4195-DENTAL INSURANCE	-	-	3,573	-	1,082	1,152
4196-VISION INSURANCE	-	-	1,305	-	393	384
4197-UNEMPLOYMENT INSURANCE	-	-	6,362	-	2,648	497
4198-STATE DISABILITY INSURANCE	-	-	1,871	-	778	199
4199-MEDI-CAL CONTRIBUTION	-	-	2,713	-	1,129	995
4210-OFFICE SUPPLIES	-	-	10,000	-	10,000	10,000
4213-PUBLISHING & ADVERTISING	-	775	25,700	-	25,000	-
4216-PRINTING & DUPLICATION	-	-	50,000	-	50,000	50,000
4238-SPECIAL PROJECTS	-	-	100,000	-	100,000	100,000
4249-SPECIAL DEPARTMENT EXPENSE	-	2,269	15,000	-	15,000	15,000
4257-BANK FEES/CHARGES	5,921	11,747	10,000	79,000	10,000	10,000
4261-LEGAL SERVICES	-	-	250,000	-	250,000	250,000
4262-PROFESSIONAL SERVICES	-	-	8,850	9,000	-	-
4266-CONTRACT SERVICES	-	-	2,391,150	-	2,400,000	2,650,000
4268-INSURANCE PREMIUMS	982,110	-	-	-	-	-
4269-r/ OTHER CONTRACT SERVICES	-	-	250,000	-	250,000	-
4282-INTEREST EXPENSE	395,947	1,484,800	1,460,600	1,460,600	-	1,435,400
4297-DEBT SERVICE PAYMENT	-	605,000	630,000	630,000	-	660,000
4300-CAPITAL OUTLAY	-	6,566,950	27,302,223	6,655,000	18,773,504	-
4350-BOND ISSUE COSTS	331,950	-	-	-	-	-
4351-BOND DISCOUNT	334,080	-	-	-	-	-
4962-DUPLICATION ISF CHARGES	-	-	-	-	-	9,173
4963-WORKERS COMP ISF CHARGES	-	-	-	-	-	12,274
4964-GENL LIAB ISF CHARGES	-	-	-	-	-	8,280
<b>[3031-71-0000] MTA TAX BOND FD - ENGINEERING</b>	<b>2,050,008</b>	<b>8,671,541</b>	<b>32,817,600</b>	<b>8,857,717</b>	<b>21,994,184</b>	<b>5,363,517</b>
<b>[5116-71-0000] SEWER FD - ENGINEERING</b>						
4257-BANK FEES/CHARGES	-	11,863	30,000	-	30,000	30,000
4262-PROFESSIONAL SERVICES	16,300	16,300	28,248	24,000	30,000	30,000
4282-INTEREST EXPENSE	93,391	74,847	45,956	46,000	-	15,588
4297-DEBT SERVICE PAYMENT	-	525,000	550,000	550,000	-	580,000
4910-ADMINISTRATIVE OVERHEAD	-	-	-	-	-	13,124
4962-DUPLICATION ISF CHARGES	-	-	-	-	-	346
4964-GENL LIAB ISF CHARGES	-	-	-	-	-	313
4994-TRANSFER TO/FROM BOND/NOTE PAY	-	(525,000)	-	(550,000)	-	-
<b>[5116-71-0000] SEWER FD - ENGINEERING Total</b>	<b>109,691</b>	<b>103,010</b>	<b>654,204</b>	<b>70,000</b>	<b>60,000</b>	<b>669,371</b>
<b>[5117-71-0000] SEWER BOND 2009 FD - ENGINEERING</b>						
4257-BANK FEES/CHARGES	-	11,467	5,000	4,100	5,000	5,000
4262-PROFESSIONAL SERVICES	-	-	522,334	59,300	399,270	399,270
4282-INTEREST EXPENSE	942,222	911,391	884,532	884,532	-	856,125
4297-DEBT SERVICE PAYMENT	440,000	465,000	490,000	490,000	-	520,000
4962-DUPLICATION ISF CHARGES	-	-	-	-	-	2,335
4964-GENL LIAB ISF CHARGES	-	-	-	-	-	2,107
4994-TRANSFER TO/FROM BOND/NOTE PAY	(440,000)	(465,000)	-	(490,000)	-	-
<b>[5117-71-0000] SEWER BOND 2009 FD - ENGINEER</b>	<b>942,222</b>	<b>922,858</b>	<b>1,901,866</b>	<b>947,932</b>	<b>404,270</b>	<b>1,784,837</b>
<b>DEPARTMENT TOTAL - ALL FUNDS</b>	<b>12,135,769</b>	<b>15,334,836</b>	<b>49,449,394</b>	<b>20,096,342</b>	<b>32,543,853</b>	<b>13,186,039</b>

# STREET MAINTENANCE



## EXPENDITURE SUMMARY BY PROGRAM

PROGRAM	FY 2020-21 Unaudited	FY 2021-22 Unaudited	FY 2022-23 Adj Bud	FY 2022-23 Unaudited	FY 2023-24 Adopted	FY 2023-24 Adjusted
<b>72 - STREET MAINTENANCE</b>						
[1001-72-0000] STREETS	466,232	525,625	634,101	524,602	622,101	937,010
[1001-72-0GSO] STREETS - GENL SVCS	996,765	920,277	12,497	(9,900)	-	-
[1001-72-0PKO] STREETS - PARK MAINT	1,036,378	819,267	880,775	842,716	975,249	1,145,579
[1004-72-0000] MEASURE P - STREETS	2,400,778	886,800	2,718,941	1,742,890	1,718,941	2,019,171
[1520-72-00MR] MEASURE R - STREETS [PROJ 00MR]	374,392	285,324	459,066	363,350	478,362	623,389
[1528-72-0000] MEASURE M FD - STREETS	-	-	9,042	4,500	-	-
[1529-72-0000] MEASURE W FD - STREETS	317,709	213,720	-	-	400,000	453,437
[1900-72-0000] PROP C FD - STREETS	5,500	4	5,500	5,500	5,500	-
[2000-72-0000] PROP A FD - STREETS	1,926	-	-	-	-	-
[2100-72-0000] PERS FD - STREETS	1,552,817	955,713	1,936,212	1,318,720	1,936,212	193,354
[2100-72-0PKO] PERS FD - PARK MAINT	-	-	-	3,500	-	322,387
[2300-72-0000] GAS TAX STATE FD - STREETS	1,283,835	630,150	1,482,586	1,265,130	1,240,086	1,469,408
[2502-72-0000] STREET LIGHTING FD - STREETS	2,253,551	1,690,546	2,424,204	1,491,600	2,770,394	3,621,858
[2800-72-B148] CDBG FD - STREETS [PROJ B148]	38,629	-	-	-	-	-
[2800-72-H168] CDBG FD - STREETS [PROJ H168]	1,120,317	61,294	-	-	-	-
[2810-72-0000] ARPA FD - STREETS	-	-	-	-	1,000,000	1,000,000
[5116-72-0000] SEWER FD - STREETS	468,082	212,170	1,181,100	323,500	639,100	728,193
[5117-72-0000] SEWER BOND 2009 FD - STREETS	2,655	-	-	-	-	-
[6000-72-0000] EQUIPMENT RENTAL ISF - STREETS	2,249,499	1,124,289	4,628,014	4,271,038	1,092,018	1,047,559
<b>72 - STREET MAINTENANCE Total</b>	<b>14,569,064</b>	<b>8,325,180</b>	<b>16,372,038</b>	<b>12,147,145</b>	<b>12,877,963</b>	<b>13,561,344</b>

## EXPENDITURE SUMMARY BY CATEGORY

EXPENDITURE CATEGORY	FY 2020-21 Unaudited	FY 2021-22 Unaudited	FY 2022-23 Adj Bud	FY 2022-23 Unaudited	FY 2023-24 Adopted	FY 2023-24 Adjusted
<b>72 - STREET MAINTENANCE</b>						
01_SALARY	3,323,323	3,146,178	3,135,940	2,413,900	3,140,940	3,149,441
02_FRINGES	1,871,110	1,247,564	2,574,080	1,797,280	2,574,080	1,450,178
03_OPEXP	7,567,576	3,328,316	5,745,522	3,901,470	6,712,943	6,082,317
04_DEBTSERVICE	596,878	104,934	632,000	-	-	-
05_TRANSFER/INTERFUND TRANS	89,860	-	700,000	450,000	450,000	2,879,408
06_CAPITAL	1,120,317	498,188	3,584,496	3,584,496	-	-
<b>72 - STREET MAINTENANCE Total</b>	<b>14,569,064</b>	<b>8,325,180</b>	<b>16,372,038</b>	<b>12,147,145</b>	<b>12,877,963</b>	<b>13,561,344</b>

## **STREET MAINTENANCE DEPARTMENT GOALS**

- Citywide Median Upgrade Program
- Citywide Tree Stump Removal
- Bus Shelter Upgrade Project
- Park Playground and Equipment Upgrade
- Continued Implementation of Sign Program

## EXPENDITURE DETAILS - STREET MAINTENANCE

EXPENDITURES - PROGRAM/ACCOUNT	FY 2020-21 Unaudited	FY 2021-22 Unaudited	FY 2022-23 Adj Bud	FY 2022-23 Unaudited	FY 2023-24 Adopted	FY 2023-24 Adjusted
<b>72 - STREET MAINTENANCE</b>						
<b>[1001-72-0000] STREETS</b>						
4101-SALARIES-PERMANENT	205,040	225,319	414,226	200,200	414,226	358,672
4171-OVERTIME	2,584	-	-	(47,300)	-	-
4181-STANDBY	200	-	-	-	-	-
4190-WORKERS' COMPENSATION	4,637	2,320	20,146	20,150	20,146	-
4194-LIFE INSURANCE	878	1,137	850	1,100	850	1,076
4195-DENTAL INSURANCE	3,884	4,713	4,560	4,400	4,560	4,572
4196-VISION INSURANCE	1,274	1,637	1,654	1,600	1,654	1,524
4197-UNEMPLOYMENT INSURANCE	1,822	1,489	7,098	2,500	7,098	1,793
4198-STATE DISABILITY INSURANCE	303	-	2,088	-	2,088	717
4199-MEDI-CAL CONTRIBUTION	2,783	2,880	3,027	3,300	3,027	3,587
4210-OFFICE SUPPLIES	996	1,000	1,000	1,000	1,000	1,000
4213-PUBLISHING & ADVERTISING	-	-	2,500	-	-	-
4218-OTHER GENERAL OFFICE	-	-	3,268	2,800	6,000	6,000
4219-PUBLISHING & MEMBERSHIP DUES	425	340	-	-	-	-
4220-AUTOMOTIVE EQUIPMENT	18,952	-	18,952	18,952	18,952	-
4222-COMPUTER SOFTWARE	-	-	12,000	-	-	-
4233-MAINT/REPAIR MATERIALS-ROAD	8,722	-	-	-	-	-
4234-DISPOSAL FEES AND TRASH COLLEC	174,518	222,689	50,000	249,900	50,000	249,900
4236-MAINTENANCE & REPAIR	-	-	20,000	19,400	-	-
4243-BOOT ALLOWANCE/REPLACEMENT	1,893	1,093	2,500	2,200	2,500	2,500
4246-UNIFORMS REPLACEMENT	9,960	9,257	10,000	8,800	10,000	10,000
4249-SPECIAL DEPARTMENT EXPENSE	9,647	12,507	10,000	7,700	10,000	10,000
4266-CONTRACT SERVICES	16,711	37,486	50,000	27,600	70,000	70,000
4336-COMPUTER EQUIPMENT AND PARTS	-	1,760	232	300	-	-
4960-EQUIP RENTAL ISF CHARGES	-	-	-	-	-	39,114
4962-DUPLICATION ISF CHARGES	-	-	-	-	-	4,166
4963-WORKERS COMP ISF CHARGES	-	-	-	-	-	80,190
4964-GENL LIAB ISF CHARGES	-	-	-	-	-	92,199
4996-PRIOR YEAR ADJUSTMENT	1,007	-	-	-	-	-
<b>[1001-72-0000] STREETS Total</b>	<b>466,232</b>	<b>525,625</b>	<b>634,101</b>	<b>524,602</b>	<b>622,101</b>	<b>937,010</b>
<b>[1001-72-0GS0] STREETS - GENL SVCS</b>						
4101-SALARIES-PERMANENT	566,476	514,828	-	-	-	-
4171-OVERTIME	22,946	23,718	-	(18,400)	-	-
4181-STANDBY	18,830	14,817	-	-	-	-
4190-WORKERS' COMPENSATION	25,516	34,136	-	-	-	-
4194-LIFE INSURANCE	2,661	2,422	-	-	-	-
4195-DENTAL INSURANCE	13,720	11,926	-	-	-	-
4196-VISION INSURANCE	3,808	3,393	-	-	-	-
4197-UNEMPLOYMENT INSURANCE	5,077	5,208	-	-	-	-
4198-STATE DISABILITY INSURANCE	-	1,873	-	-	-	-
4199-MEDI-CAL CONTRIBUTION	8,844	8,303	-	-	-	-
4216-PRINTING & DUPLICATION	2,576	2,244	-	-	-	-
4220-AUTOMOTIVE EQUIPMENT	60,996	-	-	-	-	-
4236-MAINTENANCE & REPAIR	28,438	81,890	12,497	9,500	-	-
4239-CUSTODIAL SUPPLIES	45,288	49,515	-	-	-	-
4243-BOOT ALLOWANCE/REPLACEMENT	971	855	-	-	-	-
4246-UNIFORMS REPLACEMENT	8,021	10,624	-	-	-	-
4249-SPECIAL DEPARTMENT EXPENSE	4,620	503	-	-	-	-
4262-PROFESSIONAL SERVICES	34,928	44,338	-	(1,000)	-	-
4266-CONTRACT SERVICES	4,320	-	-	-	-	-
4267-LATE FEES	-	675	-	-	-	-
4269-r/ OTHER CONTRACT SERVICES	20,000	4,075	-	-	-	-
4297-DEBT SERVICE PAYMENT	101,878	104,934	-	-	-	-
4996-PRIOR YEAR ADJUSTMENT	16,851	-	-	-	-	-
<b>[1001-72-0GS0] STREETS - GENL SVCS Total</b>	<b>996,765</b>	<b>920,277</b>	<b>12,497</b>	<b>(9,900)</b>	<b>-</b>	<b>-</b>

## EXPENDITURE DETAILS - STREET MAINTENANCE

EXPENDITURES - PROGRAM/ACCOUNT	FY 2020-21 Unaudited	FY 2021-22 Unaudited	FY 2022-23 Adj Bud	FY 2022-23 Unaudited	FY 2023-24 Adopted	FY 2023-24 Adjusted
<b>[1001-72-0PK0] STREETS - PARK MAINT</b>						
4101-SALARIES-PERMANENT	488,140	576,364	476,266	478,600	476,266	531,821
4171-OVERTIME	19,680	14,305	20,000	19,800	20,000	20,000
4181-STANDBY	15,950	17,677	-	16,600	-	16,600
4190-WORKERS' COMPENSATION	33,995	40,357	66,487	66,490	66,487	-
4194-LIFE INSURANCE	1,920	2,688	1,934	2,600	1,934	1,595
4195-DENTAL INSURANCE	8,340	12,098	11,519	12,900	11,519	8,064
4196-VISION INSURANCE	2,623	3,715	4,180	3,600	4,180	2,688
4197-UNEMPLOYMENT INSURANCE	4,890	4,982	16,193	4,900	16,193	2,659
4198-STATE DISABILITY INSURANCE	-	112	4,763	-	4,763	1,064
4199-MEDI-CAL CONTRIBUTION	7,672	8,821	6,906	7,600	6,906	5,318
4216-PRINTING & DUPLICATION	638	-	-	-	-	-
4220-AUTOMOTIVE EQUIPMENT	328,806	-	112,526	112,526	112,526	-
4236-MAINTENANCE & REPAIR	29,667	21,726	63,301	56,200	60,500	60,000
4238-SPECIAL PROJECTS	527	12	5,000	4,200	5,000	5,000
4243-BOOT ALLOWANCE/REPLACEMENT	2,391	2,343	3,600	3,400	4,175	4,175
4246-UNIFORMS REPLACEMENT	14,907	16,222	18,651	17,300	20,000	20,000
4248-HORTICULTURAL ITEM	-	28,212	-	(3,700)	-	-
4249-SPECIAL DEPARTMENT EXPENSE	34,524	125	45,000	36,600	15,000	15,000
4266-CONTRACT SERVICES	5,580	14,423	5,000	1,800	118,600	149,800
4269-r/ OTHER CONTRACT SERVICES	7,125	55,086	17,449	1,300	31,200	-
4273-TRAINING	-	-	2,000	-	-	-
4960-EQUIP RENTAL ISF CHARGES	-	-	-	-	-	61,988
4962-DUPLICATION ISF CHARGES	-	-	-	-	-	4,873
4963-WORKERS COMP ISF CHARGES	-	-	-	-	-	127,085
4964-GENL LIAB ISF CHARGES	-	-	-	-	-	107,849
4996-PRIOR YEAR ADJUSTMENT	29,004	-	-	-	-	-
<b>[1001-72-0PK0] STREETS - PARK MAINT Total</b>	<b>1,036,378</b>	<b>819,267</b>	<b>880,775</b>	<b>842,716</b>	<b>975,249</b>	<b>1,145,579</b>
<b>[1004-72-0000] MEASURE P - STREETS</b>						
4101-SALARIES-PERMANENT	248,766	381,068	557,570	385,700	562,570	562,570
4171-OVERTIME	12,081	44,357	25,000	112,600	25,000	25,000
4181-STANDBY	670	704	10,500	-	10,500	-
4190-WORKERS' COMPENSATION	3,567	1,454	37,585	37,590	37,585	-
4194-LIFE INSURANCE	1,128	1,269	1,085	1,300	1,085	1,688
4195-DENTAL INSURANCE	4,693	5,249	6,119	5,600	6,119	7,488
4196-VISION INSURANCE	1,340	1,867	2,220	1,600	2,220	2,496
4197-UNEMPLOYMENT INSURANCE	1,680	3,659	9,684	4,000	9,684	2,813
4198-STATE DISABILITY INSURANCE	268	34	2,848	-	2,848	1,125
4199-MEDI-CAL CONTRIBUTION	3,530	6,237	4,130	1,300	4,130	5,626
4220-AUTOMOTIVE EQUIPMENT	57,200	-	57,200	57,200	57,200	-
4222-COMPUTER SOFTWARE	10,000	-	-	-	-	-
4228-GAS TAX FUEL	-	-	3,000	3,000	-	-
4233-MAINT/REPAIR MATERIALS-ROAD	11,852	10,171	-	-	-	-
4235-STORE PURCHASES (INVENTORY)	(92)	-	-	-	-	-
4236-MAINTENANCE & REPAIR	44,412	80,811	55,000	15,400	-	-
4249-SPECIAL DEPARTMENT EXPENSE	(124)	-	-	-	-	-
4262-PROFESSIONAL SERVICES	31,893	-	-	-	-	-
4266-CONTRACT SERVICES	1,603,250	-	1,597,000	767,600	600,000	1,000,000
4269-r/ OTHER CONTRACT SERVICES	349,310	349,920	350,000	350,000	400,000	-
4960-EQUIP RENTAL ISF CHARGES	-	-	-	-	-	64,077
4962-DUPLICATION ISF CHARGES	-	-	-	-	-	9,290
4963-WORKERS COMP ISF CHARGES	-	-	-	-	-	131,366
4964-GENL LIAB ISF CHARGES	-	-	-	-	-	205,632
4996-PRIOR YEAR ADJUSTMENT	15,353	-	-	-	-	-
<b>[1004-72-0000] MEASURE P - STREETS Total</b>	<b>2,400,778</b>	<b>886,800</b>	<b>2,718,941</b>	<b>1,742,890</b>	<b>1,718,941</b>	<b>2,019,171</b>

## EXPENDITURE DETAILS - STREET MAINTENANCE

EXPENDITURES - PROGRAM/ACCOUNT	FY 2020-21 Unaudited	FY 2021-22 Unaudited	FY 2022-23 Adj Bud	FY 2022-23 Unaudited	FY 2023-24 Adopted	FY 2023-24 Adjusted
<b>[1520-72-00MR] MEASURE R - STREETS [PROJ 00MR]</b>						
4101-SALARIES-PERMANENT	185,569	216,629	234,120	189,200	234,120	234,120
4171-OVERTIME	-	-	-	700	-	-
4190-WORKERS' COMPENSATION	12,642	11,950	26,250	26,250	26,250	-
4191-HEALTH INSURANCE	-	-	-	-	-	90,000
4192-RETIREMENT	-	-	-	-	-	32,777
4193-PERS EE PICKUP	-	-	-	-	-	10,535
4194-LIFE INSURANCE	968	935	726	900	726	702
4195-DENTAL INSURANCE	3,993	3,718	4,200	3,900	4,200	3,240
4196-VISION INSURANCE	1,379	1,288	1,524	1,200	1,524	1,080
4197-UNEMPLOYMENT INSURANCE	1,585	2,091	6,393	2,000	6,393	1,171
4198-STATE DISABILITY INSURANCE	149	2,378	1,880	(8,200)	1,880	468
4199-MEDI-CAL CONTRIBUTION	2,701	3,141	2,727	2,100	2,727	2,341
4210-OFFICE SUPPLIES	-	492	500	100	500	500
4213-PUBLISHING & ADVERTISING	-	-	250	-	250	-
4215-POSTAGE	-	28	100	-	100	100
4216-PRINTING & DUPLICATION	1,900	-	1,000	200	1,000	1,000
4220-AUTOMOTIVE EQUIPMENT	95,500	-	95,500	95,500	95,500	-
4222-COMPUTER SOFTWARE	3,600	-	-	-	-	-
4233-MAINT/REPAIR MATERIALS-ROAD	58,498	37,396	75,996	47,300	95,292	95,292
4243-BOOT ALLOWANCE/REPLACEMENT	-	500	3,500	-	3,500	3,500
4246-UNIFORMS REPLACEMENT	5,309	4,781	4,400	2,200	4,400	4,400
4960-EQUIP RENTAL ISF CHARGES	-	-	-	-	-	25,532
4962-DUPLICATION ISF CHARGES	-	-	-	-	-	2,779
4963-WORKERS COMP ISF CHARGES	-	-	-	-	-	52,343
4964-GENL LIAB ISF CHARGES	-	-	-	-	-	61,509
4996-PRIOR YEAR ADJUSTMENT	600	-	-	-	-	-
<b>[1520-72-00MR] MEASURE R - STREETS [PROJ 00M]</b>	<b>374,392</b>	<b>285,324</b>	<b>459,066</b>	<b>363,350</b>	<b>478,362</b>	<b>623,389</b>
<b>[1528-72-0000] MEASURE M FD - STREETS</b>						
4233-MAINT/REPAIR MATERIALS-ROAD	-	-	9,042	4,500	-	-
<b>[1528-72-0000] MEASURE M FD - STREETS Total</b>	<b>-</b>	<b>-</b>	<b>9,042</b>	<b>4,500</b>	<b>-</b>	<b>-</b>
<b>[1529-72-0000] MEASURE W FD - STREETS</b>						
4266-CONTRACT SERVICES	-	-	-	-	-	400,000
4269-r/ OTHER CONTRACT SERVICES	312,514	213,720	-	-	400,000	-
4962-DUPLICATION ISF CHARGES	-	-	-	-	-	2,310
4964-GENL LIAB ISF CHARGES	-	-	-	-	-	51,127
4995-TRANSFER TO/FROM PREPAID	5,195	-	-	-	-	-
<b>[1529-72-0000] MEASURE W FD - STREETS Total</b>	<b>317,709</b>	<b>213,720</b>	<b>-</b>	<b>-</b>	<b>400,000</b>	<b>453,437</b>
<b>[1900-72-0000] PROP C FD - STREETS</b>						
4210-OFFICE SUPPLIES	-	4	-	-	-	-
4220-AUTOMOTIVE EQUIPMENT	5,500	-	5,500	5,500	5,500	-
<b>[1900-72-0000] PROP C FD - STREETS Total</b>	<b>5,500</b>	<b>4</b>	<b>5,500</b>	<b>5,500</b>	<b>5,500</b>	<b>-</b>
<b>[2000-72-0000] PROP A FD - STREETS</b>						
4233-MAINT/REPAIR MATERIALS-ROAD	1,926	-	-	-	-	-
<b>[2000-72-0000] PROP A FD - STREETS Total</b>	<b>1,926</b>	<b>-</b>	<b>-</b>	<b>-</b>	<b>-</b>	<b>-</b>
<b>[2100-72-0000] PERS FD - STREETS</b>						
4191-HEALTH INSURANCE	1,023,109	955,713	1,326,651	983,600	1,326,651	127,000
4192-RETIREMENT	350,359	-	410,714	335,120	410,714	50,214
4193-PERS EE PICKUP	179,349	-	198,847	-	198,847	16,140
<b>[2100-72-0000] PERS FD - STREETS Total</b>	<b>1,552,817</b>	<b>955,713</b>	<b>1,936,212</b>	<b>1,318,720</b>	<b>1,936,212</b>	<b>193,354</b>
<b>[2100-72-0PKO] PERS FD - PARK MAINT</b>						
4191-HEALTH INSURANCE	-	-	-	3,500	-	224,000
4192-RETIREMENT	-	-	-	-	-	74,455
4193-PERS EE PICKUP	-	-	-	-	-	23,932
<b>[2100-72-0PKO] PERS FD - PARK MAINT Total</b>	<b>-</b>	<b>-</b>	<b>-</b>	<b>3,500</b>	<b>-</b>	<b>322,387</b>

## EXPENDITURE DETAILS - STREET MAINTENANCE

EXPENDITURES - PROGRAM/ACCOUNT	FY 2020-21 Unaudited	FY 2021-22 Unaudited	FY 2022-23 Adj Bud	FY 2022-23 Unaudited	FY 2023-24 Adopted	FY 2023-24 Adjusted
<b>[2300-72-0000] GAS TAX STATE FD - STREETS</b>						
4101-SALARIES-PERMANENT	843,315	489,755	582,506	423,000	582,506	582,506
4171-OVERTIME	28,423	21,582	32,500	81,300	32,500	32,500
4181-STANDBY	70	-	-	-	-	-
4190-WORKERS' COMPENSATION	33,964	17,550	122,928	122,930	122,928	-
4191-HEALTH INSURANCE	-	-	-	-	-	220,000
4192-RETIREMENT	-	-	-	-	-	81,551
4193-PERS EE PICKUP	-	-	-	-	-	26,213
4194-LIFE INSURANCE	3,808	2,284	3,890	2,200	3,890	1,748
4195-DENTAL INSURANCE	16,243	9,738	22,378	9,600	22,378	7,920
4196-VISION INSURANCE	5,197	2,941	8,120	2,700	8,120	2,640
4197-UNEMPLOYMENT INSURANCE	6,876	4,032	33,191	3,300	33,191	2,913
4198-STATE DISABILITY INSURANCE	420	38	9,762	-	9,762	1,165
4199-MEDI-CAL CONTRIBUTION	12,027	7,311	14,155	6,700	14,155	5,825
4210-OFFICE SUPPLIES	-	-	658	100	658	700
4213-PUBLISHING & ADVERTISING	-	-	250	-	250	-
4215-POSTAGE	57	-	100	100	100	100
4216-PRINTING & DUPLICATION	3,112	-	1,000	3,200	1,000	1,000
4220-AUTOMOTIVE EQUIPMENT	232,000	-	232,000	232,000	232,000	-
4221-EQUIPMENT RENTAL	4,831	-	5,000	2,200	5,000	5,000
4228-GAS TAX FUEL	-	10,978	6,400	5,100	6,400	6,400
4233-MAINT/REPAIR MATERIALS-ROAD	12,732	15,624	50,000	50,000	50,000	50,000
4234-DISPOSAL FEES AND TRASH COLLEC	4,248	-	29,248	9,100	54,248	9,100
4236-MAINTENANCE & REPAIR	11,179	18,775	50,000	50,000	28,750	50,000
4237-MAINTENANCE/REPAIR-SPE	46,979	26,219	25,000	12,300	28,750	25,000
4249-SPECIAL DEPARTMENT EXPENSE	3,197	3,322	3,500	(700)	3,500	3,500
4290-CONTRIBUTIONS TO OTHER FUNDS	-	-	250,000	250,000	-	-
4960-EQUIP RENTAL ISF CHARGES	-	-	-	-	-	67,069
4962-DUPLICATION ISF CHARGES	-	-	-	-	-	6,443
4963-WORKERS COMP ISF CHARGES	-	-	-	-	-	137,500
4964-GENL LIAB ISF CHARGES	-	-	-	-	-	142,615
4996-PRIOR YEAR ADJUSTMENT	15,156	-	-	-	-	-
<b>[2300-72-0000] GAS TAX STATE FD - STREETS Total</b>	<b>1,283,835</b>	<b>630,150</b>	<b>1,482,586</b>	<b>1,265,130</b>	<b>1,240,086</b>	<b>1,469,408</b>
<b>[2502-72-0000] STREET LIGHTING FD - STREETS</b>						
4101-SALARIES-PERMANENT	418,829	323,403	497,669	314,500	497,669	497,669
4171-OVERTIME	13,496	13,094	11,000	19,000	11,000	11,000
4181-STANDBY	27,222	26,972	10,500	25,700	10,500	25,700
4190-WORKERS' COMPENSATION	26,501	12,210	65,701	65,700	65,701	-
4191-HEALTH INSURANCE	-	-	-	-	-	162,000
4192-RETIREMENT	-	-	-	-	-	69,674
4193-PERS EE PICKUP	-	-	-	-	-	22,395
4194-LIFE INSURANCE	1,860	1,492	1,967	1,200	1,967	1,493
4195-DENTAL INSURANCE	6,334	6,056	10,679	4,400	10,679	5,832
4196-VISION INSURANCE	2,035	1,794	3,875	1,300	3,875	1,944
4197-UNEMPLOYMENT INSURANCE	2,810	2,039	18,396	2,300	18,396	2,488
4198-STATE DISABILITY INSURANCE	286	-	5,411	-	5,411	995
4199-MEDI-CAL CONTRIBUTION	6,243	5,104	7,846	4,800	7,846	4,977
4220-AUTOMOTIVE EQUIPMENT	69,000	-	69,000	69,000	69,000	-
4221-EQUIPMENT RENTAL	-	-	-	-	6,000	6,000
4222-COMPUTER SOFTWARE	2,900	-	1,800	-	1,800	1,800
4234-DISPOSAL FEES AND TRASH COLLEC	59,881	21,677	35,000	5,900	60,000	5,900
4236-MAINTENANCE & REPAIR	-	22,266	31,000	26,600	30,000	30,000
4262-PROFESSIONAL SERVICES	32,671	-	-	-	-	-
4266-CONTRACT SERVICES	-	-	-	-	-	1,769,450
4269-r/ OTHER CONTRACT SERVICES	1,370,105	1,254,439	1,453,260	751,200	1,769,450	-
4273-TRAINING	-	-	1,100	-	1,100	1,100
4290-CONTRIBUTIONS TO OTHER FUNDS	200,000	-	200,000	200,000	200,000	-
4910-ADMINISTRATIVE OVERHEAD	-	-	-	-	-	576,421
4960-EQUIP RENTAL ISF CHARGES	-	-	-	-	-	58,275

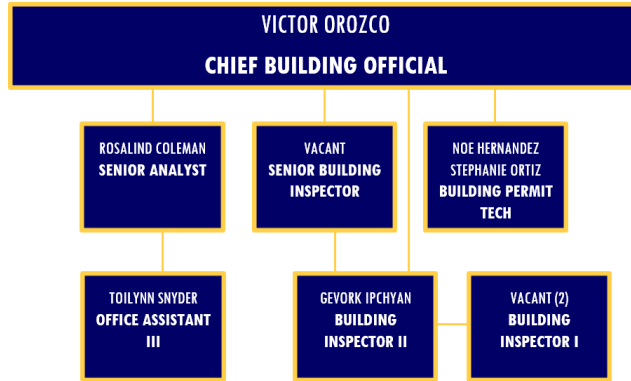
## EXPENDITURE DETAILS - STREET MAINTENANCE

EXPENDITURES - PROGRAM/ACCOUNT	FY 2020-21	FY 2021-22	FY 2022-23	FY 2022-23	FY 2023-24	FY 2023-24
	Unaudited	Unaudited	Adj Bud	Unaudited	Adopted	Adjusted
4962-DUPLICATION ISF CHARGES	-	-	-	-	-	10,689
4963-WORKERS COMP ISF CHARGES	-	-	-	-	-	119,472
4964-GENL LIAB ISF CHARGES	-	-	-	-	-	236,584
4996-PRIOR YEAR ADJUSTMENT	13,378	-	-	-	-	-
<b>[2502-72-0000] STREET LIGHTING FD - STREETS Tot</b>	<b>2,253,551</b>	<b>1,690,546</b>	<b>2,424,204</b>	<b>1,491,600</b>	<b>2,770,394</b>	<b>3,621,858</b>
<b>[2800-72-B148] CDBG FD - STREETS [PROJ B148]</b>						
4996-PRIOR YEAR ADJUSTMENT	38,629	-	-	-	-	-
<b>[2800-72-B148] CDBG FD - STREETS [PROJ B148] T</b>	<b>38,629</b>	<b>-</b>	<b>-</b>	<b>-</b>	<b>-</b>	<b>-</b>
<b>[2800-72-H168] CDBG FD - STREETS [PROJ H168]</b>						
4300-CAPITAL OUTLAY	1,120,317	61,294	-	-	-	-
<b>[2800-72-H168] CDBG FD - STREETS [PROJ H168] T</b>	<b>1,120,317</b>	<b>61,294</b>	<b>-</b>	<b>-</b>	<b>-</b>	<b>-</b>
<b>[2810-72-0000] ARPA FD - STREETS</b>						
4266-CONTRACT SERVICES	-	-	-	-	1,000,000	1,000,000
4964-GENL LIAB ISF CHARGES	-	-	-	-	-	0
<b>[2810-72-0000] ARPA FD - STREETS Total</b>	<b>-</b>	<b>-</b>	<b>-</b>	<b>-</b>	<b>1,000,000</b>	<b>1,000,000</b>
<b>[5116-72-0000] SEWER FD - STREETS</b>						
4101-SALARIES-PERMANENT	2	-	-	-	-	-
4171-OVERTIME	2,453	5,372	5,000	4,500	5,000	5,000
4181-STANDBY	76	-	10,500	-	10,500	-
4197-UNEMPLOYMENT INSURANCE	-	62	-	-	-	-
4198-STATE DISABILITY INSURANCE	-	5	-	-	-	-
4199-MEDI-CAL CONTRIBUTION	28	10	-	-	-	-
4220-AUTOMOTIVE EQUIPMENT	74,500	-	74,500	74,500	74,500	-
4221-EQUIPMENT RENTAL	1,270	-	-	-	7,500	7,500
4234-DISPOSAL FEES AND TRASH COLLEC	50,000	-	50,000	4,700	50,000	4,700
4236-MAINTENANCE & REPAIR	-	4,843	7,500	7,000	30,000	30,000
4243-BOOT ALLOWANCE/REPLACEMENT	-	-	400	-	400	400
4246-UNIFORMS REPLACEMENT	1,200	-	1,200	1,000	1,200	1,200
4249-SPECIAL DEPARTMENT EXPENSE	3,503	-	-	-	-	-
4262-PROFESSIONAL SERVICES	332,253	201,879	400,000	231,800	-	-
4266-CONTRACT SERVICES	2,779	-	-	-	460,000	460,000
4297-DEBT SERVICE PAYMENT	495,000	-	632,000	-	-	-
4800-OPEB COST-ENTERPRISE FUND	13	-	-	-	-	-
4898-INCREASE/DECREASE COMP ABSENCE	1	-	-	-	-	-
4899-PENSION EXPENSES	6	-	-	-	-	-
4910-ADMINISTRATIVE OVERHEAD	-	-	-	-	-	103,815
4960-EQUIP RENTAL ISF CHARGES	-	-	-	-	-	545
4962-DUPLICATION ISF CHARGES	-	-	-	-	-	2,938
4963-WORKERS COMP ISF CHARGES	-	-	-	-	-	47,062
4964-GENL LIAB ISF CHARGES	-	-	-	-	-	65,033
4994-TRANSFER TO/FROM BOND/NOTE PAY	(495,000)	-	-	-	-	-
<b>[5116-72-0000] SEWER FD - STREETS Total</b>	<b>468,082</b>	<b>212,170</b>	<b>1,181,100</b>	<b>323,500</b>	<b>639,100</b>	<b>728,193</b>
<b>[5117-72-0000] SEWER BOND 2009 FD - STREETS</b>						
4245-UNCOLLECTABLES	2,655	-	-	-	-	-
<b>[5117-72-0000] SEWER BOND 2009 FD - STREETS T</b>	<b>2,655</b>	<b>-</b>	<b>-</b>	<b>-</b>	<b>-</b>	<b>-</b>
<b>[6000-72-0000] EQUIPMENT RENTAL ISF - STREETS</b>						
4101-SALARIES-PERMANENT	191,751	224,500	205,583	196,400	205,583	205,583
4171-OVERTIME	1,685	2,512	32,500	3,600	32,500	32,500
4181-STANDBY	9,071	9,204	10,500	8,200	10,500	8,200
4190-WORKERS' COMPENSATION	10,039	9,115	27,446	27,450	27,446	-
4191-HEALTH INSURANCE	-	-	-	-	-	69,000
4192-RETIREMENT	-	-	-	-	-	28,782
4193-PERS EE PICKUP	-	-	-	-	-	9,251
4194-LIFE INSURANCE	753	969	1,012	900	1,012	617
4195-DENTAL INSURANCE	3,524	3,797	5,339	3,500	5,339	2,484

## EXPENDITURE DETAILS - STREET MAINTENANCE

EXPENDITURES - PROGRAM/ACCOUNT	FY 2020-21 Unaudited	FY 2021-22 Unaudited	FY 2022-23 Adj Bud	FY 2022-23 Unaudited	FY 2023-24 Adopted	FY 2023-24 Adjusted
4196-VISION INSURANCE	760	978	1,937	900	1,937	828
4197-UNEMPLOYMENT INSURANCE	1,357	1,423	8,752	1,400	8,752	1,028
4198-STATE DISABILITY INSURANCE	-	-	2,574	-	2,574	411
4199-MEDI-CAL CONTRIBUTION	2,958	3,424	3,733	3,100	3,733	2,056
4210-OFFICE SUPPLIES	3	149	200	-	200	200
4216-PRINTING & DUPLICATION	771	1,377	250	-	250	250
4218-OTHER GENERAL OFFICE	457	818	1,500	900	1,000	1,000
4220-AUTOMOTIVE EQUIPMENT	11,437	-	28,092	28,092	28,592	-
4222-COMPUTER SOFTWARE	17,510	4,500	25,420	23,600	30,000	30,000
4228-GAS TAX FUEL	242,230	293,132	300,000	286,200	300,000	300,000
4229-AUTOMOTIVE REPAIRS	62,912	50,189	75,000	73,300	86,250	86,250
4234-DISPOSAL FEES AND TRASH COLLEC	1,500	3,593	500	-	2,500	-
4236-MAINTENANCE & REPAIR	25,009	33,288	56,680	24,000	86,250	80,000
4243-BOOT ALLOWANCE/REPLACEMENT	-	450	400	-	400	400
4246-UNIFORMS REPLACEMENT	1,600	1,802	1,600	1,600	1,600	1,600
4262-PROFESSIONAL SERVICES	5,262	18,223	2,500	1,500	2,500	2,500
4266-CONTRACT SERVICES	-	-	-	-	-	3,100
4267-LATE FEES	-	93	2,000	1,900	-	-
4269-r/ OTHER CONTRACT SERVICES	-	23,843	-	-	3,100	-
4280-PENALTY INTEREST	-	15	-	-	-	-
4290-CONTRIBUTIONS TO OTHER FUNDS	250,000	-	250,000	-	250,000	-
4333-AUTOMOTIVE EQUIPMENT	-	396,320	3,584,496	3,584,496	-	-
4334-MACHINERY & EQUIPMENT	-	40,574	-	-	-	-
4800-OPEB COST-ENTERPRISE FUND	1,093,675	-	-	-	-	-
4898-INCREASE/DECREASE COMP ABSENCE	(4,161)	-	-	-	-	-
4899-PENSION EXPENSES	315,548	-	-	-	-	-
4960-EQUIP RENTAL ISF CHARGES	-	-	-	-	-	26,858
4962-DUPLICATION ISF CHARGES	-	-	-	-	-	5,001
4963-WORKERS COMP ISF CHARGES	-	-	-	-	-	38,966
4964-GENL LIAB ISF CHARGES	-	-	-	-	-	110,694
4996-PRIOR YEAR ADJUSTMENT	3,846	-	-	-	-	-
<b>[6000-72-0000] EQUIPMENT RENTAL ISF - STREETS</b>	<b>2,249,499</b>	<b>1,124,289</b>	<b>4,628,014</b>	<b>4,271,038</b>	<b>1,092,018</b>	<b>1,047,559</b>
<b>DEPARTMENT TOTAL - ALL FUNDS</b>	<b>14,569,064</b>	<b>8,325,180</b>	<b>16,372,038</b>	<b>12,147,145</b>	<b>12,877,963</b>	<b>13,561,344</b>

# BUILDING & SAFETY



## EXPENDITURE SUMMARY BY PROGRAM

PROGRAM	FY 2020-21 Unaudited	FY 2021-22 Unaudited	FY 2022-23 Adj Bud	FY 2022-23 Unaudited	FY 2023-24 Adopted	FY 2023-24 Adjusted
<b>77 - BUILDING &amp; SAFETY</b>						
[1001-77-0000] BUILDING & SAFETY	(771)	-	824,309	498,533	844,709	1,007,672
[2100-77-0000] PERS FD - BUILDING SAFETY	-	-	326,586	219,652	326,586	302,011
<b>77 - BUILDING &amp; SAFETY Total</b>	<b>(771)</b>	<b>-</b>	<b>1,150,895</b>	<b>718,185</b>	<b>1,171,295</b>	<b>1,309,683</b>

## EXPENDITURE SUMMARY BY CATEGORY

EXPENDITURE CATEGORY	FY 2020-21 Unaudited	FY 2021-22 Unaudited	FY 2022-23 Adj Bud	FY 2022-23 Unaudited	FY 2023-24 Adopted	FY 2023-24 Adjusted
<b>77 - BUILDING &amp; SAFETY</b>						
01_SALARY	(751)	-	658,920	442,500	667,020	667,020
02_FRINGES	-	-	403,695	261,685	403,695	323,842
03_OPEXP	(20)	-	88,280	14,000	100,580	162,080
05_TRANSFER/INTERFUND TRANS	-	-	-	-	-	156,741
<b>77 - BUILDING &amp; SAFETY Total</b>	<b>(771)</b>	<b>-</b>	<b>1,150,895</b>	<b>718,185</b>	<b>1,171,295</b>	<b>1,309,683</b>

## BUILDING & SAFETY DEPARTMENT GOALS

- Maintain level of service to public
- Fill all vacancies
- Provide customer service and technical training for employees
- Maintain 1-2 week plan review turn-around
- Maintain 24-48 hour inspection turn-around from date of request (normal business hours)

## EXPENDITURE DETAILS - BUILDING & SAFETY

EXPENDITURES - PROGRAM/ACCOUNT	FY 2020-21 Unaudited	FY 2021-22 Unaudited	FY 2022-23 Adj Bud	FY 2022-23 Unaudited	FY 2023-24 Adopted	FY 2023-24 Adjusted
<b>77 - BUILDING &amp; SAFETY</b>						
<b>[1001-77-0000] BUILDING &amp; SAFETY</b>						
4101-SALARIES-PERMANENT	(751)	-	651,420	438,800	659,520	659,520
4171-OVERTIME	-	-	7,500	3,700	7,500	7,500
4190-WORKERS' COMPENSATION	-	-	21,833	21,833	21,833	-
4194-LIFE INSURANCE	-	-	2,533	1,800	2,533	1,979
4195-DENTAL INSURANCE	-	-	10,719	6,000	10,719	6,480
4196-VISION INSURANCE	-	-	3,915	2,000	3,915	2,160
4197-UNEMPLOYMENT INSURANCE	-	-	22,149	3,000	22,149	3,298
4198-STATE DISABILITY INSURANCE	-	-	6,514	1,000	6,514	1,319
4199-MEDI-CAL CONTRIBUTION	-	-	9,446	6,400	9,446	6,595
4210-OFFICE SUPPLIES	-	-	5,500	4,800	5,500	5,500
4213-PUBLISHING & ADVERTISING	-	-	1,000	-	1,000	-
4216-PRINTING & DUPLICATION	-	-	14,100	3,300	14,100	14,100
4219-PUBLISHING & MEMBERSHIP DUES	-	-	1,000	300	1,000	1,000
4220-AUTOMOTIVE EQUIPMENT	-	-	12,500	-	12,500	-
4222-COMPUTER SOFTWARE	-	-	13,500	200	13,500	13,500
4223-AUTO ALLOWANCE	-	-	3,780	4,200	3,780	3,780
4243-BOOT ALLOWANCE/REPLACEMENT	-	-	600	-	600	600
4246-UNIFORMS REPLACEMENT	-	-	3,500	-	3,500	3,500
4249-SPECIAL DEPARTMENT EXPENSE	(20)	-	4,500	1,000	4,800	4,800
4262-PROFESSIONAL SERVICES	-	-	5,000	-	5,000	80,000
4266-CONTRACT SERVICES	-	-	-	-	-	35,000
4267-LATE FEES	-	-	300	200	300	300
4269-r/ OTHER CONTRACT SERVICES	-	-	23,000	-	35,000	-
4960-EQUIP RENTAL ISF CHARGES	-	-	-	-	-	63,084
4962-DUPLICATION ISF CHARGES	-	-	-	-	-	4,914
4963-WORKERS COMP ISF CHARGES	-	-	-	-	-	17,247
4964-GENL LIAB ISF CHARGES	-	-	-	-	-	71,496
<b>[1001-77-0000] BUILDING &amp; SAFETY Total</b>	<b>(771)</b>	<b>-</b>	<b>824,309</b>	<b>498,533</b>	<b>844,709</b>	<b>1,007,672</b>
<b>[2100-77-0000] PERS FD - BUILDING SAFETY</b>						
4191-HEALTH INSURANCE	-	-	202,114	109,100	202,114	180,000
4192-RETIREMENT	-	-	75,630	61,710	75,630	92,333
4193-PERS EE PICKUP	-	-	48,842	48,842	48,842	29,678
<b>[2100-77-0000] PERS FD - BUILDING SAFETY Total</b>	<b>-</b>	<b>-</b>	<b>326,586</b>	<b>219,652</b>	<b>326,586</b>	<b>302,011</b>
<b>DEPARTMENT TOTAL - ALL FUNDS</b>	<b>(771)</b>	<b>-</b>	<b>1,150,895</b>	<b>718,185</b>	<b>1,171,295</b>	<b>1,309,683</b>

# COMMUNITY DEVELOPMENT



## EXPENDITURE SUMMARY BY PROGRAM

PROGRAM	FY 2020-21 Unaudited	FY 2021-22 Unaudited	FY 2022-23 Adj Bud	FY 2022-23 Unaudited	FY 2023-24 Adopted	FY 2023-24 Adjusted
<b>78 - COMMUNITY DEVELOPMENT</b>						
[1001-54-0000] GRANT ADMINISTRATION	5,774	-	-	-	41,135	191,310
[1001-78-0000] PLANNING	230,607	244,724	432,483	62,022	455,503	475,054
[1001-78-0BSF] r/ BLDG & SAFETY	595,233	602,559	-	-	-	-
[1001-78-0CRL] ECONOMIC DEVELOPMENT	198,957	202,278	149,564	138,700	202,589	201,066
[1001-78-0GRT] r/ GRANT MGMT	99,278	73,815	120,047	174,205	-	-
[1004-78-0000] MEASURE P - COMM DEV	-	-	579,683	579,683	-	-
[1073-78-0000] JAG GRANT 2016 FD - COMM DEV	-	-	84,993	84,993	-	-
[1077-54-0000] URBAN GREENING - GRANT MGMT	-	-	-	-	-	1,207,921
[1077-78-0000] SB859 FD - COMM DEV	-	-	1,207,921	1,207,921	-	-
[1079-78-0000] JAG GRANT 2019 FD - COMM DEV	-	-	77,056	77,052	-	-
[1080-78-0000] BJA COVID 19 FD - COMM DEV	149,719	-	86,378	59,910	-	-
[1083-54-0000] JAG GRANT - GRANT MGMT	-	-	-	-	-	74,408
[1083-78-0020] DOJ FED FD - DOJ GRANT 2020	-	-	135,243	129,236	-	-
[1201-78-0000] SARAFF FD - COMM DEV	69,847	54,414	83,785	14,240	82,552	117,341
[1205-78-0000] LOCAL HOUSING FD - COMM DEV	48,353	12,738	49,246	23,448	45,932	62,622
[1530-78-0000] MTA DOT PLAN FD - COMM DEV	37,163	-	-	-	-	-
[1674-78-0000] N-HOOD STABILIZA FD - COMM DEV	4,420	-	-	-	-	-
[2100-78-0000] PERS FD - COMM DEV	607,937	341,053	838,933	490,804	-	165,758
[2100-78-0CRL] PERS FD - ECON DEV	-	-	84,217	34,226	-	72,885
[2100-78-0GRT] PERS FD - GRANT MGMT (OLD)	-	-	10,907	2,807	-	-
[2683-54-0000] CALVIP FD - ERD	(14,965)	-	114,403	114,403	-	-
[2765-54-0000] TOBACCO GRANT - GRANT MGMT	-	-	-	-	549,922	550,455
[2765-78-0001] TOBACCO GRANT - COMM DEV	-	-	280,400	-	-	-
[2789-54-0000] PER CAPITA PARK STATE GRANT - GRANTS MGN	-	-	-	-	239,070	239,070
[2789-78-0001] CAL STATE GRANTS FD - SENATE BILL 2	-	-	310,000	310,000	-	-
[2789-78-0002] CAL STATE GRANTS FD - CAL STATE LEAP GRANT	-	-	90,000	90,000	-	-
[2789-78-0003] CAL STATE GRANTS FD - OGAL PROP 68 SB 5 CAL	-	-	239,070	239,070	-	-
[2800-54-0H11] CDBG FD - ERD [PROJ 0H11]	4,123	-	-	-	-	-
[2800-54-0K03] CDBG FD - FY22 [PROJ 0K03]	-	-	-	-	1,065,370	-
[2800-54-0K05] CDBG FD - FY22 [PROJ 0K05]	-	-	-	-	10,000	10,000
[2800-54-0K11] CDBG FD - FY22 GRANT ADMIN	-	-	-	-	177,854	1,243,224
[2800-54-0K29] CDBG FD - FY22 CHILDREN'S CLINIC	-	-	-	-	60,000	60,000

## EXPENDITURE SUMMARY BY PROGRAM

PROGRAM	FY 2020-21	FY 2021-22	FY 2022-23	FY 2022-23	FY 2023-24	FY 2023-24
	Unaudited	Unaudited	Adj Bud	Unaudited	Adopted	Adjusted
[2800-54-0L02] CDBG FD - FY23 FAIR HOUSING	-	-	-	-	10,000	10,000
[2800-54-0L03] CDBG FD - FY23 [PROJ L003]	-	-	-	-	972,516	-
[2800-54-0L05] CDBG FD - FY23 [PROJ 0L05]	-	-	-	-	10,000	10,000
[2800-54-0L11] CDBG FD - FY23 GRANT ADMIN	-	-	-	-	226,231	1,198,747
[2800-54-0L29] CDBG FD - FY23 CHILDREN'S CLINIC	-	-	-	-	60,000	60,000
[2800-54-0M02] CDBG FD - FY24 FAIR HOUSING	-	-	-	-	10,000	10,000
[2800-54-0M05] CDBG FD - FY24 [PROJ M005]	-	-	-	-	1,019,118	-
[2800-54-0M11] CDBG FD - FY24 GRANT ADMIN	-	-	-	-	279,290	1,298,408
[2800-54-0M29] CDBG FD - FY24 CHILDREN'S CLINIC	-	-	-	-	30,000	30,000
[2800-54-0M30] CDBG FD - FY24 THE MAKER'S HUB	-	-	-	-	25,000	25,000
[2800-54-0M77] CDBG FD - FY24 LEGAL SERVICES	-	-	-	-	20,000	20,000
[2800-54-L139] CDBG FD - FY23 CHAMPIONS OF CARING	-	-	-	-	22,600	22,600
[2800-54-L167] CDBG FD - FY23 YOUTH BUILDING	-	-	-	-	25,000	25,000
[2800-54-M139] CDBG FD - FY24 CHAMPIONS OF CARING	-	-	-	-	12,600	12,600
[2800-54-M167] CDBG FD - FY24 YOUTH BUILD	-	-	-	-	30,000	30,000
[2800-78-0J02] CDBG FD - COMM DEV [PROJ 0J02]	10,000	-	-	-	-	-
[2800-78-0J11] CDBG FD - COMM DEV [PROJ 0J11]	99,164	-	-	-	-	-
[2800-78-0J17] CDBG FD - COMM DEV [PROJ 0J17]	506,125	-	-	-	-	-
[2800-78-0J29] CDBG FD - COMM DEV [PROJ 0J29]	55,000	-	-	-	-	-
[2800-78-0J77] CDBG FD - COMM DEV [PROJ 0J77]	13,457	-	-	-	-	-
[2800-78-0K02] CDBG FD - FAIR HOUSING	-	-	10,000	10,000	-	-
[2800-78-0K05] CDBG FD - SOUTHERN CA JR CRICKET SUBREC	-	-	10,000	10,000	-	-
[2800-78-0K11] CDBG FD - CONSOLIDATED PLAN ADMIN	2,389	107,888	2,543,146	2,508,086	-	-
[2800-78-J139] CDBG FD - COMM DEV [PROJ J139]	17,600	-	-	-	-	-
[2800-78-J167] CDBG FD - COMM DEV [PROJ J167]	20,000	-	-	-	-	-
[2800-78-J171] CDBG FD - COMM DEV [PROJ J171]	4,068	-	-	-	-	-
[2800-78-K139] CDBG FD - CHAMPIONS OF CARING	-	-	22,600	22,600	-	-
[2800-78-K167] CDBG FD - COMPTON YOUTH BUILDING	-	-	25,000	25,000	-	-
[2800-78-K171] CDBG FD - COMM DEV [PROJ K171]	-	4,976	839,968	768,646	-	-
[2801-78-0000] EMERG SHELTER FD - COMM DEV	-	-	134,000	134,000	-	-
[2805-54-0000] HOME PROG FD - GRANT MGMT	340	-	-	-	2,672,922	2,664,664
[2805-54-0RHB] HOME PROG FD - GRANT MGMT [PROJ 0RHB]	-	-	-	-	476,257	-
[2805-78-0000] HOME PROG FD - COMM DEV	167,954	75,787	2,085,573	2,068,664	-	-
[2805-78-0RHB] HOME PROG FD - COMM DEV [PROJ 0RHB]	-	-	465,563	465,563	-	-
[2807-54-0000] CHODO FD - GRANTS MGMT	-	-	-	-	468,092	268,092
[2820-78-0000] LHA FD - LOCAL HOUSING AUTHORITY	8,663,965	8,800,239	10,556,210	10,220,630	9,469,272	10,686,984
[2820-78-0010] LHA FD - EHV HOUSING ASST PAYMENT	-	11,513	-	457,806	1,056,778	461,446
[2820-78-0011] LHA FD - EHV PRELIMINARY FEES	-	2,000	10,000	10,000	-	-
[2820-78-0013] LHA FD - EHV SERVICE FEES	-	2,000	10,000	10,000	-	-
[2820-78-0FSS] LHA FD - COMM DEV [PROJ 0FSS]	5,269	2,056	12,000	12,000	-	-
[2820-78-0HSP] LHA FD - COMM DEV [PROJ 0HSP]	20,133	17,898	22,400	22,400	-	-
[2820-78-0UTL] LHA FD - COMM DEV [PROJ 0UTL]	2,083	3,361	5,400	5,400	-	-
[2820-78-CARE] LHA FD - COMM DEV [PROJ CARE]	300,953	-	-	-	-	-
[2820-78-HCAR] LHA FD - COMM DEV [PROJ HCAR]	67,493	99,945	-	-	-	-
[2822-54-0000] CDBG CV FD - GRANT MGMT	-	-	-	-	1,673,980	1,673,980
[2823-54-0000] HUD ARP FD - GRANT MGMT	-	-	-	-	1,982,678	1,988,847
[2823-78-0000] HUD ARP FD - COMM DEV	-	-	1,988,847	1,838,847	-	-
<b>78 - COMMUNITY DEVELOPMENT Total</b>	<b>11,992,438</b>	<b>10,659,245</b>	<b>23,715,036</b>	<b>22,422,362</b>	<b>23,482,259</b>	<b>25,167,482</b>

## EXPENDITURE SUMMARY BY CATEGORY

EXPENDITURE CATEGORY	FY 2020-21	FY 2021-22	FY 2022-23	FY 2022-23	FY 2023-24	FY 2023-24
	Unaudited	Unaudited	Adj Bud	Unaudited	Adopted	Adjusted
<b>78 - COMMUNITY DEVELOPMENT</b>						
01_SALARY	1,717,644	1,708,602	1,623,583	875,000	1,527,132	2,698,169
02_FRINGES	727,453	463,124	1,120,110	688,017	209,708	617,167
03_OPEXP	8,867,447	8,487,519	17,684,470	17,572,472	19,188,087	20,160,822
04_DEBTSERVICE	506,125	-	-	-	-	-
05_TRANSFER/INTERFUND TRANS	173,770	-	1,118,120	1,118,120	-	1,311,324
06_CAPITAL	-	-	2,168,753	2,168,753	2,557,332	380,000
<b>78 - COMMUNITY DEVELOPMENT Total</b>	<b>11,992,438</b>	<b>10,659,245</b>	<b>23,715,036</b>	<b>22,422,362</b>	<b>23,482,259</b>	<b>25,167,482</b>

## COMMUNITY DEVELOPMENT DEPARTMENT GOALS

### Economic Development Division

- Establish Economic Development Division
- Provide Workforce Development Assistance
- Provide Business Assistance Resources
- Create programs to Attract, Retain and Expand businesses in the City of Compton

### Compton Housing Authority

- Promote the Housing Choice Voucher and Emergency Housing Voucher Programs to landlords and participants.
- Assist low-income, elderly, disabled and unhoused individuals with permanent housing.
- Establish Project-based Voucher Program
- Provide Homeless Services & Solutions

### Planning

- Complete the General Plan 2045 Update
- Adopt New Housing Element

### Grants Division

- Grant funding to Improve eligible Parks, Infrastructure & Facilities.
- Expand Affordable Housing opportunities through housing programs
- Fund eligible Public Services such as healthcare, housing education, youth programs and recreation programs.

### Successor Agency

- Complete pending Development Agreements on Successor Agency Properties
- Market Agency properties for development

**EXPENDITURE DETAILS - COMMUNITY DEVELOPMENT**

EXPENDITURES - PROGRAM/ACCOUNT	FY 2020-21 Unaudited	FY 2021-22 Unaudited	FY 2022-23 Adj Bud	FY 2022-23 Unaudited	FY 2023-24 Adopted	FY 2023-24 Adjusted
<b>54 - GRANT MGMT</b>						
<b>[1001-54-0000] GRANT ADMINISTRATION</b>						
4101-SALARIES-PERMANENT	-	-	-	-	36,092	105,980
4171-OVERTIME	-	-	-	-	-	2,500
4190-WORKERS' COMPENSATION	-	-	-	-	722	-
4194-LIFE INSURANCE	-	-	-	-	180	-
4195-DENTAL INSURANCE	-	-	-	-	993	-
4196-VISION INSURANCE	-	-	-	-	361	-
4197-UNEMPLOYMENT INSURANCE	-	-	-	-	1,566	-
4198-STATE DISABILITY INSURANCE	-	-	-	-	552	-
4199-MEDI-CAL CONTRIBUTION	-	-	-	-	668	-
4213-PUBLISHING & ADVERTISING	-	-	-	-	-	3,000
4245-UNCOLLECTABLES	5,774	-	-	-	-	-
4262-PROFESSIONAL SERVICES	-	-	-	-	-	76,000
4962-DUPLICATION ISF CHARGES	-	-	-	-	-	1,083
4963-WORKERS COMP ISF CHARGES	-	-	-	-	-	2,747
<b>[1001-54-0000] GRANT ADMINISTRATION Total</b>	<b>5,774</b>	<b>-</b>	<b>-</b>	<b>-</b>	<b>41,135</b>	<b>191,310</b>
<b>[1077-54-0000] URBAN GREENING - GRANT MGMT</b>						
4262-PROFESSIONAL SERVICES	-	-	-	-	-	1,207,921
<b>[1077-54-0000] URBAN GREENING - GRANT MGMT Total</b>	<b>-</b>	<b>-</b>	<b>-</b>	<b>-</b>	<b>-</b>	<b>1,207,921</b>
<b>[1083-54-0000] JAG GRANT - GRANT MGMT</b>						
4101-SALARIES-PERMANENT	-	-	-	-	-	6,011
4171-OVERTIME	-	-	-	-	-	1,066
4197-UNEMPLOYMENT INSURANCE	-	-	-	-	-	204
4198-STATE DISABILITY INSURANCE	-	-	-	-	-	72
4199-MEDI-CAL CONTRIBUTION	-	-	-	-	-	87
4249-SPECIAL DEPARTMENT EXPENSE	-	-	-	-	-	6,133
4266-CONTRACT SERVICES	-	-	-	-	-	60,835
<b>[1083-54-0000] JAG GRANT - GRANT MGMT Total</b>	<b>-</b>	<b>-</b>	<b>-</b>	<b>-</b>	<b>-</b>	<b>74,408</b>
<b>[2683-54-0000] CALVIP FD - ERD</b>						
4269-r/ OTHER CONTRACT SERVICES	(14,965)	-	114,403	114,403	-	-
<b>[2683-54-0000] CALVIP FD - ERD Total</b>	<b>(14,965)</b>	<b>-</b>	<b>114,403</b>	<b>114,403</b>	<b>-</b>	<b>-</b>
<b>[2765-54-0000] TOBACCO GRANT - GRANT MGMT</b>						
4101-SALARIES-PERMANENT	-	-	-	-	-	22,863
4190-WORKERS' COMPENSATION	-	-	-	-	-	1,018
4194-LIFE INSURANCE	-	-	-	-	-	68
4195-DENTAL INSURANCE	-	-	-	-	-	300
4196-VISION INSURANCE	-	-	-	-	-	109
4197-UNEMPLOYMENT INSURANCE	-	-	-	-	-	683
4198-STATE DISABILITY INSURANCE	-	-	-	-	-	201
4199-MEDI-CAL CONTRIBUTION	-	-	-	-	-	291
4249-SPECIAL DEPARTMENT EXPENSE	-	-	-	-	5,400	5,400
4262-PROFESSIONAL SERVICES	-	-	-	-	544,522	519,522
<b>[2765-54-0000] TOBACCO GRANT - GRANT MGMT Total</b>	<b>-</b>	<b>-</b>	<b>-</b>	<b>-</b>	<b>549,922</b>	<b>550,455</b>
<b>[2789-54-0000] PER CAPITA PARK STATE GRANT - GRANTS MGMT</b>						
4266-CONTRACT SERVICES	-	-	-	-	239,070	239,070
<b>[2789-54-0000] PER CAPITA PARK STATE GRANT - (</b>	<b>-</b>	<b>-</b>	<b>-</b>	<b>-</b>	<b>239,070</b>	<b>239,070</b>
<b>[2800-54-0H11] CDBG FD - ERD [PROJ 0H11]</b>						
4262-PROFESSIONAL SERVICES	4,123	-	-	-	-	-
<b>[2800-54-0H11] CDBG FD - ERD [PROJ 0H11] Total</b>	<b>4,123</b>	<b>-</b>	<b>-</b>	<b>-</b>	<b>-</b>	<b>-</b>
<b>[2800-54-0K03] CDBG FD - FY22 [PROJ 0K03]</b>						
4300-CAPITAL OUTLAY	-	-	-	-	1,065,370	-
<b>[2800-54-0K03] CDBG FD - FY22 [PROJ 0K03] Total</b>	<b>-</b>	<b>-</b>	<b>-</b>	<b>-</b>	<b>1,065,370</b>	<b>-</b>

## EXPENDITURE DETAILS - COMMUNITY DEVELOPMENT

EXPENDITURES - PROGRAM/ACCOUNT	FY 2020-21 Unaudited	FY 2021-22 Unaudited	FY 2022-23 Adj Bud	FY 2022-23 Unaudited	FY 2023-24 Adopted	FY 2023-24 Adjusted
<b>[2800-54-0K05] CDBG FD - FY22 [PROJ 0K05]</b>						
4288-COMMUNITY PROGRAMS	-	-	-	-	10,000	10,000
<b>[2800-54-0K05] CDBG FD - FY22 [PROJ 0K05] Total</b>	-	-	-	-	<b>10,000</b>	<b>10,000</b>
<b>[2800-54-0K11] CDBG FD - FY22 GRANT ADMIN</b>						
4101-SALARIES-PERMANENT	-	-	-	-	7,377	147,854
4190-WORKERS' COMPENSATION	-	-	-	-	148	-
4194-LIFE INSURANCE	-	-	-	-	37	-
4195-DENTAL INSURANCE	-	-	-	-	203	-
4196-VISION INSURANCE	-	-	-	-	74	-
4197-UNEMPLOYMENT INSURANCE	-	-	-	-	320	-
4198-STATE DISABILITY INSURANCE	-	-	-	-	113	-
4199-MEDI-CAL CONTRIBUTION	-	-	-	-	136	-
4262-PROFESSIONAL SERVICES	-	-	-	-	30,000	30,000
4269-r/ OTHER CONTRACT SERVICES	-	-	-	-	-	1,065,370
4300-CAPITAL OUTLAY	-	-	-	-	139,446	-
<b>[2800-54-0K11] CDBG FD - FY22 GRANT ADMIN Tot</b>	-	-	-	-	<b>177,854</b>	<b>1,243,224</b>
<b>[2800-54-0K29] CDBG FD - FY22 CHILDREN'S CLINIC</b>						
4288-COMMUNITY PROGRAMS	-	-	-	-	60,000	60,000
<b>[2800-54-0K29] CDBG FD - FY22 CHILDREN'S CLINI</b>	-	-	-	-	<b>60,000</b>	<b>60,000</b>
<b>[2800-54-0L02] CDBG FD - FY23 FAIR HOUSING</b>						
4288-COMMUNITY PROGRAMS	-	-	-	-	10,000	10,000
<b>[2800-54-0L02] CDBG FD - FY23 FAIR HOUSING Tot</b>	-	-	-	-	<b>10,000</b>	<b>10,000</b>
<b>[2800-54-0L03] CDBG FD - FY23 [PROJ L003]</b>						
4300-CAPITAL OUTLAY	-	-	-	-	972,516	-
<b>[2800-54-0L03] CDBG FD - FY23 [PROJ L003] Total</b>	-	-	-	-	<b>972,516</b>	-
<b>[2800-54-0L05] CDBG FD - FY23 [PROJ 0L05]</b>						
4288-COMMUNITY PROGRAMS	-	-	-	-	10,000	10,000
<b>[2800-54-0L05] CDBG FD - FY23 [PROJ 0L05] Total</b>	-	-	-	-	<b>10,000</b>	<b>10,000</b>
<b>[2800-54-0L11] CDBG FD - FY23 GRANT ADMIN</b>						
4101-SALARIES-PERMANENT	-	-	-	-	7,377	188,231
4190-WORKERS' COMPENSATION	-	-	-	-	148	-
4194-LIFE INSURANCE	-	-	-	-	37	-
4195-DENTAL INSURANCE	-	-	-	-	203	-
4196-VISION INSURANCE	-	-	-	-	74	-
4197-UNEMPLOYMENT INSURANCE	-	-	-	-	320	-
4198-STATE DISABILITY INSURANCE	-	-	-	-	113	-
4199-MEDI-CAL CONTRIBUTION	-	-	-	-	136	-
4222-COMPUTER SOFTWARE	-	-	-	-	-	3,000
4262-PROFESSIONAL SERVICES	-	-	-	-	30,000	30,000
4266-CONTRACT SERVICES	-	-	-	-	187,823	972,516
4273-TRAINING	-	-	-	-	-	5,000
<b>[2800-54-0L11] CDBG FD - FY23 GRANT ADMIN Tot</b>	-	-	-	-	<b>226,231</b>	<b>1,198,747</b>
<b>[2800-54-0L29] CDBG FD - FY23 CHILDREN'S CLINIC</b>						
4288-COMMUNITY PROGRAMS	-	-	-	-	60,000	60,000
<b>[2800-54-0L29] CDBG FD - FY23 CHILDREN'S CLINI</b>	-	-	-	-	<b>60,000</b>	<b>60,000</b>
<b>[2800-54-0M02] CDBG FD - FY24 FAIR HOUSING</b>						
4288-COMMUNITY PROGRAMS	-	-	-	-	10,000	10,000
<b>[2800-54-0M02] CDBG FD - FY24 FAIR HOUSING Tot</b>	-	-	-	-	<b>10,000</b>	<b>10,000</b>

## EXPENDITURE DETAILS - COMMUNITY DEVELOPMENT

EXPENDITURES - PROGRAM/ACCOUNT	FY 2020-21 Unaudited	FY 2021-22 Unaudited	FY 2022-23 Adj Bud	FY 2022-23 Unaudited	FY 2023-24 Adopted	FY 2023-24 Adjusted
<b>[2800-54-0M05] CDBG FD - FY24 [PROJ M005]</b>						
4266-CONTRACT SERVICES	-	-	-	-	409,560	-
4291-LOAN PROGRAMS	-	-	-	-	229,558	-
4300-CAPITAL OUTLAY	-	-	-	-	380,000	-
<b>[2800-54-0M05] CDBG FD - FY24 [PROJ M005] Tot:</b>	-	-	-	-	<b>1,019,118</b>	-
<b>[2800-54-0M11] CDBG FD - FY24 GRANT ADMIN</b>						
4101-SALARIES-PERMANENT	-	-	-	-	83,608	232,690
4107-COMMISSIONERS' STIPEND	-	-	-	-	14,000	14,400
4171-OVERTIME	-	-	-	-	3,000	-
4190-WORKERS' COMPENSATION	-	-	-	-	1,732	-
4194-LIFE INSURANCE	-	-	-	-	433	-
4195-DENTAL INSURANCE	-	-	-	-	2,382	-
4196-VISION INSURANCE	-	-	-	-	866	-
4197-UNEMPLOYMENT INSURANCE	-	-	-	-	3,759	-
4198-STATE DISABILITY INSURANCE	-	-	-	-	1,325	-
4199-MEDI-CAL CONTRIBUTION	-	-	-	-	1,602	-
4210-OFFICE SUPPLIES	-	-	-	-	8,000	8,000
4213-PUBLISHING & ADVERTISING	-	-	-	-	4,000	4,000
4215-POSTAGE	-	-	-	-	1,000	1,000
4216-PRINTING & DUPLICATION	-	-	-	-	3,000	3,000
4218-OTHER GENERAL OFFICE	-	-	-	-	7,000	-
4219-PUBLISHING & MEMBERSHIP DUES	-	-	-	-	5,000	2,000
4222-COMPUTER SOFTWARE	-	-	-	-	5,000	-
4223-AUTO ALLOWANCE	-	-	-	-	4,200	4,200
4249-SPECIAL DEPARTMENT EXPENSE	-	-	-	-	69,382	-
4262-PROFESSIONAL SERVICES	-	-	-	-	50,000	10,000
4266-CONTRACT SERVICES	-	-	-	-	-	409,560
4273-TRAINING	-	-	-	-	10,000	-
4291-LOAN PROGRAMS	-	-	-	-	-	229,558
4300-CAPITAL OUTLAY	-	-	-	-	-	380,000
<b>[2800-54-0M11] CDBG FD - FY24 GRANT ADMIN Tot:</b>	-	-	-	-	<b>279,290</b>	<b>1,298,408</b>
<b>[2800-54-0M29] CDBG FD - FY24 CHILDREN'S CLINIC</b>						
4288-COMMUNITY PROGRAMS	-	-	-	-	30,000	30,000
<b>[2800-54-0M29] CDBG FD - FY24 CHILDREN'S CLINI</b>	-	-	-	-	<b>30,000</b>	<b>30,000</b>
<b>[2800-54-0M30] CDBG FD - FY24 THE MAKER'S HUB</b>						
4288-COMMUNITY PROGRAMS	-	-	-	-	25,000	25,000
<b>[2800-54-0M30] CDBG FD - FY24 THE MAKER'S HU</b>	-	-	-	-	<b>25,000</b>	<b>25,000</b>
<b>[2800-54-0M77] CDBG FD - FY24 LEGAL SERVICES</b>						
4288-COMMUNITY PROGRAMS	-	-	-	-	20,000	20,000
<b>[2800-54-0M77] CDBG FD - FY24 LEGAL SERVICES T</b>	-	-	-	-	<b>20,000</b>	<b>20,000</b>
<b>[2800-54-L139] CDBG FD - FY23 CHAMPIONS OF CARING</b>						
4288-COMMUNITY PROGRAMS	-	-	-	-	22,600	22,600
<b>[2800-54-L139] CDBG FD - FY23 CHAMPIONS OF CA</b>	-	-	-	-	<b>22,600</b>	<b>22,600</b>
<b>[2800-54-L167] CDBG FD - FY23 YOUTH BUILDING</b>						
4288-COMMUNITY PROGRAMS	-	-	-	-	25,000	25,000
<b>[2800-54-L167] CDBG FD - FY23 YOUTH BUILDING '</b>	-	-	-	-	<b>25,000</b>	<b>25,000</b>
<b>[2800-54-M139] CDBG FD - FY24 CHAMPIONS OF CARING</b>						
4288-COMMUNITY PROGRAMS	-	-	-	-	12,600	12,600
<b>[2800-54-M139] CDBG FD - FY24 CHAMPIONS OF C</b>	-	-	-	-	<b>12,600</b>	<b>12,600</b>
<b>[2800-54-M167] CDBG FD - FY24 YOUTH BUILD</b>						
4288-COMMUNITY PROGRAMS	-	-	-	-	30,000	30,000
<b>[2800-54-M167] CDBG FD - FY24 YOUTH BUILD Tot</b>	-	-	-	-	<b>30,000</b>	<b>30,000</b>

## EXPENDITURE DETAILS - COMMUNITY DEVELOPMENT

EXPENDITURES - PROGRAM/ACCOUNT	FY 2020-21 Unaudited	FY 2021-22 Unaudited	FY 2022-23 Adj Bud	FY 2022-23 Unaudited	FY 2023-24 Adopted	FY 2023-24 Adjusted
<b>[2805-54-0000] HOME PROG FD - GRANT MGMT</b>						
4101-SALARIES-PERMANENT	-	-	-	-	9,383	82,827
4190-WORKERS' COMPENSATION	-	-	-	-	188	-
4194-LIFE INSURANCE	-	-	-	-	47	-
4195-DENTAL INSURANCE	-	-	-	-	258	-
4196-VISION INSURANCE	-	-	-	-	94	-
4197-UNEMPLOYMENT INSURANCE	-	-	-	-	407	-
4198-STATE DISABILITY INSURANCE	-	-	-	-	144	-
4199-MEDI-CAL CONTRIBUTION	-	-	-	-	174	-
4210-OFFICE SUPPLIES	-	-	-	-	3,658	3,658
4249-SPECIAL DEPARTMENT EXPENSE	-	-	-	-	52,126	-
4262-PROFESSIONAL SERVICES	340	-	-	-	80,000	80,000
4291-LOAN PROGRAMS	-	-	-	-	2,526,444	2,498,179
<b>[2805-54-0000] HOME PROG FD - GRANT MGMT Total</b>	<b>340</b>	<b>-</b>	<b>-</b>	<b>-</b>	<b>2,672,922</b>	<b>2,664,664</b>
<b>[2805-54-0RHB] HOME PROG FD - GRANT MGMT [PROJ ORHB]</b>						
4101-SALARIES-PERMANENT	-	-	-	-	9,383	-
4190-WORKERS' COMPENSATION	-	-	-	-	188	-
4194-LIFE INSURANCE	-	-	-	-	47	-
4195-DENTAL INSURANCE	-	-	-	-	258	-
4196-VISION INSURANCE	-	-	-	-	94	-
4197-UNEMPLOYMENT INSURANCE	-	-	-	-	407	-
4198-STATE DISABILITY INSURANCE	-	-	-	-	144	-
4199-MEDI-CAL CONTRIBUTION	-	-	-	-	174	-
4291-LOAN PROGRAMS	-	-	-	-	465,563	-
<b>[2805-54-0RHB] HOME PROG FD - GRANT MGMT Total</b>	<b>-</b>	<b>-</b>	<b>-</b>	<b>-</b>	<b>476,257</b>	<b>-</b>
<b>[2807-54-0000] CHODO FD - GRANTS MGMT</b>						
4266-CONTRACT SERVICES	-	-	-	-	268,092	268,092
4288-COMMUNITY PROGRAMS	-	-	-	-	200,000	-
<b>[2807-54-0000] CHODO FD - GRANTS MGMT Total</b>	<b>-</b>	<b>-</b>	<b>-</b>	<b>-</b>	<b>468,092</b>	<b>268,092</b>
<b>[2822-54-0000] CDBG CV FD - GRANT MGMT</b>						
4101-SALARIES-PERMANENT	-	-	-	-	70,619	334,796
4171-OVERTIME	-	-	-	-	3,000	-
4190-WORKERS' COMPENSATION	-	-	-	-	1,472	-
4194-LIFE INSURANCE	-	-	-	-	368	-
4195-DENTAL INSURANCE	-	-	-	-	2,025	-
4196-VISION INSURANCE	-	-	-	-	736	-
4197-UNEMPLOYMENT INSURANCE	-	-	-	-	3,195	-
4198-STATE DISABILITY INSURANCE	-	-	-	-	1,126	-
4199-MEDI-CAL CONTRIBUTION	-	-	-	-	1,362	-
4205-GRANTS DEPT-RENT ASSISTANCE	-	-	-	-	1,200,000	-
4210-OFFICE SUPPLIES	-	-	-	-	8,000	-
4213-PUBLISHING & ADVERTISING	-	-	-	-	4,000	-
4215-POSTAGE	-	-	-	-	1,000	-
4216-PRINTING & DUPLICATION	-	-	-	-	3,000	-
4219-PUBLISHING & MEMBERSHIP DUES	-	-	-	-	5,000	-
4223-AUTO ALLOWANCE	-	-	-	-	4,200	-
4249-SPECIAL DEPARTMENT EXPENSE	-	-	-	-	20,692	-
4262-PROFESSIONAL SERVICES	-	-	-	-	-	1,339,184
4266-CONTRACT SERVICES	-	-	-	-	339,184	-
4273-TRAINING	-	-	-	-	5,000	-
<b>[2822-54-0000] CDBG CV FD - GRANT MGMT Total</b>	<b>-</b>	<b>-</b>	<b>-</b>	<b>-</b>	<b>1,673,980</b>	<b>1,673,980</b>
<b>[2823-54-0000] HUD ARP FD - GRANT MGMT</b>						
4101-SALARIES-PERMANENT	-	-	-	-	9,667	298,327
4171-OVERTIME	-	-	-	-	1,000	-
4190-WORKERS' COMPENSATION	-	-	-	-	213	-
4194-LIFE INSURANCE	-	-	-	-	53	-
4195-DENTAL INSURANCE	-	-	-	-	293	-

## EXPENDITURE DETAILS - COMMUNITY DEVELOPMENT

EXPENDITURES - PROGRAM/ACCOUNT	FY 2020-21 Unaudited	FY 2021-22 Unaudited	FY 2022-23 Adj Bud	FY 2022-23 Unaudited	FY 2023-24 Adopted	FY 2023-24 Adjusted
4196-VISION INSURANCE	-	-	-	-	107	-
4197-UNEMPLOYMENT INSURANCE	-	-	-	-	463	-
4198-STATE DISABILITY INSURANCE	-	-	-	-	163	-
4199-MEDI-CAL CONTRIBUTION	-	-	-	-	197	-
4266-CONTRACT SERVICES	-	-	-	-	1,970,520	1,690,520
<b>[2823-54-0000] HUD ARP FD - GRANT MGMT Total</b>	-	-	-	-	<b>1,982,678</b>	<b>1,988,847</b>

### 78 - COMMUNITY DEVELOPMENT

#### [1001-78-0000] PLANNING

4101-SALARIES-PERMANENT	185,078	199,961	364,295	19,700	371,663	371,663
4107-COMMISSIONERS' STIPEND	-	-	-	-	9,000	-
4158-PLANNING COMMISSION	9,000	9,150	9,000	9,000	-	-
4171-OVERTIME	2,626	4,204	3,000	600	3,000	3,000
4190-WORKERS' COMPENSATION	5,644	5,998	10,022	10,022	7,493	-
4194-LIFE INSURANCE	539	748	1,000	800	1,873	1,115
4195-DENTAL INSURANCE	996	1,479	4,620	1,600	10,303	3,492
4196-VISION INSURANCE	503	873	1,676	900	3,747	1,164
4197-UNEMPLOYMENT INSURANCE	1,103	1,147	11,258	1,800	16,260	1,858
4198-STATE DISABILITY INSURANCE	-	-	3,311	-	5,732	743
4199-MEDI-CAL CONTRIBUTION	2,904	2,964	4,801	2,900	6,931	3,717
4210-OFFICE SUPPLIES	969	2,959	4,300	3,600	1,000	1,000
4213-PUBLISHING & ADVERTISING	-	843	-	-	-	-
4215-POSTAGE	-	-	2,000	-	2,000	2,000
4216-PRINTING & DUPLICATION	3,690	7,394	4,000	8,800	5,000	5,000
4219-PUBLISHING & MEMBERSHIP DUES	999	974	-	-	-	-
4222-COMPUTER SOFTWARE	3,000	6,000	1,000	-	-	-
4223-AUTO ALLOWANCE	-	-	-	1,800	-	-
4249-SPECIAL DEPARTMENT EXPENSE	7,612	30	100	-	-	-
4270-CONVENTIONS AND MEETINGS	-	-	1,000	300	8,000	8,000
4273-TRAINING	-	-	200	200	3,500	3,500
4336-COMPUTER EQUIPMENT AND PARTS	-	-	6,900	-	-	-
4962-DUPLICATION ISF CHARGES	-	-	-	-	-	2,346
4963-WORKERS COMP ISF CHARGES	-	-	-	-	-	11,874
4964-GENL LIAB ISF CHARGES	-	-	-	-	-	54,582
4996-PRIOR YEAR ADJUSTMENT	5,944	-	-	-	-	-
<b>[1001-78-0000] PLANNING Total</b>	<b>230,607</b>	<b>244,724</b>	<b>432,483</b>	<b>62,022</b>	<b>455,503</b>	<b>475,054</b>

#### [1001-78-0BSF] r/ BLDG & SAFETY

4101-SALARIES-PERMANENT	474,728	506,414	-	-	-	-
4171-OVERTIME	653	359	-	-	-	-
4190-WORKERS' COMPENSATION	24,987	25,960	-	-	-	-
4194-LIFE INSURANCE	1,838	1,893	-	-	-	-
4195-DENTAL INSURANCE	6,707	7,270	-	-	-	-
4196-VISION INSURANCE	2,497	2,558	-	-	-	-
4197-UNEMPLOYMENT INSURANCE	2,999	3,796	-	-	-	-
4198-STATE DISABILITY INSURANCE	470	-	-	-	-	-
4199-MEDI-CAL CONTRIBUTION	7,299	7,562	-	-	-	-
4210-OFFICE SUPPLIES	3,783	5,443	-	-	-	-
4216-PRINTING & DUPLICATION	7,608	7,810	-	-	-	-
4219-PUBLISHING & MEMBERSHIP DUES	732	745	-	-	-	-
4220-AUTOMOTIVE EQUIPMENT	22,873	-	-	-	-	-
4222-COMPUTER SOFTWARE	9,000	24,000	-	-	-	-
4223-AUTO ALLOWANCE	4,200	4,200	-	-	-	-
4243-BOOT ALLOWANCE/REPLACEMENT	-	175	-	-	-	-
4249-SPECIAL DEPARTMENT EXPENSE	1,275	1,374	-	-	-	-
4262-PROFESSIONAL SERVICES	112	1,300	-	-	-	-
4267-LATE FEES	-	50	-	-	-	-
4269-r/ OTHER CONTRACT SERVICES	7,188	1,650	-	-	-	-
4996-PRIOR YEAR ADJUSTMENT	16,284	-	-	-	-	-
<b>[1001-78-0BSF] r/ BLDG &amp; SAFETY Total</b>	<b>595,233</b>	<b>602,559</b>	<b>-</b>	<b>-</b>	<b>-</b>	<b>-</b>

## EXPENDITURE DETAILS - COMMUNITY DEVELOPMENT

EXPENDITURES - PROGRAM/ACCOUNT	FY 2020-21 Unaudited	FY 2021-22 Unaudited	FY 2022-23 Adj Bud	FY 2022-23 Unaudited	FY 2023-24 Adopted	FY 2023-24 Adjusted
<b>[1001-78-0CRL] ECONOMIC DEVELOPMENT</b>						
4101-SALARIES-PERMANENT	173,357	179,221	149,564	138,700	177,756	177,756
4190-WORKERS' COMPENSATION	4,842	6,054	-	-	3,555	-
4194-LIFE INSURANCE	640	640	-	-	889	533
4195-DENTAL INSURANCE	2,389	2,381	-	-	4,888	1,440
4196-VISION INSURANCE	710	710	-	-	1,778	480
4197-UNEMPLOYMENT INSURANCE	868	868	-	-	7,715	889
4198-STATE DISABILITY INSURANCE	-	-	-	-	2,720	356
4199-MEDI-CAL CONTRIBUTION	2,576	2,658	-	-	3,288	1,778
4210-OFFICE SUPPLIES	440	-	-	-	-	-
4215-POSTAGE	-	16	-	-	-	-
4216-PRINTING & DUPLICATION	2,636	3,980	-	-	-	-
4219-PUBLISHING & MEMBERSHIP DUES	1,550	1,550	-	-	-	-
4223-AUTO ALLOWANCE	4,200	4,200	-	-	-	-
4962-DUPLICATION ISF CHARGES	-	-	-	-	-	1,058
4963-WORKERS COMP ISF CHARGES	-	-	-	-	-	5,633
4964-GENL LIAB ISF CHARGES	-	-	-	-	-	11,143
4996-PRIOR YEAR ADJUSTMENT	4,750	-	-	-	-	-
<b>[1001-78-0CRL] ECONOMIC DEVELOPMENT Total</b>	<b>198,957</b>	<b>202,278</b>	<b>149,564</b>	<b>138,700</b>	<b>202,589</b>	<b>201,066</b>
<b>[1001-78-0GRT] r/ GRANT MGMT</b>						
4101-SALARIES-PERMANENT	92,112	71,289	39,043	93,200	-	-
4171-OVERTIME	(440)	-	-	-	-	-
4190-WORKERS' COMPENSATION	316	423	1,509	1,510	-	-
4194-LIFE INSURANCE	46	120	161	161	-	-
4195-DENTAL INSURANCE	133	261	552	552	-	-
4196-VISION INSURANCE	29	112	200	200	-	-
4197-UNEMPLOYMENT INSURANCE	826	575	1,501	1,501	-	-
4198-STATE DISABILITY INSURANCE	-	-	441	441	-	-
4199-MEDI-CAL CONTRIBUTION	1,366	1,034	640	640	-	-
4262-PROFESSIONAL SERVICES	-	-	76,000	76,000	-	-
4996-PRIOR YEAR ADJUSTMENT	4,889	-	-	-	-	-
<b>[1001-78-0GRT] r/ GRANT MGMT Total</b>	<b>99,278</b>	<b>73,815</b>	<b>120,047</b>	<b>174,205</b>	-	-
<b>[1004-78-0000] MEASURE P - COMM DEV</b>						
4266-CONTRACT SERVICES	-	-	579,683	579,683	-	-
<b>[1004-78-0000] MEASURE P - COMM DEV Total</b>	-	-	<b>579,683</b>	<b>579,683</b>	-	-
<b>[1073-78-0000] JAG GRANT 2016 FD - COMM DEV</b>						
4269-r/ OTHER CONTRACT SERVICES	-	-	84,993	84,993	-	-
<b>[1073-78-0000] JAG GRANT 2016 FD - COMM DEV Total</b>	-	-	<b>84,993</b>	<b>84,993</b>	-	-
<b>[1077-78-0000] SB859 FD - COMM DEV</b>						
4262-PROFESSIONAL SERVICES	-	-	1,207,921	1,207,921	-	-
<b>[1077-78-0000] SB859 FD - COMM DEV Total</b>	-	-	<b>1,207,921</b>	<b>1,207,921</b>	-	-
<b>[1079-78-0000] JAG GRANT 2019 FD - COMM DEV</b>						
4190-WORKERS' COMPENSATION	-	-	74	70	-	-
4194-LIFE INSURANCE	-	-	11	11	-	-
4195-DENTAL INSURANCE	-	-	48	48	-	-
4196-VISION INSURANCE	-	-	17	17	-	-
4197-UNEMPLOYMENT INSURANCE	-	-	109	109	-	-
4198-STATE DISABILITY INSURANCE	-	-	32	32	-	-
4199-MEDI-CAL CONTRIBUTION	-	-	47	47	-	-
4269-r/ OTHER CONTRACT SERVICES	-	-	76,718	76,718	-	-
<b>[1079-78-0000] JAG GRANT 2019 FD - COMM DEV Total</b>	-	-	<b>77,056</b>	<b>77,052</b>	-	-

## EXPENDITURE DETAILS - COMMUNITY DEVELOPMENT

EXPENDITURES - PROGRAM/ACCOUNT	FY 2020-21 Unaudited	FY 2021-22 Unaudited	FY 2022-23 Adj Bud	FY 2022-23 Unaudited	FY 2023-24 Adopted	FY 2023-24 Adjusted
<b>[1080-78-0000] BJA COVID 19 FD - COMM DEV</b>						
4222-COMPUTER SOFTWARE	92	-	24,908	24,908	-	-
4239-CUSTODIAL SUPPLIES	9,699	-	5,301	5,301	-	-
4249-SPECIAL DEPARTMENT EXPENSE	114,999	-	26,468	-	-	-
4262-PROFESSIONAL SERVICES	24,929	-	29,701	29,701	-	-
<b>[1080-78-0000] BJA COVID 19 FD - COMM DEV Tot</b>	<b>149,719</b>	<b>-</b>	<b>86,378</b>	<b>59,910</b>	<b>-</b>	<b>-</b>
<b>[1083-78-0020] DOJ FED FD - DOJ GRANT 2020</b>						
4101-SALARIES-PERMANENT	-	-	6,011	-	-	-
4190-WORKERS' COMPENSATION	-	-	1,066	1,070	-	-
4197-UNEMPLOYMENT INSURANCE	-	-	204	204	-	-
4198-STATE DISABILITY INSURANCE	-	-	72	72	-	-
4199-MEDI-CAL CONTRIBUTION	-	-	87	87	-	-
4269-r/ OTHER CONTRACT SERVICES	-	-	127,803	127,803	-	-
<b>[1083-78-0020] DOJ FED FD - DOJ GRANT 2020 Tot</b>	<b>-</b>	<b>-</b>	<b>135,243</b>	<b>129,236</b>	<b>-</b>	<b>-</b>
<b>[1201-78-0000] SARAFF FD - COMM DEV</b>						
4101-SALARIES-PERMANENT	64,158	52,238	72,433	10,000	72,433	72,433
4171-OVERTIME	22	-	-	100	-	-
4190-WORKERS' COMPENSATION	956	785	3,238	3,240	1,449	-
4191-HEALTH INSURANCE	-	-	-	-	-	13,000
4192-RETIREMENT	-	-	-	-	-	10,141
4193-PERS EE PICKUP	-	-	-	-	-	3,259
4194-LIFE INSURANCE	321	55	305	100	362	217
4195-DENTAL INSURANCE	1,200	142	1,320	300	1,992	468
4196-VISION INSURANCE	631	109	479	200	724	156
4197-UNEMPLOYMENT INSURANCE	340	327	3,493	200	3,144	362
4198-STATE DISABILITY INSURANCE	-	-	1,027	-	1,108	145
4199-MEDI-CAL CONTRIBUTION	934	757	1,490	100	1,340	724
4962-DUPLICATION ISF CHARGES	-	-	-	-	-	583
4963-WORKERS COMP ISF CHARGES	-	-	-	-	-	2,296
4964-GENL LIAB ISF CHARGES	-	-	-	-	-	13,557
4996-PRIOR YEAR ADJUSTMENT	1,285	-	-	-	-	-
<b>[1201-78-0000] SARAFF FD - COMM DEV Total</b>	<b>69,847</b>	<b>54,414</b>	<b>83,785</b>	<b>14,240</b>	<b>82,552</b>	<b>117,341</b>
<b>[1205-78-0000] LOCAL HOUSING FD - COMM DEV</b>						
4101-SALARIES-PERMANENT	41,787	12,116	40,302	14,400	40,302	40,302
4171-OVERTIME	15	-	-	100	-	-
4190-WORKERS' COMPENSATION	624	204	2,696	2,700	806	-
4191-HEALTH INSURANCE	-	-	-	-	-	5,000
4192-RETIREMENT	-	-	-	-	-	5,642
4193-PERS EE PICKUP	-	-	-	-	-	1,814
4194-LIFE INSURANCE	177	33	226	226	202	121
4195-DENTAL INSURANCE	705	85	960	960	1,108	180
4196-VISION INSURANCE	348	65	348	348	403	60
4197-UNEMPLOYMENT INSURANCE	292	58	2,740	2,740	1,749	202
4198-STATE DISABILITY INSURANCE	-	-	806	806	617	81
4199-MEDI-CAL CONTRIBUTION	609	176	1,168	1,168	746	403
4962-DUPLICATION ISF CHARGES	-	-	-	-	-	311
4963-WORKERS COMP ISF CHARGES	-	-	-	-	-	1,277
4964-GENL LIAB ISF CHARGES	-	-	-	-	-	7,229
4996-PRIOR YEAR ADJUSTMENT	3,794	-	-	-	-	-
<b>[1205-78-0000] LOCAL HOUSING FD - COMM DEV Total</b>	<b>48,353</b>	<b>12,738</b>	<b>49,246</b>	<b>23,448</b>	<b>45,932</b>	<b>62,622</b>
<b>[1530-78-0000] MTA DOT PLAN FD - COMM DEV</b>						
4262-PROFESSIONAL SERVICES	37,163	-	-	-	-	-
<b>[1530-78-0000] MTA DOT PLAN FD - COMM DEV Total</b>	<b>37,163</b>	<b>-</b>	<b>-</b>	<b>-</b>	<b>-</b>	<b>-</b>
<b>[1674-78-0000] N-HOOD STABILIZA FD - COMM DEV</b>						
4262-PROFESSIONAL SERVICES	4,420	-	-	-	-	-
<b>[1674-78-0000] N-HOOD STABILIZA FD - COMM DEV Total</b>	<b>4,420</b>	<b>-</b>	<b>-</b>	<b>-</b>	<b>-</b>	<b>-</b>

## EXPENDITURE DETAILS - COMMUNITY DEVELOPMENT

EXPENDITURES - PROGRAM/ACCOUNT	FY 2020-21 Unaudited	FY 2021-22 Unaudited	FY 2022-23 Adj Bud	FY 2022-23 Unaudited	FY 2023-24 Adopted	FY 2023-24 Adjusted
<b>[2100-78-0000] PERS FD - COMM DEV</b>						
4191-HEALTH INSURANCE	321,468	341,053	527,739	221,100	-	97,000
4192-RETIREMENT	190,109	-	225,423	183,933	-	52,033
4193-PERS EE PICKUP	96,361	-	85,771	85,771	-	16,725
<b>[2100-78-0000] PERS FD - COMM DEV Total</b>	<b>607,937</b>	<b>341,053</b>	<b>838,933</b>	<b>490,804</b>	-	<b>165,758</b>
<b>[2100-78-0CRL] PERS FD - ECON DEV</b>						
4191-HEALTH INSURANCE	-	-	44,914	-	-	40,000
4192-RETIREMENT	-	-	27,582	22,505	-	24,886
4193-PERS EE PICKUP	-	-	11,721	11,721	-	7,999
<b>[2100-78-0CRL] PERS FD - ECON DEV Total</b>	-	-	<b>84,217</b>	<b>34,226</b>	-	<b>72,885</b>
<b>[2100-78-0GRT] PERS FD - GRANT MGMT (OLD)</b>						
4191-HEALTH INSURANCE	-	-	7,757	-	-	-
4192-RETIREMENT	-	-	1,865	1,522	-	-
4193-PERS EE PICKUP	-	-	1,285	1,285	-	-
<b>[2100-78-0GRT] PERS FD - GRANT MGMT (OLD) To</b>	-	-	<b>10,907</b>	<b>2,807</b>	-	-
<b>[2765-78-0001] TOBACCO GRANT - COMM DEV</b>						
4249-SPECIAL DEPARTMENT EXPENSE	-	-	5,400	-	-	-
4250-COMMUNICATION	-	-	275,000	-	-	-
<b>[2765-78-0001] TOBACCO GRANT - COMM DEV To</b>	-	-	<b>280,400</b>	-	-	-
<b>[2789-78-0001] CAL STATE GRANTS FD - SENATE BILL 2</b>						
4266-CONTRACT SERVICES	-	-	310,000	310,000	-	-
<b>[2789-78-0001] CAL STATE GRANTS FD - SENATE BI</b>	-	-	<b>310,000</b>	<b>310,000</b>	-	-
<b>[2789-78-0002] CAL STATE GRANTS FD - CAL STATE LEAP GRANT</b>						
4266-CONTRACT SERVICES	-	-	90,000	90,000	-	-
<b>[2789-78-0002] CAL STATE GRANTS FD - CAL STATE</b>	-	-	<b>90,000</b>	<b>90,000</b>	-	-
<b>[2789-78-0003] CAL STATE GRANTS FD - OGAL PROP 68 SB 5 CAL STATE</b>						
4266-CONTRACT SERVICES	-	-	239,070	239,070	-	-
<b>[2789-78-0003] CAL STATE GRANTS FD - OGAL PRC</b>	-	-	<b>239,070</b>	<b>239,070</b>	-	-
<b>[2800-78-0J02] CDBG FD - COMM DEV [PROJ 0J02]</b>						
4289-r/ CONTRIBUTION TO OTHER AGENCIES	10,000	-	-	-	-	-
<b>[2800-78-0J02] CDBG FD - COMM DEV [PROJ 0J02]</b>	<b>10,000</b>	-	-	-	-	-
<b>[2800-78-0J11] CDBG FD - COMM DEV [PROJ 0J11]</b>						
4101-SALARIES-PERMANENT	91,150	-	-	-	-	-
4190-WORKERS' COMPENSATION	660	-	-	-	-	-
4194-LIFE INSURANCE	367	-	-	-	-	-
4195-DENTAL INSURANCE	1,206	-	-	-	-	-
4196-VISION INSURANCE	424	-	-	-	-	-
4197-UNEMPLOYMENT INSURANCE	407	-	-	-	-	-
4199-MEDI-CAL CONTRIBUTION	1,322	-	-	-	-	-
4210-OFFICE SUPPLIES	567	-	-	-	-	-
4216-PRINTING & DUPLICATION	50	-	-	-	-	-
4996-PRIOR YEAR ADJUSTMENT	3,011	-	-	-	-	-
<b>[2800-78-0J11] CDBG FD - COMM DEV [PROJ 0J11]</b>	<b>99,164</b>	-	-	-	-	-
<b>[2800-78-0J17] CDBG FD - COMM DEV [PROJ 0J17]</b>						
4282-INTEREST EXPENSE	6,125	-	-	-	-	-
4297-DEBT SERVICE PAYMENT	500,000	-	-	-	-	-
<b>[2800-78-0J17] CDBG FD - COMM DEV [PROJ 0J17]</b>	<b>506,125</b>	-	-	-	-	-
<b>[2800-78-0J29] CDBG FD - COMM DEV [PROJ 0J29]</b>						
4289-r/ CONTRIBUTION TO OTHER AGENCIES	55,000	-	-	-	-	-
<b>[2800-78-0J29] CDBG FD - COMM DEV [PROJ 0J29]</b>	<b>55,000</b>	-	-	-	-	-

## EXPENDITURE DETAILS - COMMUNITY DEVELOPMENT

EXPENDITURES - PROGRAM/ACCOUNT	FY 2020-21 Unaudited	FY 2021-22 Unaudited	FY 2022-23 Adj Bud	FY 2022-23 Unaudited	FY 2023-24 Adopted	FY 2023-24 Adjusted
<b>[2800-78-0J77] CDBG FD - COMM DEV [PROJ 0J77]</b>						
4289-r/ CONTRIBUTION TO OTHER AGENCIES	13,457	-	-	-	-	-
<b>[2800-78-0J77] CDBG FD - COMM DEV [PROJ 0J77]</b>	<b>13,457</b>	-	-	-	-	-
<b>[2800-78-0K02] CDBG FD - FAIR HOUSING</b>						
4289-r/ CONTRIBUTION TO OTHER AGENCIES	-	-	10,000	10,000	-	-
<b>[2800-78-0K02] CDBG FD - FAIR HOUSING Total</b>	-	-	<b>10,000</b>	<b>10,000</b>	-	-
<b>[2800-78-0K05] CDBG FD - SOUTHERN CA JR CRICKET SUBREC</b>						
4289-r/ CONTRIBUTION TO OTHER AGENCIES	-	-	10,000	10,000	-	-
<b>[2800-78-0K05] CDBG FD - SOUTHERN CA JR CRICK</b>	-	-	<b>10,000</b>	<b>10,000</b>	-	-
<b>[2800-78-0K11] CDBG FD - CONSOLIDATED PLAN ADMIN</b>						
4101-SALARIES-PERMANENT	2,355	98,003	98,363	74,600	-	-
4190-WORKERS' COMPENSATION	-	841	6,797	6,800	-	-
4193-PERS EE PICKUP	-	-	648	648	-	-
4194-LIFE INSURANCE	-	387	2,484	2,484	-	-
4195-DENTAL INSURANCE	-	1,230	-	-	-	-
4196-VISION INSURANCE	-	486	901	901	-	-
4197-UNEMPLOYMENT INSURANCE	-	418	5,812	5,812	-	-
4198-STATE DISABILITY INSURANCE	-	-	1,709	1,709	-	-
4199-MEDI-CAL CONTRIBUTION	34	1,421	2,479	2,479	-	-
4210-OFFICE SUPPLIES	-	-	12,800	12,800	-	-
4213-PUBLISHING & ADVERTISING	-	2,191	5,000	3,800	-	-
4215-POSTAGE	-	-	1,000	1,000	-	-
4216-PRINTING & DUPLICATION	-	1,281	5,000	5,000	-	-
4243-BOOT ALLOWANCE/REPLACEMENT	-	-	4,200	-	-	-
4249-SPECIAL DEPARTMENT EXPENSE	-	59	1,000	100	-	-
4262-PROFESSIONAL SERVICES	-	-	80,000	80,000	-	-
4269-r/ OTHER CONTRACT SERVICES	-	-	80,000	80,000	-	-
4273-TRAINING	-	-	5,000	-	-	-
4289-r/ CONTRIBUTION TO OTHER AGENCIES	-	-	60,000	60,000	-	-
4300-CAPITAL OUTLAY	-	-	2,168,753	2,168,753	-	-
4336-COMPUTER EQUIPMENT AND PARTS	-	1,572	1,200	1,200	-	-
<b>[2800-78-0K11] CDBG FD - CONSOLIDATED PLAN A</b>	<b>2,389</b>	<b>107,888</b>	<b>2,543,146</b>	<b>2,508,086</b>	-	-
<b>[2800-78-J139] CDBG FD - COMM DEV [PROJ J139]</b>						
4289-r/ CONTRIBUTION TO OTHER AGENCIES	17,600	-	-	-	-	-
<b>[2800-78-J139] CDBG FD - COMM DEV [PROJ J139]</b>	<b>17,600</b>	-	-	-	-	-
<b>[2800-78-J167] CDBG FD - COMM DEV [PROJ J167]</b>						
4289-r/ CONTRIBUTION TO OTHER AGENCIES	20,000	-	-	-	-	-
<b>[2800-78-J167] CDBG FD - COMM DEV [PROJ J167]</b>	<b>20,000</b>	-	-	-	-	-
<b>[2800-78-J171] CDBG FD - COMM DEV [PROJ J171]</b>						
4101-SALARIES-PERMANENT	2,213	-	-	-	-	-
4190-WORKERS' COMPENSATION	24	-	-	-	-	-
4194-LIFE INSURANCE	373	-	-	-	-	-
4195-DENTAL INSURANCE	1,044	-	-	-	-	-
4196-VISION INSURANCE	382	-	-	-	-	-
4199-MEDI-CAL CONTRIBUTION	32	-	-	-	-	-
<b>[2800-78-J171] CDBG FD - COMM DEV [PROJ J171]</b>	<b>4,068</b>	-	-	-	-	-
<b>[2800-78-K139] CDBG FD - CHAMPIONS OF CARING</b>						
4289-r/ CONTRIBUTION TO OTHER AGENCIES	-	-	22,600	22,600	-	-
<b>[2800-78-K139] CDBG FD - CHAMPIONS OF CARING</b>	-	-	<b>22,600</b>	<b>22,600</b>	-	-
<b>[2800-78-K167] CDBG FD - COMPTON YOUTH BUILDING</b>						
4289-r/ CONTRIBUTION TO OTHER AGENCIES	-	-	25,000	25,000	-	-
<b>[2800-78-K167] CDBG FD - COMPTON YOUTH BUIL</b>	-	-	<b>25,000</b>	<b>25,000</b>	-	-

## EXPENDITURE DETAILS - COMMUNITY DEVELOPMENT

EXPENDITURES - PROGRAM/ACCOUNT	FY 2020-21 Unaudited	FY 2021-22 Unaudited	FY 2022-23 Adj Bud	FY 2022-23 Unaudited	FY 2023-24 Adopted	FY 2023-24 Adjusted
<b>[2800-78-K171] CDBG FD - COMM DEV [PROJ K171]</b>						
4101-SALARIES-PERMANENT	-	3,173	70,619	2,300	-	-
4190-WORKERS' COMPENSATION	-	219	6,523	6,520	-	-
4194-LIFE INSURANCE	-	292	600	600	-	-
4195-DENTAL INSURANCE	-	796	2,196	2,196	-	-
4196-VISION INSURANCE	-	325	797	797	-	-
4197-UNEMPLOYMENT INSURANCE	-	125	5,416	5,416	-	-
4198-STATE DISABILITY INSURANCE	-	-	1,593	1,593	-	-
4199-MEDI-CAL CONTRIBUTION	-	46	2,310	2,310	-	-
4213-PUBLISHING & ADVERTISING	-	-	3,000	-	-	-
4218-OTHER GENERAL OFFICE	-	-	2,000	2,000	-	-
4269-r/ OTHER CONTRACT SERVICES	-	-	744,914	744,914	-	-
<b>[2800-78-K171] CDBG FD - COMM DEV [PROJ K171]</b>	<b>-</b>	<b>4,976</b>	<b>839,968</b>	<b>768,646</b>	<b>-</b>	<b>-</b>
<b>[2801-78-0000] EMERG SHELTER FD - COMM DEV</b>						
4269-r/ OTHER CONTRACT SERVICES	-	-	134,000	134,000	-	-
<b>[2801-78-0000] EMERG SHELTER FD - COMM DEV 1</b>	<b>-</b>	<b>-</b>	<b>134,000</b>	<b>134,000</b>	<b>-</b>	<b>-</b>
<b>[2805-78-0000] HOME PROG FD - COMM DEV</b>						
4101-SALARIES-PERMANENT	64,340	72,563	25,483	60,200	-	-
4171-OVERTIME	-	-	-	100	-	-
4190-WORKERS' COMPENSATION	17	615	-	-	-	-
4194-LIFE INSURANCE	97	123	180	180	-	-
4195-DENTAL INSURANCE	316	352	720	720	-	-
4196-VISION INSURANCE	92	142	261	261	-	-
4197-UNEMPLOYMENT INSURANCE	208	310	1,710	1,710	-	-
4198-STATE DISABILITY INSURANCE	-	-	503	503	-	-
4199-MEDI-CAL CONTRIBUTION	933	1,052	729	729	-	-
4210-OFFICE SUPPLIES	293	-	3,658	3,658	-	-
4249-SPECIAL DEPARTMENT EXPENSE	-	-	52,126	400	-	-
4262-PROFESSIONAL SERVICES	285	630	100,060	100,060	-	-
4291-LOAN PROGRAMS	100,000	-	1,900,143	1,900,143	-	-
4996-PRIOR YEAR ADJUSTMENT	1,373	-	-	-	-	-
<b>[2805-78-0000] HOME PROG FD - COMM DEV Tot</b>	<b>167,954</b>	<b>75,787</b>	<b>2,085,573</b>	<b>2,068,664</b>	<b>-</b>	<b>-</b>
<b>[2805-78-0RHB] HOME PROG FD - COMM DEV [PROJ 0RHB]</b>						
4291-LOAN PROGRAMS	-	-	465,563	465,563	-	-
<b>[2805-78-0RHB] HOME PROG FD - COMM DEV [PR</b>	<b>-</b>	<b>-</b>	<b>465,563</b>	<b>465,563</b>	<b>-</b>	<b>-</b>
<b>[2820-78-0000] LHA FD - LOCAL HOUSING AUTHORITY</b>						
4101-SALARIES-PERMANENT	514,341	499,711	595,470	452,000	595,470	595,470
4159-HOUSING ADVISORY	150	200	-	-	3,000	-
4190-WORKERS' COMPENSATION	7,988	8,272	24,580	24,580	11,909	-
4191-HEALTH INSURANCE	-	-	-	-	-	185,000
4192-RETIREMENT	-	-	-	-	-	83,366
4193-PERS EE PICKUP	-	-	-	-	-	26,796
4194-LIFE INSURANCE	1,957	1,985	2,294	2,294	2,977	1,786
4195-DENTAL INSURANCE	7,925	8,401	11,099	11,099	16,375	6,660
4196-VISION INSURANCE	2,332	2,590	4,027	4,027	5,955	2,220
4197-UNEMPLOYMENT INSURANCE	3,511	3,510	20,882	20,882	25,843	2,977
4198-STATE DISABILITY INSURANCE	-	-	6,142	6,142	9,111	1,191
4199-MEDI-CAL CONTRIBUTION	7,499	7,248	8,906	8,906	11,016	5,955
4208-HAP PORT OUTS	270,342	109,581	393,936	393,936	200,000	200,000
4209-ADMIN FEE CONTRI OTHER AGENCY	11,819	4,833	20,500	20,500	20,000	20,000
4210-OFFICE SUPPLIES	2,484	2,799	12,500	12,500	6,500	6,500
4213-PUBLISHING & ADVERTISING	-	-	-	-	3,000	3,000
4215-POSTAGE	3,747	5,035	8,000	8,000	4,000	4,000
4216-PRINTING & DUPLICATION	10,919	5,295	11,000	11,000	5,000	5,000
4218-OTHER GENERAL OFFICE	1,466	1,186	5,000	5,000	2,000	2,000
4219-PUBLISHING & MEMBERSHIP DUES	2,797	2,447	6,000	6,000	3,000	3,000

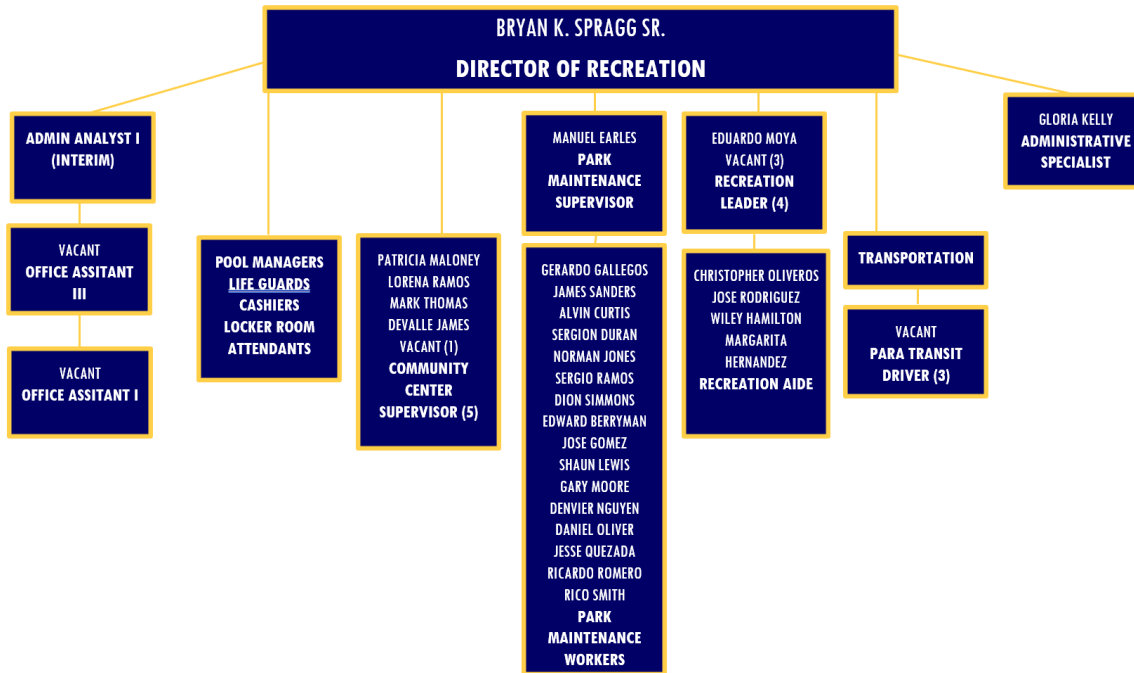
**EXPENDITURE DETAILS - COMMUNITY DEVELOPMENT**

EXPENDITURES - PROGRAM/ACCOUNT	FY 2020-21	FY 2021-22	FY 2022-23	FY 2022-23	FY 2023-24	FY 2023-24
	Unaudited	Unaudited	Adj Bud	Unaudited	Adopted	Adjusted
4220-AUTOMOTIVE EQUIPMENT	7,624	-	7,700	7,700	7,700	-
4222-COMPUTER SOFTWARE	7,163	2,700	66,276	66,276	42,200	42,200
4236-MAINTENANCE & REPAIR	-	-	500	1,000	-	-
4249-SPECIAL DEPARTMENT EXPENSE	100	2,021	181,600	2,300	18,500	18,500
4262-PROFESSIONAL SERVICES	-	239	27,200	27,200	6,000	6,000
4267-LATE FEES	-	-	500	80	500	500
4273-TRAINING	893	-	17,000	4,110	12,000	12,000
4284-HAP PORT INS	305,779	498,277	750,000	750,000	249,979	249,979
4285-HSG ASSISTANCE PAYMENT	7,397,864	7,555,021	8,294,211	8,294,211	8,128,349	8,128,349
4286-CITY HALL RENT	78,887	78,887	78,887	78,887	78,887	-
4336-COMPUTER EQUIPMENT AND PARTS	-	-	2,000	2,000	-	-
4910-ADMINISTRATIVE OVERHEAD	-	-	-	-	-	920,574
4960-EQUIP RENTAL ISF CHARGES	-	-	-	-	-	14,019
4963-WORKERS COMP ISF CHARGES	-	-	-	-	-	18,872
4964-GENL LIAB ISF CHARGES	-	-	-	-	-	121,070
4996-PRIOR YEAR ADJUSTMENT	16,382	-	-	-	-	-
<b>[2820-78-0000] LHA FD - LOCAL HOUSING AUTHOF</b>	<b>8,663,965</b>	<b>8,800,239</b>	<b>10,556,210</b>	<b>10,220,630</b>	<b>9,469,272</b>	<b>10,686,984</b>
<b>[2820-78-0010] LHA FD - EHV HOUSING ASST PAYMENT</b>						
4208-HAP PORT OUTS	-	-	-	2,656	100,000	-
4209-ADMIN FEE CONTRI OTHER AGENCY	-	-	-	189	500	-
4210-OFFICE SUPPLIES	-	-	-	-	2,000	2,000
4213-PUBLISHING & ADVERTISING	-	-	-	-	1,000	1,000
4215-POSTAGE	-	-	-	-	2,000	2,000
4216-PRINTING & DUPLICATION	-	-	-	-	2,000	2,000
4218-OTHER GENERAL OFFICE	-	-	-	-	1,000	1,000
4219-PUBLISHING & MEMBERSHIP DUES	-	-	-	-	1,000	1,000
4222-COMPUTER SOFTWARE	-	-	-	-	10,000	10,000
4249-SPECIAL DEPARTMENT EXPENSE	-	-	-	-	86,000	86,000
4262-PROFESSIONAL SERVICES	-	-	-	-	1,000	1,000
4266-CONTRACT SERVICES	-	-	-	-	166,300	167,300
4267-LATE FEES	-	-	-	-	500	500
4269-r/ OTHER CONTRACT SERVICES	-	-	-	-	1,000	-
4271-SHERIFF CONTRACT SERVICES	-	-	-	-	5,300	5,300
4272-MISCELLANEOUS	-	-	-	-	56,276	56,276
4273-TRAINING	-	-	-	-	5,000	5,000
4284-HAP PORT INS	-	8,779	-	158,843	150,000	-
4285-HSG ASSISTANCE PAYMENT	-	2,734	-	296,118	465,902	-
4964-GENL LIAB ISF CHARGES	-	-	-	-	-	121,070
<b>[2820-78-0010] LHA FD - EHV HOUSING ASST PAYM</b>	<b>-</b>	<b>11,513</b>	<b>-</b>	<b>457,806</b>	<b>1,056,778</b>	<b>461,446</b>
<b>[2820-78-0011] LHA FD - EHV PRELIMINARY FEES</b>						
4269-r/ OTHER CONTRACT SERVICES	-	2,000	10,000	10,000	-	-
<b>[2820-78-0011] LHA FD - EHV PRELIMINARY FEES T</b>	<b>-</b>	<b>2,000</b>	<b>10,000</b>	<b>10,000</b>	<b>-</b>	<b>-</b>
<b>[2820-78-0013] LHA FD - EHV SERVICE FEES</b>						
4266-CONTRACT SERVICES	-	2,000	10,000	10,000	-	-
<b>[2820-78-0013] LHA FD - EHV SERVICE FEES Total</b>	<b>-</b>	<b>2,000</b>	<b>10,000</b>	<b>10,000</b>	<b>-</b>	<b>-</b>
<b>[2820-78-0FSS] LHA FD - COMM DEV [PROJ 0FSS]</b>						
4285-HSG ASSISTANCE PAYMENT	5,269	2,056	12,000	12,000	-	-
<b>[2820-78-0FSS] LHA FD - COMM DEV [PROJ 0FSS] T</b>	<b>5,269</b>	<b>2,056</b>	<b>12,000</b>	<b>12,000</b>	<b>-</b>	<b>-</b>
<b>[2820-78-0HSP] LHA FD - COMM DEV [PROJ 0HSP]</b>						
4285-HSG ASSISTANCE PAYMENT	20,133	17,898	22,400	22,400	-	-
<b>[2820-78-0HSP] LHA FD - COMM DEV [PROJ 0HSP]</b>	<b>20,133</b>	<b>17,898</b>	<b>22,400</b>	<b>22,400</b>	<b>-</b>	<b>-</b>
<b>[2820-78-0UTL] LHA FD - COMM DEV [PROJ 0UTL]</b>						
4284-HAP PORT INS	-	-	2,000	2,000	-	-
4285-HSG ASSISTANCE PAYMENT	2,083	3,361	3,400	3,400	-	-
<b>[2820-78-0UTL] LHA FD - COMM DEV [PROJ 0UTL]</b>	<b>2,083</b>	<b>3,361</b>	<b>5,400</b>	<b>5,400</b>	<b>-</b>	<b>-</b>

## EXPENDITURE DETAILS - COMMUNITY DEVELOPMENT

EXPENDITURES - PROGRAM/ACCOUNT	FY 2020-21 Unaudited	FY 2021-22 Unaudited	FY 2022-23 Adj Bud	FY 2022-23 Unaudited	FY 2023-24 Adopted	FY 2023-24 Adjusted
<b>[2820-78-CARE] LHA FD - COMM DEV [PROJ CARE]</b>						
4285-HSG ASSISTANCE PAYMENT	300,953	-	-	-	-	-
<b>[2820-78-CARE] LHA FD - COMM DEV [PROJ CARE]</b>	<b>300,953</b>	-	-	-	-	-
<b>[2820-78-HCAR] LHA FD - COMM DEV [PROJ HCAR]</b>						
4210-OFFICE SUPPLIES	1,000	9,030	-	-	-	-
4218-OTHER GENERAL OFFICE	18,900	1,593	-	-	-	-
4222-COMPUTER SOFTWARE	14,514	87,109	-	-	-	-
4249-SPECIAL DEPARTMENT EXPENSE	3,186	-	-	-	-	-
4262-PROFESSIONAL SERVICES	-	2,065	-	-	-	-
4269-r/ OTHER CONTRACT SERVICES	1,800	-	-	-	-	-
4335-OFFICE FURNITURE & EQUIPMENT	28,093	147	-	-	-	-
<b>[2820-78-HCAR] LHA FD - COMM DEV [PROJ HCAR]</b>	<b>67,493</b>	<b>99,945</b>	-	-	-	-
<b>[2823-78-0000] HUD ARP FD - COMM DEV</b>						
4101-SALARIES-PERMANENT	-	-	150,000	-	-	-
4205-GRANTS DEPT-RENT ASSISTANCE	-	-	700,000	700,000	-	-
4269-r/ OTHER CONTRACT SERVICES	-	-	148,327	148,327	-	-
4289-r/ CONTRIBUTION TO OTHER AGENCIES	-	-	990,520	990,520	-	-
<b>[2823-78-0000] HUD ARP FD - COMM DEV Total</b>	-	-	<b>1,988,847</b>	<b>1,838,847</b>	-	-
<b>DEPARTMENT TOTAL - ALL FUNDS</b>	<b>11,992,438</b>	<b>10,659,245</b>	<b>23,715,036</b>	<b>22,422,362</b>	<b>23,482,259</b>	<b>25,167,482</b>

# RECREATION



## EXPENDITURE SUMMARY BY PROGRAM

PROGRAM	FY 2020-21 Unaudited	FY 2021-22 Unaudited	FY 2022-23 Adj Bud	FY 2022-23 Unaudited	FY 2023-24 Adopted	FY 2023-24 Adjusted
<b>84 - RECREATION</b>						
[1001-84-0000] RECREATION	59,317	297,428	1,370,331	758,612	1,463,890	2,119,119
[2000-84-0000] PROP A FD - RECREATION	-	-	200,217	82,580	200,217	385,482
[2100-84-0000] PERS FD - RECREATION	15,575	54,197	585,902	224,725	585,902	405,574
[2685-84-0002] AGENCY GRANT FD - LA DODGERS FOUND	-	-	43,500	11,800	-	-
<b>84 - RECREATION Total</b>	<b>74,891</b>	<b>351,625</b>	<b>2,199,950</b>	<b>1,077,717</b>	<b>2,250,009</b>	<b>2,910,175</b>

## EXPENDITURE SUMMARY BY CATEGORY

EXPENDITURE CATEGORY	FY 2020-21 Unaudited	FY 2021-22 Unaudited	FY 2022-23 Adj Bud	FY 2022-23 Unaudited	FY 2023-24 Adopted	FY 2023-24 Adjusted
<b>84 - RECREATION</b>						
01_SALARY	57,071	241,753	1,111,280	643,600	1,198,136	1,198,022
02_FRINGES	18,607	71,251	807,782	336,917	807,782	551,933
03_OPEXP	(229)	38,621	280,888	97,200	244,091	343,091
05_TRANSFER/INTERFUND TRANS	(558)	-	-	-	-	817,129
<b>84 - RECREATION Total</b>	<b>74,891</b>	<b>351,625</b>	<b>2,199,950</b>	<b>1,077,717</b>	<b>2,250,009</b>	<b>2,910,175</b>

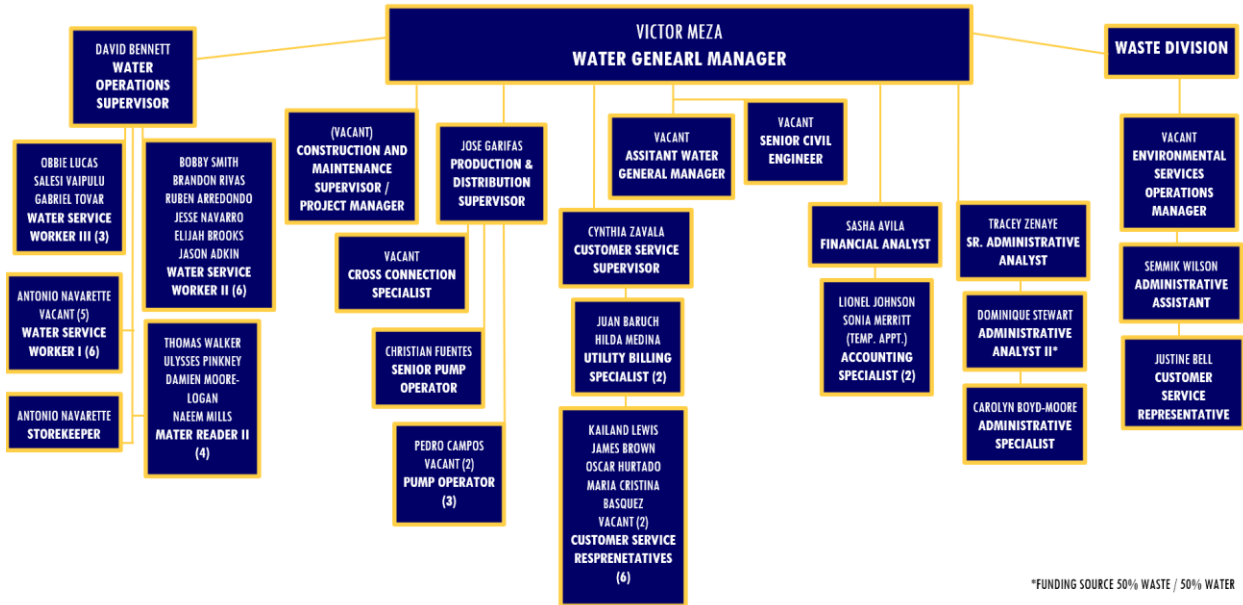
## RECREATION DEPARTMENT GOALS

- Open, Staff and Program all City Community Centers
- Develop and Implement a Mobile Recreation Program to serve neighborhood and pocket parks.
- Establish a year-round Aquatic & Jr Lifeguard Program
- Summer Lunch and Snack Program

**EXPENDITURE DETAILS - RECREATION**

EXPENDITURES - PROGRAM/ACCOUNT	FY 2020-21 Unaudited	FY 2021-22 Unaudited	FY 2022-23 Adj Bud	FY 2022-23 Unaudited	FY 2023-24 Adopted	FY 2023-24 Adjusted
<b>84 - RECREATION</b>						
<b>[1001-84-0000] RECREATION</b>						
4101-SALARIES-PERMANENT	57,221	236,051	951,452	581,500	1,038,308	678,780
4131-SALARIES-TEMPORARY/PART-TIME	-	-	-	-	-	367,014
4160-PARKS & RECREATION	-	-	2,400	-	2,400	-
4171-OVERTIME	(150)	5,702	5,000	(1,500)	5,000	5,000
4180-FICA CONTRIBUTION	-	-	3,813	-	3,813	-
4190-WORKERS' COMPENSATION	740	2,019	58,912	58,912	58,912	-
4194-LIFE INSURANCE	221	1,181	4,289	2,700	4,289	2,036
4195-DENTAL INSURANCE	1,194	5,339	13,892	7,200	13,892	10,080
4196-VISION INSURANCE	435	1,420	5,426	1,600	5,426	3,360
4197-UNEMPLOYMENT INSURANCE	434	3,691	47,843	9,700	47,843	3,394
4198-STATE DISABILITY INSURANCE	-	568	17,943	8,900	17,943	1,358
4199-MEDI-CAL CONTRIBUTION	6	2,837	21,973	4,200	21,973	12,110
4210-OFFICE SUPPLIES	-	875	1,000	800	2,000	2,000
4216-PRINTING & DUPLICATION	439	4,177	2,500	9,800	2,500	2,500
4219-PUBLISHING & MEMBERSHIP DUES	-	-	2,500	900	-	-
4223-AUTO ALLOWANCE	-	-	-	400	-	-
4238-SPECIAL PROJECTS	-	15,227	160,050	50,000	161,341	260,341
4243-BOOT ALLOWANCE/REPLACEMENT	-	-	1,400	100	1,400	1,400
4244-RECREATION SUPPLIES	(1,119)	-	35,008	1,300	40,000	40,000
4246-UNIFORMS REPLACEMENT	-	-	2,350	1,100	2,350	2,350
4249-SPECIAL DEPARTMENT EXPENSE	452	18,218	2,500	500	4,000	4,000
4262-PROFESSIONAL SERVICES	-	124	28,000	18,500	30,500	30,500
4263-EDUCATION REIMBURSEMENT EMPLOY	-	-	2,080	2,000	-	-
4962-DUPLICATION ISF CHARGES	-	-	-	-	-	8,236
4963-WORKERS COMP ISF CHARGES	-	-	-	-	-	62,455
4964-GENL LIAB ISF CHARGES	-	-	-	-	-	622,205
4996-PRIOR YEAR ADJUSTMENT	(558)	-	-	-	-	-
<b>[1001-84-0000] RECREATION Total</b>	<b>59,317</b>	<b>297,428</b>	<b>1,370,331</b>	<b>758,612</b>	<b>1,463,890</b>	<b>2,119,119</b>
<b>[2000-84-0000] PROP A FD - RECREATION</b>						
4101-SALARIES-PERMANENT	-	-	147,228	63,600	147,228	147,228
4180-FICA CONTRIBUTION	-	-	1,387	-	1,387	-
4190-WORKERS' COMPENSATION	-	-	12,983	12,980	12,983	-
4191-HEALTH INSURANCE	-	-	-	-	-	80,000
4192-RETIREMENT	-	-	-	-	-	20,612
4193-PERS EE PICKUP	-	-	-	-	-	6,625
4194-LIFE INSURANCE	-	-	1,087	500	1,087	442
4195-DENTAL INSURANCE	-	-	3,923	1,600	3,923	2,880
4196-VISION INSURANCE	-	-	2,863	300	2,863	960
4197-UNEMPLOYMENT INSURANCE	-	-	13,272	1,400	13,272	736
4198-STATE DISABILITY INSURANCE	-	-	7,862	1,400	7,862	294
4199-MEDI-CAL CONTRIBUTION	-	-	9,612	800	9,612	1,472
4962-DUPLICATION ISF CHARGES	-	-	-	-	-	1,509
4963-WORKERS COMP ISF CHARGES	-	-	-	-	-	8,751
4964-GENL LIAB ISF CHARGES	-	-	-	-	-	113,973
<b>[2000-84-0000] PROP A FD - RECREATION Total</b>	<b>-</b>	<b>-</b>	<b>200,217</b>	<b>82,580</b>	<b>200,217</b>	<b>385,482</b>
<b>[2100-84-0000] PERS FD - RECREATION</b>						
4191-HEALTH INSURANCE	8,005	54,197	309,753	75,900	309,753	280,000
4192-RETIREMENT	4,512	-	182,396	148,825	182,396	95,029
4193-PERS EE PICKUP	3,058	-	93,753	-	93,753	30,545
<b>[2100-84-0000] PERS FD - RECREATION Total</b>	<b>15,575</b>	<b>54,197</b>	<b>585,902</b>	<b>224,725</b>	<b>585,902</b>	<b>405,574</b>
<b>[2685-84-0002] AGENCY GRANT FD - LA DODGERS FOUND</b>						
4238-SPECIAL PROJECTS	-	-	13,500	600	-	-
4266-CONTRACT SERVICES	-	-	30,000	11,200	-	-
<b>[2685-84-0002] AGENCY GRANT FD - LA DODGERS</b>	<b>-</b>	<b>-</b>	<b>43,500</b>	<b>11,800</b>	<b>-</b>	<b>-</b>
<b>DEPARTMENT TOTAL - ALL FUNDS</b>	<b>74,891</b>	<b>351,625</b>	<b>2,199,950</b>	<b>1,077,717</b>	<b>2,250,009</b>	<b>2,910,175</b>

# WATER



## EXPENDITURE SUMMARY BY PROGRAM

PROGRAM	FY 2020-21 Unaudited	FY 2021-22 Unaudited	FY 2022-23 Adj Bud	FY 2022-23 Unaudited	FY 2023-24 Adopted	FY 2023-24 Adjusted
<b>90 - WATER</b>						
[2100-85-0000] PERS FD - SOURCE OF SUPPLY	-	13,056	283,149	52,142	-	-
[2100-86-0000] PERS FD - PUMPING	-	27,292	75,904	54,688	-	-
[2100-87-0000] PERS FD - WATER TREATMENT	-	27,292	4,009	88,371	-	-
[2100-88-0000] PERS FD - TRANSMISSION	-	209,830	483,087	282,134	-	-
[2100-89-0000] PERS FD - CUSTOMER SERVICE	-	182,806	430,753	231,870	-	-
[2100-90-0000] PERS FD - WATER ADMIN	796,897	137,753	259,474	223,895	1,536,376	-
[2653-85-0000] FD 2653 CONTAINER RECYCL - SOURCE OF SUPP	-	-	28,892	28,900	-	-
[2655-85-0000] FD 2655 CONTAINER RECYCL - SOURCE OF SUPP	-	24,926	-	-	-	-
[2655-90-0000] FD 2655 CONTAINER RECYCL - WATER ADMIN	-	-	11,171	11,200	-	-
[2672-90-0000] USED OIL PAYMENT FD - WATER ADMIN	-	26,571	-	-	-	-
[2810-86-0000] ARPA FD - PUMPING	-	-	6,063,000	6,063,000	-	-
[2810-88-0000] ARPA FD - TRANSMISSION	-	-	1,000,000	-	-	-
[2810-90-0000] ARPA FD - WATER ADMIN	-	-	925,000	-	-	-
[5000-85-0000] WATER FD - SOURCE OF SUPPLY	9,923,167	3,166,017	4,551,152	1,096,700	6,047,500	6,437,722
[5000-86-0000] WATER FD - PUMPING	194,501	227,666	1,019,364	448,810	966,190	1,004,623
[5000-87-0000] WATER FD - WATER TREATMENT	182,214	201,720	630,949	319,200	650,515	1,135,294
[5000-88-0000] WATER FD - TRANSMISSION	1,560,301	1,440,292	2,328,240	1,960,299	2,417,569	3,560,852
[5000-89-0000] WATER FD - CUSTOMER SERVICE	991,423	434,935	1,299,050	961,000	1,490,578	2,892,097
[5000-90-0000] WATER FD - WATER ADMIN	6,382,115	5,354,253	6,616,090	6,273,800	6,826,149	2,075,078
[5003-88-0000] WATER BOND 2009 FD - TRANSMISSION	(33,782)	-	-	-	-	-
[5003-88-0REV] WATER BOND 2009 - TRANSMISSION [PROJ ORE	2,224,041	2,155,617	3,252,735	3,117,400	3,244,910	3,244,910
[5100-85-0000] RUBBISH FD - SOURCE OF SUPPLY	6,252,668	5,745,501	5,775,519	6,479,300	8,326,812	8,719,636
<b>90 - WATER Total</b>	<b>28,473,545</b>	<b>19,375,528</b>	<b>35,037,536</b>	<b>27,692,711</b>	<b>31,506,599</b>	<b>29,070,212</b>

## EXPENDITURE SUMMARY BY CATEGORY

EXPENDITURE CATEGORY	FY 2020-21 Unaudited	FY 2021-22 Unaudited	FY 2022-23 Adj Bud	FY 2022-23 Unaudited	FY 2023-24 Adopted	FY 2023-24 Adjusted
<b>90 - WATER</b>						
01_SALARY	2,017,051	2,226,003	3,166,848	2,340,000	3,374,120	3,354,920
02_FRINGES	979,647	778,886	2,018,030	1,257,212	2,023,241	1,639,861
03_OPEXP	17,379,327	9,470,939	14,430,393	10,804,699	17,124,328	16,710,128
04_DEBTSERVICE	3,384,333	3,245,409	3,250,000	3,247,000	3,244,910	3,244,910
05_TRANSFER/INTERFUND TRANS	4,577,440	3,505,000	5,700,000	5,566,600	5,700,000	4,080,393
06_CAPITAL	135,748	149,292	6,472,265	4,477,200	40,000	40,000
<b>90 - WATER Total</b>	<b>28,473,545</b>	<b>19,375,528</b>	<b>35,037,536</b>	<b>27,692,711</b>	<b>31,506,599</b>	<b>29,070,212</b>

## WATER DEPARTMENT GOALS

- Upgrade SCADA (Supervisory Control and Data Acquisition) due to failure in the system causes operational challenges, additional emergency callouts, and can result in the loss of our ability to provide water service.
- Replace 250 Fire Hydrants and add Hydrant Guards to protect water loss and conservation.
- Inspect and start rehab of each of the 8 wells following evaluation from priority list.

## EXPENDITURE DETAILS - WATER

EXPENDITURES - PROGRAM/ACCOUNT	FY 2020-21 Unaudited	FY 2021-22 Unaudited	FY 2022-23 Adj Bud	FY 2022-23 Unaudited	FY 2023-24 Adopted	FY 2023-24 Adjusted
<b>90 - WATER</b>						
<b>[2100-85-0000] PERS FD - SOURCE OF SUPPLY</b>						
4191-HEALTH INSURANCE	-	13,056	179,656	800	-	-
4192-RETIREMENT	-	-	62,924	51,342	-	-
4193-PERS EE PICKUP	-	-	40,569	-	-	-
<b>[2100-85-0000] PERS FD - SOURCE OF SUPPLY Total</b>	<b>-</b>	<b>13,056</b>	<b>283,149</b>	<b>52,142</b>	<b>-</b>	<b>-</b>
<b>[2100-86-0000] PERS FD - PUMPING</b>						
4191-HEALTH INSURANCE	-	27,292	44,921	39,100	-	-
4192-RETIREMENT	-	-	19,104	15,588	-	-
4193-PERS EE PICKUP	-	-	11,879	-	-	-
<b>[2100-86-0000] PERS FD - PUMPING Total</b>	<b>-</b>	<b>27,292</b>	<b>75,904</b>	<b>54,688</b>	<b>-</b>	<b>-</b>
<b>[2100-87-0000] PERS FD - WATER TREATMENT</b>						
4191-HEALTH INSURANCE	-	27,292	-	85,100	-	-
4192-RETIREMENT	-	-	4,009	3,271	-	-
<b>[2100-87-0000] PERS FD - WATER TREATMENT Tot</b>	<b>-</b>	<b>27,292</b>	<b>4,009</b>	<b>88,371</b>	<b>-</b>	<b>-</b>
<b>[2100-88-0000] PERS FD - TRANSMISSION</b>						
4191-HEALTH INSURANCE	-	209,830	314,398	198,700	-	-
4192-RETIREMENT	-	-	102,255	83,434	-	-
4193-PERS EE PICKUP	-	-	66,434	-	-	-
<b>[2100-88-0000] PERS FD - TRANSMISSION Total</b>	<b>-</b>	<b>209,830</b>	<b>483,087</b>	<b>282,134</b>	<b>-</b>	<b>-</b>
<b>[2100-89-0000] PERS FD - CUSTOMER SERVICE</b>						
4191-HEALTH INSURANCE	-	182,806	291,941	163,700	-	-
4192-RETIREMENT	-	-	83,548	68,170	-	-
4193-PERS EE PICKUP	-	-	55,264	-	-	-
<b>[2100-89-0000] PERS FD - CUSTOMER SERVICE Tot</b>	<b>-</b>	<b>182,806</b>	<b>430,753</b>	<b>231,870</b>	<b>-</b>	<b>-</b>
<b>[2100-90-0000] PERS FD - WATER ADMIN</b>						
4183-SEVERENCE PAY	4,697	-	-	-	-	-
4191-HEALTH INSURANCE	475,001	137,753	157,199	174,100	988,115	-
4192-RETIREMENT	212,842	-	61,028	49,795	332,868	-
4193-PERS EE PICKUP	104,358	-	41,247	-	215,393	-
<b>[2100-90-0000] PERS FD - WATER ADMIN Total</b>	<b>796,897</b>	<b>137,753</b>	<b>259,474</b>	<b>223,895</b>	<b>1,536,376</b>	<b>-</b>
<b>[2653-85-0000] FD 2653 CONTAINER RECYCL - SOURCE OF SUPPLY</b>						
4249-SPECIAL DEPARTMENT EXPENSE	-	-	28,892	28,900	-	-
<b>[2653-85-0000] FD 2653 CONTAINER RECYCL - SOU</b>	<b>-</b>	<b>-</b>	<b>28,892</b>	<b>28,900</b>	<b>-</b>	<b>-</b>
<b>[2655-85-0000] FD 2655 CONTAINER RECYCL - SOURCE OF SUPPLY</b>						
4249-SPECIAL DEPARTMENT EXPENSE	-	24,926	-	-	-	-
<b>[2655-85-0000] FD 2655 CONTAINER RECYCL - SOU</b>	<b>-</b>	<b>24,926</b>	<b>-</b>	<b>-</b>	<b>-</b>	<b>-</b>
<b>[2655-90-0000] FD 2655 CONTAINER RECYCL - WATER ADMIN</b>						
4249-SPECIAL DEPARTMENT EXPENSE	-	-	11,171	11,200	-	-
<b>[2655-90-0000] FD 2655 CONTAINER RECYCL - WA</b>	<b>-</b>	<b>-</b>	<b>11,171</b>	<b>11,200</b>	<b>-</b>	<b>-</b>
<b>[2672-90-0000] USED OIL PAYMENT FD - WATER ADMIN</b>						
4249-SPECIAL DEPARTMENT EXPENSE	-	26,571	-	-	-	-
<b>[2672-90-0000] USED OIL PAYMENT FD - WATER A</b>	<b>-</b>	<b>26,571</b>	<b>-</b>	<b>-</b>	<b>-</b>	<b>-</b>
<b>[2810-86-0000] ARPA FD - PUMPING</b>						
4262-PROFESSIONAL SERVICES	-	-	1,600,000	1,600,000	-	-
4334-MACHINERY & EQUIPMENT	-	-	650,000	650,000	-	-
4391-CAPITAL OUTLAY-OTHER	-	-	3,813,000	3,813,000	-	-
<b>[2810-86-0000] ARPA FD - PUMPING Total</b>	<b>-</b>	<b>-</b>	<b>6,063,000</b>	<b>6,063,000</b>	<b>-</b>	<b>-</b>

## EXPENDITURE DETAILS - WATER

EXPENDITURES - PROGRAM/ACCOUNT	FY 2020-21 Unaudited	FY 2021-22 Unaudited	FY 2022-23 Adj Bud	FY 2022-23 Unaudited	FY 2023-24 Adopted	FY 2023-24 Adjusted
<b>[2810-88-0000] ARPA FD - TRANSMISSION</b>						
4334-MACHINERY & EQUIPMENT	-	-	1,000,000	-	-	-
<b>[2810-88-0000] ARPA FD - TRANSMISSION Total</b>	-	-	<b>1,000,000</b>	-	-	-
<b>[2810-90-0000] ARPA FD - WATER ADMIN</b>						
4334-MACHINERY & EQUIPMENT	-	-	925,000	-	-	-
<b>[2810-90-0000] ARPA FD - WATER ADMIN Total</b>	-	-	<b>925,000</b>	-	-	-
<b>[5000-85-0000] WATER FD - SOURCE OF SUPPLY</b>						
4101-SALARIES-PERMANENT	(1,397)	-	-	-	-	-
4250-COMMUNICATION	-	-	5,000	-	-	-
4251-WATER PURCHASE-WRD	3,127,964	3,113,245	3,499,848	1,024,600	5,247,500	5,247,500
4252-WATER PURCHASE-MWD	63,550	52,772	500,000	71,900	800,000	800,000
4253-ELECTRICITY	-	-	546,152	-	-	-
4267-LATE FEES	-	-	152	200	-	-
4800-OPEB COST-ENTERPRISE FUND	5,396,233	-	-	-	-	-
4899-PENSION EXPENSES	1,336,818	-	-	-	-	-
4910-ADMINISTRATIVE OVERHEAD	-	-	-	-	-	329,239
4962-DUPLICATION ISF CHARGES	-	-	-	-	-	10,395
4964-GENL LIAB ISF CHARGES	-	-	-	-	-	50,588
<b>[5000-85-0000] WATER FD - SOURCE OF SUPPLY Total</b>	<b>9,923,167</b>	<b>3,166,017</b>	<b>4,551,152</b>	<b>1,096,700</b>	<b>6,047,500</b>	<b>6,437,722</b>
<b>[5000-86-0000] WATER FD - PUMPING</b>						
4101-SALARIES-PERMANENT	73,918	104,662	104,208	112,300	104,208	104,208
4171-OVERTIME	5,364	30,384	20,000	26,600	40,000	40,000
4181-STANDBY	235	9,020	12,500	2,100	12,500	2,100
4190-WORKERS' COMPENSATION	99	529	220,408	220,410	220,408	-
4191-HEALTH INSURANCE	-	-	-	-	-	27,000
4192-RETIREMENT	-	-	-	-	-	14,589
4193-PERS EE PICKUP	-	-	-	-	-	4,689
4194-LIFE INSURANCE	364	377	10,972	600	541	313
4195-DENTAL INSURANCE	1,194	1,637	52,388	2,200	2,400	972
4196-VISION INSURANCE	435	617	19,161	700	871	324
4197-UNEMPLOYMENT INSURANCE	497	1,022	97,481	1,000	4,896	521
4198-STATE DISABILITY INSURANCE	-	-	28,671	-	1,728	208
4199-MEDI-CAL CONTRIBUTION	1,171	2,069	52,573	2,300	2,088	1,042
4210-OFFICE SUPPLIES	-	-	-	-	3,000	3,000
4220-AUTOMOTIVE EQUIPMENT	11,437	-	11,500	11,500	11,500	-
4229-AUTOMOTIVE REPAIRS	-	393	3,000	-	3,000	3,000
4232-MAINT/REPAIR MATERIALS	-	-	10,000	3,400	10,000	10,000
4235-STORE PURCHASES (INVENTORY)	490	1,719	50,000	24,600	25,000	25,000
4236-MAINTENANCE & REPAIR	19,884	17,315	-	-	-	-
4243-BOOT ALLOWANCE/REPLACEMENT	-	448	1,050	200	1,050	1,050
4266-CONTRACT SERVICES	-	-	-	-	50,000	50,000
4273-TRAINING	236	455	12,000	200	3,000	3,000
4334-MACHINERY & EQUIPMENT	-	-	20,000	1,000	10,000	10,000
4705-MAINTENANCE OF WELLS	32,558	19,444	10,000	-	10,000	10,000
4734-MAINTENANCE/REPAIR-PUMP	32,972	37,576	283,452	39,700	450,000	450,000
4750-CROSS CONNECTION	10,000	-	-	-	-	-
4898-INCREASE/DECREASE COMP ABSENCE	1,776	-	-	-	-	-
4910-ADMINISTRATIVE OVERHEAD	-	-	-	-	-	204,148
4960-EQUIP RENTAL ISF CHARGES	-	-	-	-	-	10,087
4962-DUPLICATION ISF CHARGES	-	-	-	-	-	4,337
4963-WORKERS COMP ISF CHARGES	-	-	-	-	-	3,928
4964-GENL LIAB ISF CHARGES	-	-	-	-	-	21,107
4996-PRIOR YEAR ADJUSTMENT	1,873	-	-	-	-	-
<b>[5000-86-0000] WATER FD - PUMPING Total</b>	<b>194,501</b>	<b>227,666</b>	<b>1,019,364</b>	<b>448,810</b>	<b>966,190</b>	<b>1,004,623</b>

**EXPENDITURE DETAILS - WATER**

EXPENDITURES - PROGRAM/ACCOUNT	FY 2020-21 Unaudited	FY 2021-22 Unaudited	FY 2022-23 Adj Bud	FY 2022-23 Unaudited	FY 2023-24 Adopted	FY 2023-24 Adjusted
<b>[5000-87-0000] WATER FD - WATER TREATMENT</b>						
4101-SALARIES-PERMANENT	72,986	97,669	295,908	105,100	295,908	295,908
4171-OVERTIME	9,608	3,730	20,000	22,600	40,000	40,000
4181-STANDBY	175	-	1,000	-	1,000	-
4190-WORKERS' COMPENSATION	292	504	-	-	-	-
4191-HEALTH INSURANCE	-	-	-	-	-	87,000
4192-RETIREMENT	-	-	-	-	-	41,427
4193-PERS EE PICKUP	-	-	-	-	-	13,316
4194-LIFE INSURANCE	364	377	-	1,000	800	888
4195-DENTAL INSURANCE	1,194	1,637	-	4,600	4,200	3,132
4196-VISION INSURANCE	435	617	-	1,500	1,524	1,044
4197-UNEMPLOYMENT INSURANCE	267	714	-	600	8,476	1,480
4198-STATE DISABILITY INSURANCE	-	-	-	-	2,992	592
4199-MEDI-CAL CONTRIBUTION	1,214	1,470	-	2,000	3,615	2,959
4229-AUTOMOTIVE REPAIRS	-	-	3,000	-	3,000	3,000
4232-MAINT/REPAIR MATERIALS	-	-	2,000	-	2,000	2,000
4235-STORE PURCHASES (INVENTORY)	110	-	50,000	18,400	25,000	25,000
4236-MAINTENANCE & REPAIR	-	994	41,425	-	-	-
4243-BOOT ALLOWANCE/REPLACEMENT	-	181	-	-	-	-
4258-LABORATORY FEES	11,937	12,023	27,575	18,900	30,000	30,000
4266-CONTRACT SERVICES	-	-	-	-	50,000	50,000
4273-TRAINING	-	-	-	-	2,000	2,000
4334-MACHINERY & EQUIPMENT	18,162	-	40,000	13,200	20,000	20,000
4340-CHEMICAL PURCHASES	61,803	81,803	150,041	131,300	160,000	160,000
4898-INCREASE/DECREASE COMP ABSENCE	1,818	-	-	-	-	-
4910-ADMINISTRATIVE OVERHEAD	-	-	-	-	-	297,630
4960-EQUIP RENTAL ISF CHARGES	-	-	-	-	-	23,160
4962-DUPLICATION ISF CHARGES	-	-	-	-	-	4,387
4963-WORKERS COMP ISF CHARGES	-	-	-	-	-	9,019
4964-GENL LIAB ISF CHARGES	-	-	-	-	-	21,352
4996-PRIOR YEAR ADJUSTMENT	1,848	-	-	-	-	-
<b>[5000-87-0000] WATER FD - WATER TREATMENT T</b>	<b>182,214</b>	<b>201,720</b>	<b>630,949</b>	<b>319,200</b>	<b>650,515</b>	<b>1,135,294</b>
<b>[5000-88-0000] WATER FD - TRANSMISSION</b>						
4101-SALARIES-PERMANENT	687,700	793,497	942,672	762,400	998,808	998,808
4103-SALARIES-OTHER	-	728	-	-	-	-
4171-OVERTIME	37,642	84,263	100,000	168,400	150,000	150,000
4181-STANDBY	18,342	17,976	25,000	17,200	25,000	17,200
4190-WORKERS' COMPENSATION	57,863	43,143	-	-	-	-
4191-HEALTH INSURANCE	-	-	-	-	-	302,000
4192-RETIREMENT	-	-	-	-	-	139,833
4193-PERS EE PICKUP	-	-	-	-	-	44,946
4194-LIFE INSURANCE	1,788	2,657	-	2,300	2,644	2,996
4195-DENTAL INSURANCE	9,962	13,536	-	11,700	18,425	10,872
4196-VISION INSURANCE	3,536	4,825	-	3,800	7,621	3,624
4197-UNEMPLOYMENT INSURANCE	5,393	5,769	-	5,600	31,215	4,994
4198-STATE DISABILITY INSURANCE	-	599	-	-	11,752	1,998
4199-MEDI-CAL CONTRIBUTION	10,844	13,068	-	13,400	13,854	9,988
4210-OFFICE SUPPLIES	-	-	-	-	5,000	5,000
4220-AUTOMOTIVE EQUIPMENT	367,881	-	368,000	368,000	368,000	-
4221-EQUIPMENT RENTAL	-	-	6,000	-	-	-
4229-AUTOMOTIVE REPAIRS	-	10,949	25,000	19,600	25,000	25,000
4232-MAINT/REPAIR MATERIALS	-	2,325	18,000	10,100	18,000	18,000
4235-STORE PURCHASES (INVENTORY)	97,535	171,163	400,999	400,999	350,000	350,000
4236-MAINTENANCE & REPAIR	-	2,246	-	-	-	-
4239-CUSTODIAL SUPPLIES	428	-	-	-	-	-
4243-BOOT ALLOWANCE/REPLACEMENT	1,170	2,516	4,250	3,500	4,250	4,250
4246-UNIFORMS REPLACEMENT	8,886	10,870	15,000	14,700	15,000	15,000
4263-EDUCATION REIMBURSEMENT EMPLOY	-	-	3,000	-	3,000	3,000
4266-CONTRACT SERVICES	-	-	-	-	50,000	50,000
4273-TRAINING	5,000	11,357	25,000	6,300	10,000	10,000

## EXPENDITURE DETAILS - WATER

EXPENDITURES - PROGRAM/ACCOUNT	FY 2020-21 Unaudited	FY 2021-22 Unaudited	FY 2022-23 Adj Bud	FY 2022-23 Unaudited	FY 2023-24 Adopted	FY 2023-24 Adjusted
4334-MACHINERY & EQUIPMENT	117,586	149,292	24,265	-	10,000	10,000
4757-MAINTENANCE/REPAIR-HYDRANTS	-	-	100,000	88,600	100,000	100,000
4758-MAINTENANCE/REPAIR-RESERVOIR	-	9,807	-	-	-	-
4762-GATE VALVE MAINTENANCE	52,552	70,813	100,000	12,100	100,000	100,000
4763-VAULT MAINTENANCE	-	-	40,000	-	40,000	40,000
4764-METER EXCHANGE EXPENSE	38,238	18,894	131,054	51,600	60,000	60,000
4898-INCREASE/DECREASE COMP ABSENCE	16,318	-	-	-	-	-
4910-ADMINISTRATIVE OVERHEAD	-	-	-	-	-	888,047
4960-EQUIP RENTAL ISF CHARGES	-	-	-	-	-	80,392
4962-DUPLICATION ISF CHARGES	-	-	-	-	-	14,249
4963-WORKERS COMP ISF CHARGES	-	-	-	-	-	31,307
4964-GENL LIAB ISF CHARGES	-	-	-	-	-	69,348
4996-PRIOR YEAR ADJUSTMENT	21,638	-	-	-	-	-
<b>[5000-88-0000] WATER FD - TRANSMISSION Total</b>	<b>1,560,301</b>	<b>1,440,292</b>	<b>2,328,240</b>	<b>1,960,299</b>	<b>2,417,569</b>	<b>3,560,852</b>
<b>[5000-89-0000] WATER FD - CUSTOMER SERVICE</b>						
4101-SALARIES-PERMANENT	577,851	600,200	839,340	541,100	895,476	895,476
4171-OVERTIME	595	3,673	4,000	6,400	8,000	8,000
4190-WORKERS' COMPENSATION	26,500	25,026	-	-	-	-
4191-HEALTH INSURANCE	-	-	-	-	-	314,000
4192-RETIREMENT	-	-	-	-	-	125,367
4193-PERS EE PICKUP	-	-	-	-	-	40,296
4194-LIFE INSURANCE	2,358	2,634	-	2,300	2,755	2,686
4195-DENTAL INSURANCE	11,442	12,816	-	10,600	16,798	11,304
4196-VISION INSURANCE	2,810	3,562	-	2,700	6,095	3,768
4197-UNEMPLOYMENT INSURANCE	5,453	5,975	-	4,800	29,928	4,477
4198-STATE DISABILITY INSURANCE	1,636	454	-	-	10,563	1,791
4199-MEDI-CAL CONTRIBUTION	8,543	8,758	-	8,200	12,763	8,955
4206-TAXES	1,242	2,413	3,500	1,800	6,200	2,000
4210-OFFICE SUPPLIES	-	-	-	-	5,000	5,000
4215-POSTAGE	299	852	-	-	52,000	52,000
4216-PRINTING & DUPLICATION	9,450	9,130	-	-	5,000	5,000
4217-PRINTING&DUPLICATING-OUTSIDE	122,029	135,555	242,410	201,200	180,000	180,000
4220-AUTOMOTIVE EQUIPMENT	26,686	-	5,500	5,500	30,500	-
4222-COMPUTER SOFTWARE	48,303	3,118	21,000	700	27,000	27,000
4245-UNCOLLECTABLES	46,137	(582,402)	-	-	-	-
4249-SPECIAL DEPARTMENT EXPENSE	9,605	4,901	5,000	900	20,000	20,000
4262-PROFESSIONAL SERVICES	62,960	196,000	171,000	171,000	171,000	171,000
4263-EDUCATION REIMBURSEMENT EMPLOY	-	-	2,500	-	4,000	4,000
4266-CONTRACT SERVICES	-	2,269	2,300	2,300	2,500	2,500
4273-TRAINING	-	-	1,000	-	5,000	5,000
4335-OFFICE FURNITURE & EQUIPMENT	-	-	1,500	1,500	-	-
4898-INCREASE/DECREASE COMP ABSENCE	12,894	-	-	-	-	-
4910-ADMINISTRATIVE OVERHEAD	-	-	-	-	-	851,909
4960-EQUIP RENTAL ISF CHARGES	-	-	-	-	-	62,291
4962-DUPLICATION ISF CHARGES	-	-	-	-	-	10,912
4963-WORKERS COMP ISF CHARGES	-	-	-	-	-	24,258
4964-GENL LIAB ISF CHARGES	-	-	-	-	-	53,107
4996-PRIOR YEAR ADJUSTMENT	14,632	-	-	-	-	-
<b>[5000-89-0000] WATER FD - CUSTOMER SERVICE T</b>	<b>991,423</b>	<b>434,935</b>	<b>1,299,050</b>	<b>961,000</b>	<b>1,490,578</b>	<b>2,892,097</b>
<b>[5000-90-0000] WATER FD - WATER ADMIN</b>						
4101-SALARIES-PERMANENT	424,693	355,360	567,252	441,600	563,236	563,236
4171-OVERTIME	276	-	-	300	1,000	1,000
4190-WORKERS' COMPENSATION	3,163	877	-	-	-	-
4191-HEALTH INSURANCE	-	-	-	-	-	159,000
4192-RETIREMENT	-	-	-	-	-	78,853
4193-PERS EE PICKUP	-	-	-	-	-	25,346
4194-LIFE INSURANCE	1,853	1,164	-	1,900	2,829	1,690
4195-DENTAL INSURANCE	6,101	3,778	-	5,700	15,598	5,724
4196-VISION INSURANCE	1,766	1,318	-	2,100	5,660	1,908

**EXPENDITURE DETAILS - WATER**

EXPENDITURES - PROGRAM/ACCOUNT	FY 2020-21 Unaudited	FY 2021-22 Unaudited	FY 2022-23 Adj Bud	FY 2022-23 Unaudited	FY 2023-24 Adopted	FY 2023-24 Adjusted
4197-UNEMPLOYMENT INSURANCE	2,834	2,887	-	3,200	24,632	2,816
4198-STATE DISABILITY INSURANCE	35	-	-	-	8,694	1,126
4199-MEDI-CAL CONTRIBUTION	6,210	5,221	-	2,800	10,500	5,632
4210-OFFICE SUPPLIES	8,982	8,666	10,000	8,400	6,000	6,000
4215-POSTAGE	115	7,062	1,000	200	2,000	2,000
4216-PRINTING & DUPLICATION	8,588	13,868	19,000	6,700	9,000	9,000
4218-OTHER GENERAL OFFICE	2,765	2,810	2,000	900	3,000	3,000
4219-PUBLISHING & MEMBERSHIP DUES	31,794	3,113	10,000	7,400	35,000	35,000
4222-COMPUTER SOFTWARE	-	44,886	150,000	48,300	105,000	105,000
4223-AUTO ALLOWANCE	-	3,500	-	3,600	-	-
4249-SPECIAL DEPARTMENT EXPENSE	6,933	23,104	77,200	44,200	60,000	60,000
4257-BANK FEES/CHARGES	98,595	102,761	-	-	-	-
4261-LEGAL SERVICES	354	-	-	-	-	-
4262-PROFESSIONAL SERVICES	115,524	73,934	48,044	47,300	150,000	150,000
4263-EDUCATION REIMBURSEMENT EMPLOY	-	-	4,000	-	4,000	4,000
4266-CONTRACT SERVICES	39,006	90,959	62,544	41,600	60,000	210,000
4267-LATE FEES	-	281	3,050	2,600	-	-
4269-r/ OTHER CONTRACT SERVICES	-	-	25,000	-	150,000	-
4273-TRAINING	261	4,417	10,000	1,200	10,000	10,000
4290-CONTRIBUTIONS TO OTHER FUNDS	5,600,000	4,600,000	5,600,000	5,600,000	5,600,000	-
4335-OFFICE FURNITURE & EQUIPMENT	1,050	-	-	-	-	-
4336-COMPUTER EQUIPMENT AND PARTS	-	4,288	27,000	3,800	-	-
4898-INCREASE/DECREASE COMP ABSENCE	9,469	-	-	-	-	-
4910-ADMINISTRATIVE OVERHEAD	-	-	-	-	-	531,897
4960-EQUIP RENTAL ISF CHARGES	-	-	-	-	-	38,902
4962-DUPLICATION ISF CHARGES	-	-	-	-	-	8,318
4963-WORKERS COMP ISF CHARGES	-	-	-	-	-	15,150
4964-GENL LIAB ISF CHARGES	-	-	-	-	-	40,480
4996-PRIOR YEAR ADJUSTMENT	11,748	-	-	-	-	-
<b>[5000-90-0000] WATER FD - WATER ADMIN Total</b>	<b>6,382,115</b>	<b>5,354,253</b>	<b>6,616,090</b>	<b>6,273,800</b>	<b>6,826,149</b>	<b>2,075,078</b>
<b>[5003-88-0000] WATER BOND 2009 FD - TRANSMISSION</b>						
4245-UNCOLLECTABLES	18,718	-	-	-	-	-
4996-PRIOR YEAR ADJUSTMENT	(52,500)	-	-	-	-	-
<b>[5003-88-0000] WATER BOND 2009 FD - TRANSMI!</b>	<b>(33,782)</b>	<b>-</b>	<b>-</b>	<b>-</b>	<b>-</b>	<b>-</b>
<b>[5003-88-0REV] WATER BOND 2009 - TRANSMISSION [PROJ 0REV]</b>						
4257-BANK FEES/CHARGES	5,208	5,208	5,735	3,800	-	-
4282-INTEREST EXPENSE	2,218,833	2,150,409	2,087,000	2,087,000	2,019,910	2,019,910
4290-CONTRIBUTIONS TO OTHER FUNDS	-	-	-	1,026,600	-	-
4297-DEBT SERVICE PAYMENT	1,040,000	1,095,000	1,160,000	1,160,000	1,225,000	1,225,000
4964-GENL LIAB ISF CHARGES	-	-	-	-	-	0
4994-TRANSFER TO/FROM BOND/NOTE PAY	(1,040,000)	(1,095,000)	-	(1,160,000)	-	-
<b>[5003-88-0REV] WATER BOND 2009 - TRANSMISSI!</b>	<b>2,224,041</b>	<b>2,155,617</b>	<b>3,252,735</b>	<b>3,117,400</b>	<b>3,244,910</b>	<b>3,244,910</b>
<b>[5100-85-0000] RUBBISH FD - SOURCE OF SUPPLY</b>						
4101-SALARIES-PERMANENT	104,369	123,881	229,968	131,500	233,984	233,984
4171-OVERTIME	-	961	5,000	2,400	5,000	5,000
4190-WORKERS' COMPENSATION	4,473	5,532	-	-	-	-
4191-HEALTH INSURANCE	-	-	-	-	-	71,000
4192-RETIREMENT	-	-	-	-	-	32,758
4193-PERS EE PICKUP	-	-	-	-	-	10,529
4194-LIFE INSURANCE	746	787	-	800	-	702
4195-DENTAL INSURANCE	2,389	2,381	-	2,400	-	2,556
4196-VISION INSURANCE	275	275	-	300	-	852
4197-UNEMPLOYMENT INSURANCE	434	434	-	500	-	1,170
4198-STATE DISABILITY INSURANCE	-	-	-	-	-	468
4199-MEDI-CAL CONTRIBUTION	1,513	1,810	-	2,100	-	2,340
4210-OFFICE SUPPLIES	-	74	5,001	2,400	4,000	4,000
4216-PRINTING & DUPLICATION	-	-	-	-	4,000	4,000
4217-PRINTING&DUPLICATING-OUTSIDE	-	-	-	-	2,000	2,000

## EXPENDITURE DETAILS - WATER

EXPENDITURES - PROGRAM/ACCOUNT	FY 2020-21 Unaudited	FY 2021-22 Unaudited	FY 2022-23 Adj Bud	FY 2022-23 Unaudited	FY 2023-24 Adopted	FY 2023-24 Adjusted
4245-UNCOLLECTABLES	(9,159)	-	-	-	-	-
4249-SPECIAL DEPARTMENT EXPENSE	-	980	9,335	-	10,000	10,000
4257-BANK FEES/CHARGES	-	-	4,650	-	4,650	4,650
4266-CONTRACT SERVICES	-	-	-	-	-	7,958,178
4269-r/ OTHER CONTRACT SERVICES	5,208,964	5,608,386	5,417,900	6,236,200	7,958,178	-
4273-TRAINING	-	-	-	-	5,000	5,000
4282-INTEREST EXPENSE	500	-	3,000	-	-	-
4290-CONTRIBUTIONS TO OTHER FUNDS	100,000	-	100,000	100,000	100,000	-
4297-DEBT SERVICE PAYMENT	125,000	-	-	-	-	-
4335-OFFICE FURNITURE & EQUIPMENT	-	-	665	700	-	-
4336-COMPUTER EQUIPMENT AND PARTS	2,635	-	-	-	-	-
4800-OPEB COST-ENTERPRISE FUND	793,951	-	-	-	-	-
4898-INCREASE/DECREASE COMP ABSENCE	(94)	-	-	-	-	-
4899-PENSION EXPENSES	40,651	-	-	-	-	-
4910-ADMINISTRATIVE OVERHEAD	-	-	-	-	-	300,795
4960-EQUIP RENTAL ISF CHARGES	-	-	-	-	-	16,477
4962-DUPLICATION ISF CHARGES	-	-	-	-	-	8,033
4963-WORKERS COMP ISF CHARGES	-	-	-	-	-	6,051
4964-GENL LIAB ISF CHARGES	-	-	-	-	-	39,093
4994-TRANSFER TO/FROM BOND/NOTE PAY	(125,000)	-	-	-	-	-
4996-PRIOR YEAR ADJUSTMENT	1,022	-	-	-	-	-
<b>[5100-85-0000] RUBBISH FD - SOURCE OF SUPPLY</b>	<b>6,252,668</b>	<b>5,745,501</b>	<b>5,775,519</b>	<b>6,479,300</b>	<b>8,326,812</b>	<b>8,719,636</b>
<b>DEPARTMENT TOTAL - ALL FUNDS</b>	<b>28,473,545</b>	<b>19,375,528</b>	<b>35,037,536</b>	<b>27,692,711</b>	<b>31,506,599</b>	<b>29,070,212</b>

# RDA/SUCCESSOR AGENCY/HOUSING

## EXPENDITURE SUMMARY BY PROGRAM

PROGRAM	FY 2020-21 Unaudited	FY 2021-22 Unaudited	FY 2022-23 Adj Bud	FY 2022-23 Unaudited	FY 2023-24 Adopted	FY 2023-24 Adjusted
<b>91 - RDA/SA/HOUSING</b>						
[1201-91-0000] SARAFF FD - SUCC AGCY	7,373,174	3,979,968	28,639,705	14,013,533	10,739,772	10,908,200
[1205-91-0000] LOCAL HOUSING FD - SUCC AGCY	2,066,153	4,930	80,000	80,000	-	150,866
[1205-92-0000] r/ LOCAL HOUSING FD - HOUSING SUCC	-	64,132	14,269	14,269	-	-
[2100-91-0000] PERS FD - SUCC AGCY	22,981	12,944	27,345	23,315	27,345	-
[2800-91-0000] CDBG FD - SUCC AGCY	-	-	-	-	-	-
[2805-91-0000] HOME PROG FD - SUCC AGCY	-	-	-	-	-	-
[2820-79-0000] r/ LHA FD - LHA	8,227	(11,780)	-	-	-	-
[2820-79-0000] r/ LHA FD - LHA [PROJ OUTL]	(57)	-	-	-	-	-
[3002-91-0000] TAX ALLOC BOND - SUCC AGCY	2,279,464	1,266,701	-	-	-	-
[3002-91-0DSP] TAX ALLOC BOND - SA [PROJ ODSP]	-	-	-	-	-	-
[3092-91-0DSP] SA BOND 2022A FD - SA [PROJ ODSP]	-	-	-	1,824,930	-	4,500,238
[3093-91-0DSP] SA BOND 2022B FD - SA [PROJ ODSP]	-	-	-	252,536	-	5,759,244
<b>91 - RDA/SA/HOUSING Total</b>	<b>11,749,942</b>	<b>5,316,895</b>	<b>28,761,319</b>	<b>16,208,583</b>	<b>10,767,117</b>	<b>21,318,548</b>

## EXPENDITURE SUMMARY BY CATEGORY

EXPENDITURE CATEGORY	FY 2020-21 Unaudited	FY 2021-22 Unaudited	FY 2022-23 Adj Bud	FY 2022-23 Unaudited	FY 2023-24 Adopted	FY 2023-24 Adjusted
<b>91 - RDA/SA/HOUSING</b>						
01_SALARY	54,911	48,803	51,328	32,500	51,328	51,328
02_FRINGES	26,968	16,624	33,807	27,675	33,807	31,278
03_OPEXP	725,443	263,321	518,705	180,369	422,500	643,500
04_DEBTSERVICE	6,473,177	5,800,000	14,300,253	7,817,466	10,259,482	10,259,482
05_TRANSFER/INTERFUND TRANS	2,559,432	(847,471)	13,857,226	8,117,226	-	10,332,960
06_CAPITAL	1,910,012	35,617	-	-	-	-
<b>91 - RDA/SA/HOUSING Total</b>	<b>11,749,942</b>	<b>5,316,895</b>	<b>28,761,319</b>	<b>16,175,236</b>	<b>10,767,117</b>	<b>21,318,548</b>

## EXPENDITURE DETAILS - RDA/SA/HOUSING

EXPENDITURES - PROGRAM/ACCOUNT	FY 2020-21 Unaudited	FY 2021-22 Unaudited	FY 2022-23 Adj Bud	FY 2022-23 Unaudited	FY 2023-24 Adopted	FY 2023-24 Adjusted
<b>79 - R/ LOCAL HOUSING AUTH</b>						
<b>[2820-79-0000] r/ LHA FD - LHA</b>						
4285-HSG ASSISTANCE PAYMENT	(5,955)	(11,780)	-	-	-	-
4995-TRANSFER TO/FROM PREPAID	14,182	-	-	-	-	-
<b>[2820-79-0000] r/ LHA FD - LHA Total</b>	<b>8,227</b>	<b>(11,780)</b>	<b>-</b>	<b>-</b>	<b>-</b>	<b>-</b>
<b>[2820-79-OUTL] r/ LHA FD - LHA [PROJ OUTL]</b>						
4996-PRIOR YEAR ADJUSTMENT	(57)	-	-	-	-	-
<b>[2820-79-OUTL] r/ LHA FD - LHA [PROJ OUTL] Total</b>	<b>(57)</b>	<b>-</b>	<b>-</b>	<b>-</b>	<b>-</b>	<b>-</b>
<b>91 - RDA/SA/HOUSING</b>						
<b>[1201-91-0000] SARAFF FD - SUCC AGCY</b>						
4101-SALARIES-PERMANENT	54,115	48,796	50,328	32,500	50,328	50,328
4171-OVERTIME	796	7	1,000	-	1,000	1,000
4190-WORKERS' COMPENSATION	869	176	1,662	1,660	1,662	-
4191-HEALTH INSURANCE	-	-	-	-	-	20,000
4192-RETIREMENT	-	-	-	-	-	7,046
4193-PERS EE PICKUP	-	-	-	-	-	2,265
4194-LIFE INSURANCE	221	166	221	200	221	151
4195-DENTAL INSURANCE	1,194	1,290	1,200	800	1,200	720
4196-VISION INSURANCE	435	472	435	300	435	240
4197-UNEMPLOYMENT INSURANCE	472	868	1,711	900	1,711	252
4198-STATE DISABILITY INSURANCE	-	-	503	-	503	101
4199-MEDI-CAL CONTRIBUTION	794	708	730	500	730	503
4206-TAXES	19,795	-	-	-	-	-
4210-OFFICE SUPPLIES	-	-	2,000	1,000	2,000	4,500
4213-PUBLISHING & ADVERTISING	-	1,079	2,000	-	2,000	-
4215-POSTAGE	169	306	932	-	1,500	1,500
4216-PRINTING & DUPLICATION	-	(500)	-	-	-	-
4221-EQUIPMENT RENTAL	4,351	3,841	6,254	5,400	5,000	5,000
4249-SPECIAL DEPARTMENT EXPENSE	245	15	500	500	500	500
4257-BANK FEES/CHARGES	18,737	18,737	19,000	19,000	19,000	19,000
4262-PROFESSIONAL SERVICES	112,916	101,485	90,000	8,500	90,000	150,000
4266-CONTRACT SERVICES	-	-	-	-	-	300,000
4269-r/ OTHER CONTRACT SERVICES	62,367	116,694	301,250	51,700	300,000	-
4270-CONVENTIONS AND MEETINGS	-	-	-	-	-	8,000
4273-TRAINING	-	-	2,500	-	2,500	5,000
4282-INTEREST EXPENSE	-	-	4,565,253	-	-	-
4290-CONTRIBUTIONS TO OTHER FUNDS	-	3,685,828	13,857,226	13,857,226	10,259,482	10,259,482
4296-DEPRECIATION	-	-	-	33,347	-	-
4297-DEBT SERVICE PAYMENT	-	-	9,735,000	-	-	-
4960-EQUIP RENTAL ISF CHARGES	-	-	-	-	-	14,019
4962-DUPLICATION ISF CHARGES	-	-	-	-	-	3,327
4963-WORKERS COMP ISF CHARGES	-	-	-	-	-	55,266
4996-PRIOR YEAR ADJUSTMENT	7,095,697	-	-	-	-	-
<b>[1201-91-0000] SARAFF FD - SUCC AGCY Total</b>	<b>7,373,174</b>	<b>3,979,968</b>	<b>28,639,705</b>	<b>14,013,533</b>	<b>10,739,772</b>	<b>10,908,200</b>
<b>[1205-91-0000] LOCAL HOUSING FD - SUCC AGCY</b>						
4206-TAXES	90,506	-	-	-	-	-
4245-UNCOLLECTABLES	248,786	-	-	-	-	-
4262-PROFESSIONAL SERVICES	48,796	4,930	80,000	80,000	-	150,000
4269-r/ OTHER CONTRACT SERVICES	16,840	-	-	-	-	-
4391-CAPITAL OUTLAY-OTHER	1,910,012	-	-	-	-	-
4962-DUPLICATION ISF CHARGES	-	-	-	-	-	866
4996-PRIOR YEAR ADJUSTMENT	(248,786)	-	-	-	-	-
<b>[1205-91-0000] LOCAL HOUSING FD - SUCC AGCY T</b>	<b>2,066,153</b>	<b>4,930</b>	<b>80,000</b>	<b>80,000</b>	<b>-</b>	<b>150,866</b>
<b>[2100-91-0000] PERS FD - SUCC AGCY</b>						
4191-HEALTH INSURANCE	8,005	12,944	20,729	17,800	20,729	-
4192-RETIREMENT	6,248	-	5,981	4,880	5,981	-
4193-PERS EE PICKUP	8,728	-	635	635	635	-

## EXPENDITURE DETAILS - RDA/SA/HOUSING

EXPENDITURES - PROGRAM/ACCOUNT	FY 2020-21 Unaudited	FY 2021-22 Unaudited	FY 2022-23 Adj Bud	FY 2022-23 Unaudited	FY 2023-24 Adopted	FY 2023-24 Adjusted
<b>[2100-91-0000] PERS FD - SUCC AGCY Total</b>	<b>22,981</b>	<b>12,944</b>	<b>27,345</b>	<b>23,315</b>	<b>27,345</b>	<b>-</b>
<b>[2800-91-0000] CDBG FD - SUCC AGCY</b>						
4245-UNCOLLECTABLES	54,413	-	-	-	-	-
4996-PRIOR YEAR ADJUSTMENT	(54,413)	-	-	-	-	-
<b>[2800-91-0000] CDBG FD - SUCC AGCY Total</b>	<b>-</b>	<b>-</b>	<b>-</b>	<b>-</b>	<b>-</b>	<b>-</b>
<b>[2805-91-0000] HOME PROG FD - SUCC AGCY</b>						
4245-UNCOLLECTABLES	53,477	-	-	-	-	-
4996-PRIOR YEAR ADJUSTMENT	(53,477)	-	-	-	-	-
<b>[2805-91-0000] HOME PROG FD - SUCC AGCY Total</b>	<b>-</b>	<b>-</b>	<b>-</b>	<b>-</b>	<b>-</b>	<b>-</b>
<b>[3002-91-0000] TAX ALLOC BOND - SUCC AGCY</b>						
4282-INTEREST EXPENSE	2,279,464	1,266,701	-	-	-	-
<b>[3002-91-0000] TAX ALLOC BOND - SUCC AGCY Tot</b>	<b>2,279,464</b>	<b>1,266,701</b>	<b>-</b>	<b>-</b>	<b>-</b>	<b>-</b>
<b>[3002-91-0DSP] TAX ALLOC BOND - SA [PROJ 0DSP]</b>						
4297-DEBT SERVICE PAYMENT	4,193,713	4,533,299	-	-	-	-
4994-TRANSFER TO/FROM BOND/NOTE PAY	(4,193,713)	(4,533,299)	-	-	-	-
<b>[3002-91-0DSP] TAX ALLOC BOND - SA [PROJ 0DSP]</b>	<b>-</b>	<b>-</b>	<b>-</b>	<b>-</b>	<b>-</b>	<b>-</b>
<b>[3092-91-0DSP] SA BOND 2022A FD - SA [PROJ 0DSP]</b>						
4282-INTEREST EXPENSE	-	-	-	1,824,930	2,945,238	2,945,238
4297-DEBT SERVICE PAYMENT	-	-	-	235,000	1,555,000	1,555,000
4994-TRANSFER TO/FROM BOND/NOTE PAY	-	-	-	(235,000)	(4,500,238)	-
<b>[3092-91-0DSP] SA BOND 2022A FD - SA [PROJ 0DS</b>	<b>-</b>	<b>-</b>	<b>-</b>	<b>1,824,930</b>	<b>-</b>	<b>4,500,238</b>
<b>[3093-91-0DSP] SA BOND 2022B FD - SA [PROJ 0DSP]</b>						
4282-INTEREST EXPENSE	-	-	-	252,536	294,244	294,244
4297-DEBT SERVICE PAYMENT	-	-	-	5,505,000	5,465,000	5,465,000
4994-TRANSFER TO/FROM BOND/NOTE PAY	-	-	-	(5,505,000)	(5,759,244)	-
<b>[3093-91-0DSP] SA BOND 2022B FD - SA [PROJ 0DS</b>	<b>-</b>	<b>-</b>	<b>-</b>	<b>252,536</b>	<b>-</b>	<b>5,759,244</b>
<b>92 - R/ HOUSING SUCCESSOR</b>						
<b>[1205-92-0000] r/ LOCAL HOUSING FD - HOUSING SUCC</b>						
4262-PROFESSIONAL SERVICES	-	2,270	-	-	-	-
4269-r/ OTHER CONTRACT SERVICES	-	26,244	14,269	14,269	-	-
4301-COST OF LAND SOLD	-	35,617	-	-	-	-
<b>[1205-92-0000] r/ LOCAL HOUSING FD - HOUSING</b>	<b>-</b>	<b>64,132</b>	<b>14,269</b>	<b>14,269</b>	<b>-</b>	<b>-</b>
<b>DEPARTMENT TOTAL - ALL FUNDS</b>	<b>11,749,942</b>	<b>5,316,895</b>	<b>28,761,319</b>	<b>16,208,583</b>	<b>10,767,117</b>	<b>21,318,548</b>

**CITY OF COMPTON  
FIVE YEAR CAPITAL IMPROVEMENT PLAN  
2023 - 2028**



## **Projects 2023 – 2024**

Please note:

This section will also include projects that will begin in 2023 and end at a later year

**PUBLIC WORKS ENGINEERING**

**Annual Residential Street Rehabilitation Project – Phase 2C**

PROJECTED COST

\$7,894,997

PROJECT DESCRIPTION

Construction of cold mill, ARHM pavement, AC base course, aggregate base, full depth AC slot pavement, curb and gutters, sidewalks, cross gutter, alley intersection, driveway approach, curb ramps, signing, striping, markings, and pavement legends, speed hump, traffic signal loops, adjust to grade existing sewer manholes, water valves, water meters, and storm drain manholes, and such other items or details, not mentioned above, that are required by the plans and standard specifications.

Fiscal Year	Funded	Funding Source
2023-2024	YES	MTA Bond

**Annual Residential Street Rehabilitation Project – Phase 2D**

PROJECTED COST

\$3,326,532

PROJECT DESCRIPTION

Construction of cold mill, ARHM pavement, AC base course, aggregate base, full depth AC slot pavement, curb and gutters, sidewalks, cross gutter, alley intersection, driveway approach, curb ramps, signing, striping, markings, and pavement legends, speed hump, traffic signal loops, adjust to grade existing sewer manholes, water valves, water meters, and storm drain manholes, and such other items or details, not mentioned above, that are required by the plans and standard specifications.

Fiscal Year	Funded	Funding Source
2023-2024	YES	MTA Bond

**Wilmington Avenue Pedestrian / Bicycle Improvement Project, Phase II**

PROJECTED COST

\$15,000,000

PROJECT DESCRIPTION

Pavement rehabilitation, upgrade non-ADA compliant curb ramps, replaced damaged sidewalk, new bus shelters (Rosecrans Avenue – Greenleaf Boulevard), raised median island (Compton Boulevard – Alondra Boulevard), landscaping and irrigation on existing/proposed raised median island and street trees (Rosecrans Avenue – Alondra Boulevard) from Rosecrans Avenue – South City Limits from Rosecrans Avenue to the southern City limits

Funding Amount	Fiscal Year	Funded	Funding Source
7,500,000	2023-2024	PARTIAL	Prop C, Measure R / M, SB1, Earmarked Funds, State Gas Tax
7,500,000	2024-2025	PARTIAL	

**Artesia Bridge Repair Project**

PROJECTED COST

\$5,000,000

PROJECT DESCRIPTION

The Project will replace the existing, fire-damaged Span 10 portion of the Artesia Boulevard Bridge because of the severity of the fire damage to the steel girder members and their connections. A replacement in-kind concept with steel girders shall consist of replacing the existing damaged structure with similar components involving the use of a steel superstructure with rolled girders including a security wall installation on the north and south sides of the bridge

Fiscal Year	Funded	Funding Source
2023-2024	YES	AB179

**Road Repair service project VII-XI\***

(Breakdown of streets listed under Public Works Street)

PROJECTED COST

\$20,000,000

PROJECT DESCRIPTION

Pavement Repairs such as grind and overlay rehabilitation methods on designated city streets

Funding Amount	Fiscal Year	Funded	Funding Source
\$4,000,000	2023-2024	YES	General Fund / Measure P
\$4,000,000	2024-2025	YES	General Fund / Measure P
\$4,000,000	2025-2026	YES	General Fund / Measure P
\$4,000,000	2026-2027	YES	General Fund / Measure P
\$4,000,000	2027-2028	YES	General Fund / Measure P

**Compton Boulevard Et. Al**

PROJECTED COST

\$3,000,000

PROJECT DESCRIPTION

The Compton Boulevard, et al. Project (Project) includes constructing roadway improvements by cold milling and resurfacing the existing asphalt pavement; constructing or modifying curb ramps and curb drains at various locations; sidewalk reconstruction and repair; parkway improvements and tree planting opportunities; wayfinding signage to connect pedestrians to Los Angeles River; and installing new traffic striping and pavement markings where necessary at various locations in accordance with the current Standard Plans for Public Works Construction and the Standard Specifications for the Public Works Construction.

Fiscal Year	Funded	Funding Source
2023-2024	YES	STPL-LA County

**Pearl Avenue Sewer Replacement**

PROJECTED COST

\$10,000,000

PROJECT DESCRIPTION

Reconstruct and lining of 12” – 24” sewer pipes

Funding Amount	Fiscal Year	Funded	Funding Source
\$150,000	2023-2024	PARTIAL	Sewer Bond
\$5,000,000	2024-2025	PARTIAL	Sewer Bond
\$4,850,000	2025-2026	PARTIAL	Sewer Bond

**Wilmington Avenue Regional Bikeway Corridor**

PROJECTED COST

\$1,380,000

PROJECT DESCRIPTION

This project will provide bicycle elements including Class II bike lanes, pedestrian lighting and missing sidewalk gaps in order to provide safe travel for pedestrians and bicyclists

Fiscal Year	Funded	Funding Source
2023-2024	YES	Metro-Earmark

**Compton Fire Stations No. 1 through 4 Driveways and Apron Improvements**

PROJECTED COST

\$1,040,310

PROJECT DESCRIPTION

Sawcut, remove and dispose of existing concrete slab, driveway, sidewalk, and construct 8" thick PCC slab.

Fiscal Year	Funded	Funding Source
2023-2024	YES	American Rescue Funds

**Pedestrian Head Replace Project**

PROJECTED COST

\$247,000

PROJECT DESCRIPTION

Pedestrian countdown head at signalized 15 intersections

Fiscal Year	Funded	Funding Source
2023-2024	YES	HSIP cycle 8

**Alondra Gateway Project**

PROJECTED COST

\$3,000,000

PROJECT DESCRIPTION

The development comprised of a park and open space along the Compton Creek

Fiscal Year	Funded	Funding Source
2023-2024	YES	Rivers Mountain Conservancy Grant

**PUBLIC WORKS STREET MAINTENANCE**

**Road Repair service project VII-XIII\***

PROJECTED COST

\$20,000,000

PROJECT DESCRIPTION

Pavement Repairs such as grind and overlay rehabilitation methods on designated city streets

Project Cost	Fiscal Year	Funded	Funding Source
\$4,000,000	2023-2024	YES	General Fund / Measure P
\$4,000,000	2024-2025	YES	General Fund / Measure P
\$4,000,000	2025-2026	YES	General Fund / Measure P
\$4,000,000	2026-2027	YES	General Fund / Measure P
\$4,000,000	2027-2028	YES	General Fund / Measure P

**ROAD REPAIR PHASE VII (FY 23-24)**

Street	From	To
129 <sup>TH</sup> Street	Grandee Ave	End of Cul-De-Sac
131 <sup>ST</sup> Street	Central Ave	Parmelee Ave
132 <sup>ND</sup> Street	Central Ave	Parmelee Ave
133 <sup>RD</sup> Street	Parmelee Ave	Kalsman Ave
Muriel Ave	Elizabeth Street	Marcelle Street
Broadacres Ave	Spruce Street	Poplar Street

**ROAD REPAIR PHASE VIII (FY 23-24 | 24-25)**

Street	From	To
<b>FY 2023 – 2024</b>		
Gibson Ave	McMillan Street	Olanda Street
Killen Place	Bradfield Ave	Ward Ave
Killen Place	Bradfield Ave	Loucst Ave
Killen Court	Killen Pl	End of Cul-De-Sac
Ezmirlian Street	Long Beach Blvd	Bullis Rd
500 Albertson Ave	Spruce Street	145 <sup>th</sup> Street
154 <sup>th</sup> Street	Central Ave	Stanford Ave
Amantha Ave	154 <sup>th</sup> Street	159 <sup>th</sup> Street
157 <sup>th</sup> Street	Amantha Ave	Keene Ave
158 <sup>th</sup> Street	Amantha Ave	Keene Ave
Rose Ave	Compton Blvd	Cypress Street
Gladly Street	Willow Ave	End of Cul-De-Sac

**City of Compton – FY 2023-24 Adjusted Budget**

<b>FY 2024 – 2025</b>		
133 <sup>rd</sup> Street	Parmelee Ave	Kalsman Ave
134 <sup>th</sup> Street	Central Ave	Parmelee Ave
134 <sup>th</sup> Street	Salinas Ave	Bahama Ave
Piru Street	Central Ave	Elva Ave
136 <sup>th</sup> Street	Central Ave	Elva Ave
Cypress Street	Willow Ave	Santa Fe Ave
Cypress Street	Willowbrook Ave	Tamarind Ave

**ROAD REPAIR PHASE IX (FY 24-25 | 25-26)**

<b>Street</b>	<b>From</b>	<b>To</b>
<b>FY 2024 – 2025</b>		
Bullis Road	Orchard Street	City Limit North
Locust Ave	Killen Pl	McMillan Street
Pine Street	Bullis Rd	McMillan Street
Orchard Street	Pannes Ave	Thorson Ave
Stockton Street	Ward Ave	Pannes Ave
159 <sup>th</sup> Street	Amantha Ave	Keene Ave
McKinley Ave	Laude Street	Caldwell Street
Tichenor Street	Northwood Ave	Hillford Ave
Bennett Street	Hartlan Ave	Grandee Ave
Harlan Ave	Bennett Street	166 <sup>th</sup> Street
Cocoa Street	Santa Fe Ave	End of Cul-De-Sac
Laurel Street	Chester Ave	Burriss Ave
Pearl Ave	Compton Blvd	Myrrh Street
<b>FY 2025 – 2026</b>		
137 <sup>th</sup> Street	Central Ave	Elva Ave
138 <sup>th</sup> Street	Central Ave	Elva Ave
Central Ave Frontage Rd	Piru Street	South City Limits
Central Ave Frontage Rd	Sam Littleton Street	North City Limits
Salinas Ave	134 <sup>th</sup> Street	Sam Littleton Street
Pearl Ave	Alondra Blvd	Greenleaf Blvd
Mayo Ave	Compton Blvd	Laurel Street

**ROAD REPAIR PHASE X (FY 25-26 | 26-27)**

<b>Street</b>	<b>From</b>	<b>To</b>
<b>FY 2025 – 2026</b>		
Pannes Ave	Orchard Street	Pine Street
Castlegate Ave	McMillan Street	North City Limits
Olanda Street	West City Limits	Stoneacres Ave
Stoneacres Ave	Olanda Street	East City Limits
McMillan Street	West City Limits	East City Limits

**City of Compton – FY 2023-24 Adjusted Budget**

Barclay Ave	Cypress Street	156 <sup>th</sup> Street
Hillford Ave	Reeve Street	Tichenor Street
Rose Ave	Compton Blvd	Laurel Street
Claude Street	Clymar Ave	Amantha Ave
Raymond Street	Aprilia Ave	Amantha Ave
Mayo Ave	Caldwell Street	Greenleaf Blvd
Caldwell Street	East County Line	End of Cul-De-Sac
Bennett Street	Chester Ave	East County Line
<b>FY 2026 – 2027</b>		
California Ave	Caldwell Street	Greenleaf Blvd
Burris Ave	Caldwell Street	Greenleaf Blvd
Standford Ave	139 <sup>th</sup> Street	Rosecrans Ave
Nestor Ave	133 <sup>rd</sup> Street	End of Cul-De-Sac
Kalsman Ave	134 <sup>th</sup> Street	End of Cul-De-Sac
Sprague Street	Kalsman Ave	End of Cul-De-Sac
Tajauta Ave	137 <sup>th</sup> Street	South City Limit
Halo Dr	Manette Place Loop	Manette Place Loop

**ROAD REPAIR PHASE XI (FY 26-27)**

<b>Street</b>	<b>From</b>	<b>To</b>
Reeve Street	Aprilia Ave	Central Ave
Tichenor Street	Aprilia Ave	Amantha Ave
Evarg Ave	Tichenor Street	Caldwell Street
Keene Ave	Tichenor Street	Caldwell Street
Amantha Ave	Reeves Street	Caldwell Street
Temple Ave	Crane Street	Long Beach Blvd
Elizabeth Street	Long Beach Blvd	East County Line

**ROAD REPAIR PHASE XII (FY 27-28)**

<b>Street</b>	<b>From</b>	<b>To</b>
Alley	Reeve Street	Caldwell Street
Aprilia Ave	Claude Street	Bennett Street
Bennett Street	Aprilia Ave	End of Cul-De-Sac
Bennett Street	Chester Ave	East County Line
California Ave	Cadwell Street	Greenleaf Blvd

**ROAD REPAIR PHASE XIII (FY 28-29)**

<b>Street</b>	<b>From</b>	<b>To</b>
129 <sup>TH</sup> Street	Grandee Ave	End of Cul-De-Sac
131 <sup>st</sup> Street	Central Ave	Parmelee Ave
132 <sup>nd</sup> Street	Central Ave	Parmelee Ave
133 <sup>rd</sup> Street	Parmelee Ave	Kalsman Ave

**City of Compton – FY 2023-24 Adjusted Budget**

Muriel Ave	Elizabeth Street	Marcelle Street
Broadacres Ave	Spruce Street	Poplar Street

**RECREATION**

**Park Playground Replacement Project**

PROJECTED COST

\$334,940

PROJECT DESCRIPTION

The project for the renovation and restoration of Kelly park will involve the installation of new 2-5-year-old playground and the installation of a new 5-12-year-old playground.

Fiscal Year	Funded	Funding Source
2023-2024	YES	CDBG Funding (Per-Capita Funding)

**Gonzalez Park and Pool Renovation**

PROJECTED COST

\$1,000,000

PROJECT DESCRIPTION

The project to renovate Gonzalez Park and Pool will directly impact the kiddy pool, the lifeguard locker rooms, play equipment, showers and indoor restroom facilities. There will be new circulation pumps, boilers, sand filters, and the replacement of the kiddy pool play equipment. The park main indoor restroom facilities, lifeguard station, locker rooms and shower facilities will all be refurbished.

Fiscal Year	Funded	Funding Source
2023-2024	YES	Measure A

**Lueders Park & Pool**

PROJECTED COST

\$1,000,000

PROJECT DESCRIPTION

The project to renovate Leuders Park and Pool will directly impact the pool, pump room, storage room and the gymnasium. The pools leak will be repaired, the pool will be plastered, and there will be new anti-entrapment drain covers installed. The pump room and pool exterior doors will be replaced. The disinfectant storage containers will be upgraded and new spill proof containment. The gym floor and lighting therein will also be refurbished and upgraded.

Fiscal Year	Funded	Funding Source
2023-2024	YES	Measure A

**WATER DEPARTMENT**

**Cesar Chavez / MLK Monument**

PROJECTED COST  
\$50,000

PROJECT DESCRIPTION  
Clean up and add a water conservation plant / greenspace area. Add plaques to the area.

Fiscal Year	Funded	Funding Source
2023-2024	PARTIAL	MWD \$33,000
2023-2024	PARTIAL	Water Enterprise Fund \$17,000

**GIS System**

PROJECTED COST  
\$300,000

PROJECT DESCRIPTION  
GIS System for Water and all Public Works including Street, Sewer, Engineering, General Services, IT Servers, Wi-Fi and computers / laptops

Fiscal Year	Funded	Funding Source
2023-2026	YES	Water Enterprise Fund

**Well 11 Rehabilitation Project**

PROJECTED COST  
\$1,000,000

PROJECT DESCRIPTION  
Well rehab will consist of electrical MCC cabinets, chemical room with new tanks, well housing building, fencing, asphalt, lighting for safety, SCADA, security, piping, chloramine system as a backup ammonia and chlorine injection, with all new analyzers and chemical feed pumps for chlorine

Fiscal Year	Funded	Funding Source
2023-2027	YES	ARPA

**Well 13 Rehabilitation Project**

PROJECTED COST

\$1,000,000

PROJECT DESCRIPTION

Well rehab will consist of electrical MCC cabinets, chemical room with new tanks, well housing building, fencing, asphalt, lighting for safety, SCADA, security, piping, chloramine system as a backup ammonia and chlorine injection, with all new analyzers and chemical feed pumps for chlorine

Fiscal Year	Funded	Funding Source
2023-2027	YES	ARPA

**Well 15 Rehabilitation Project**

PROJECTED COST

\$1,000,000

PROJECT DESCRIPTION

Well rehab will consist of electrical MCC cabinets, chemical room with new tanks, well housing building, fencing, asphalt, lighting for safety, SCADA, security, piping, chloramine system as a backup ammonia and chlorine injection, with all new analyzers and chemical feed pumps for chlorine

Fiscal Year	Funded	Funding Source
2023-2027	YES	ARPA

**Well 17 Rehabilitation Project**

PROJECTED COST

\$1,750,000

PROJECT DESCRIPTION

Well rehab will consist of electrical MCC cabinets, chemical room with new tanks, well housing building, fencing, asphalt, lighting for safety, SCADA, security, piping, chloramine system as a backup ammonia and chlorine injection, with all new analyzers and chemical feed pumps for chlorine

Fiscal Year	Funded	Funding Source
2023-2027	YES	ARPA

**Well 20 Rehabilitation Project**

PROJECTED COST

\$1,000,000

PROJECT DESCRIPTION

Well rehab will consist of chemical room, building, fencing, asphalt, lighting, SCADA, security, piping, chloramine system as a backup ammonia and chlorine injection, with all new analyzers and chemical feed pumps for chlorine.

Fiscal Year	Funded	Funding Source
2023-2027	YES	ARPA

**Well Rehabilitation and Treatment Plan Project for Wells 16 – 18 – 19**

PROJECTED COST

\$5,300,000

PROJECT DESCRIPTION

Water Treatment Plant for PFAS and 1-4 Dioxane to including building M fencing, Chemical building, SCADA, security lighting, asphalt, include chloramine system as back up and automatic transfer switches with generators.

Funding Amount	Fiscal Year	Funded	Funding Source
\$1,000,000	2023-2024	YES	WRD
\$4,300,000	2024-2024	YES	WRD

**Tank Farm Reservoir Location Upgrades**

PROJECTED COST

\$2,750,000

PROJECT DESCRIPTION

Asphalt paving and drainage gutter 60, 100 sf. Repair seismic valve and actuator near west valve, replace sliding level indicators and add CLA Valve, paint and refurbish tanks and replace old ladders with new safety stairs.

**City of Compton – FY 2023-24 Adjusted Budget**

Fiscal Year	Funded	Funding Source
2023-2024	YES	ARPA

**Static Mixer Upgrades Electrical**

PROJECTED COST

\$265,000

PROJECT DESCRIPTION

Electrical upgrades to accommodate the installation of static water mixers at reservoirs to improve water quality.

Fiscal Year	Funded	Funding Source
2023-2024	YES	ARPA

**CLA VALVE Maintenance Program**

PROJECTED COST

\$35,000

PROJECT DESCRIPTION

Maintenance program on a every other year basis, 2023-2024 / 2025-2026 / 2027-2028

Fiscal Year	Funded	Funding Source
2023-2028	YES	Water Enterprise Fund

**SCADA Upgrades**

PROJECTED COST

\$2,500,000

PROJECT DESCRIPTION

SCADA Upgrades to all sites and MWD – with ethernet radios and other well sites including reservoir locations

Funding Amount	Fiscal Year	Funded	Funding Source
\$1,000,000	2023-2024	YES	ARPA
\$1,000,000	2024-2025	YES	ARPA
\$500,000	2025-2026	YES	ARPA

**Annual Well and Booster Rehabilitation Programs**

PROJECTED COST

\$400,000

PROJECT DESCRIPTION

Annual on-going Well and Booster Rehabilitation Program

Funding Amount	Fiscal Year	Funded	Funding Source
\$400,000	2023-2024	YES	ARPA
\$400,000	2024-2025	YES	ARPA
\$400,000	2025-2026	YES	ARPA
\$400,000	2026-2027	YES	ARPA
\$400,000	2027-2028	YES	ARPA

**New Water Department Field Vehicles – Production Section**

PROJECTED COST

\$400,000

PROJECT DESCRIPTION

Additions to fleet to cover staff needs. Replacements of old and unsafe vehicle conditions – personnel having to use passenger doors to gain entry to vehicles.

Funding Amount	Fiscal Year	Funded	Funding Source
\$200,000	2023-2024	YES	Water Enterprise Fund
\$200,000	2024-2025	YES	Water Enterprise Fund

**New Water Department Field Vehicles – Distribution Section**

PROJECTED COST

\$600,000

PROJECT DESCRIPTION

Replacement of old and unsafe vehicles

Funding Amount	Fiscal Year	Funded	Funding Source
\$200,000	2023-2024	YES	Water Enterprise Fund
\$200,000	2024-2025	YES	Water Enterprise Fund
\$200,000	2025-2026	YES	Water Enterprise Fund

**New Water Department Field Vehicles – Meter Reading Section**

PROJECTED COST

\$400,000

PROJECT DESCRIPTION

Replacement of old and unsafe vehicle conditions

Funding Amount	Fiscal Year	Funded	Funding Source
\$200,000	2023-2024	YES	Water Enterprise Fund
\$200,000	2024-2025	YES	Water Enterprise Fund

**Towable Trailer**

PROJECTED COST

\$20,000

PROJECT DESCRIPTION

Towable trailer needed to load up cutting walk behind saw (Husqvarna 3’ deep cutting walk behind saw)

Fiscal Year	Funded	Funding Source
2023-2024	YES	Water Enterprise Fund

**Mini Excavator – Distribution Section**

PROJECTED COST

\$100,000

PROJECT DESCRIPTION

Mini Excavator for distribution section to help ex cavate during emergency and routine repairs

Fiscal Year	Funded	Funding Source
2023-2024	YES	Water Enterprise Fund

**250 Fire Hydrant Guard**

PROJECTED COST

\$1,000,000

PROJECT DESCRIPTION

250 Fire Hydrant Guard additions to help conserve water when fire hydrants are hit to automatically stop flow from hit hydrant

Funding Amount	Fiscal Year	Funded	Funding Source
\$250,000	2023-2024	YES	ARPA
\$250,000	2024-2025	YES	ARPA
\$250,000	2025-2026	YES	ARPA
\$250,000	2026-2027	YES	ARPA

**GENERAL SERVICES**

**Burrell/McDonald Park Renovations**

PROJECTED COST  
\$229,000

PROJECT DESCRIPTION  
Replace the aging roofing and skylights, install new drip edge, felt, starter strip, shingles and ridge cap. Tear down old roofing system, replace any damaged plywood. Demo and replace two (2) HVAC units, with two (2) new energy efficient units. Paint exterior walls, doors, and trim. Paint interior walls, surface and ceilings. Restroom renovations for toilets, sloan valves, sinks and faucets, urinals, and toilet partitions.

Fiscal Year	Funded	Funding Source
2023-2024	YES	General Fund

**Kelly Park Renovations**

PROJECTED COST  
\$59,000

PROJECT DESCRIPTION  
Replace three (3) HVAC units with three (3) energy efficient units. Paint exterior paintable surfaces (walls, trim, doors), and paint interior paintable surfaces (walls, door, trim, ceiling). Restroom renovations, replacing toilets, sloan valves, sinks, faucets, urinal, and partitions.

Fiscal Year	Funded	Funding Source
2023-2024	YES	General Fund

**Lueders Park Renovations**

PROJECTED COST

\$49,000

PROJECT DESCRIPTION

Demo and replace HVAC unit with an energy efficient unit. Interior and exterior paint of wall surface, exterior walls, doors, trim and ceilings. Skylight replacement with new energy efficient sky lights.

Fiscal Year	Funded	Funding Source
2023-2024	YES	General Fund

**Heritage House Restoration**

PROJECTED COST

\$300,000

PROJECT DESCRIPTION

Restore this city monument with like material. Restore roofing, flooring, paint, siding, decking. Paint and reconstruct the damaged front porch and rear steps

Fiscal Year	Funded	Funding Source
2023-2024	YES	General Fund / CDBG

**City Hall / Council Chambers**

PROJECTED COST

\$440,000

PROJECT DESCRIPTION

Exterior paint of city hall, exterior column repairs. Restroom renovations (sinks, toilets, faucets, sloan valves, paper dispensers). Breakroom renovations (stove, microwave, furniture).

Fiscal Year	Funded	Funding Source
2023-2024	YES	General Fund

**Fire Alarm System Replacement (City Hall)**

PROJECTED COST

\$1,000,000

PROJECT DESCRIPTION

Fire Alarm system overhaul of the non-working, out of date system. This will bring the fire alarm system up to current code requirements (adding strobes, alarms, manual levers, etc.)

Fiscal Year	Funded	Funding Source
2023-2024	YES	ARPA

**General Services Yard - HVAC**

PROJECTED COST

\$20,000

PROJECT DESCRIPTION

Demo and replace five (5) HVAC units with new energy efficient systems

Fiscal Year	Funded	Funding Source
2023-2024	YES	General Fund

**Gonzalez Park Re-painting**

PROJECTED COST

\$17,000

PROJECT DESCRIPTION

Painting both interior and exterior paintable surfaces. Exterior wall, interior wall surface and ceilings.

Fiscal Year	Funded	Funding Source
2023-2024	YES	General Fund

**Fire Station #1 Renovations**

PROJECTED COST

\$195,000

PROJECT DESCRIPTION

All restroom renovations (new toilets, sinks, countertops, partitions), dorm and locker room aging tile replacement. Replacement of HVAC system with new energy efficient system. Parking lot lighting upgrade to an energy efficient system.

Fiscal Year	Funded	Funding Source
2023-2024	YES	ARPA Fund / General Fund

**Fire Station #3 Renovations**

PROJECTED COST

\$140,000

PROJECT DESCRIPTION

Dorm renovations replacing all aging carpet, new roofing for deck area. Parking lot lighting upgrade to an energy efficient system

Fiscal Year	Funded	Funding Source
2023-2024	YES	General Fund / ARPA Funding

**Fire Station #4 Renovations**

PROJECTED COST

\$135,000

PROJECT DESCRIPTION

All restroom renovations, sinks toilets, countertops. Upgrading and renovating all dorm and hallway lighting to more energy efficient options, windows and sliding doors, and HVAC system replacement to a new energy efficient unit. Kitchen renovation, upgrading appliances and interior painting of wall surfaces and ceiling.

Fiscal Year	Funded	Funding Source
2023-2024	YES	General Fund / ARPA Funding

## **Projects 2024 – 2028**

Please note:

This section will include projects that are started in 2024 or later:

2024 – 2025 – 2026 – 2027 – 2028

**PUBLIC WORKS ENGINEERING**

**Compton Boulevard Street Improvement Project**

PROJECTED COST

\$30,000,000

PROJECT DESCRIPTION

The projects proposed improvements will focus primarily on improving safety through roadway paving which is in poor condition as well as improving raised medians, islands, adding Class II cycle lanes, enhancing pedestrian crossings, improving parkways, sidewalks and curb ramps which do not meet ADA standards.

Funding Amount	Fiscal Year	Funded	Funding Source
15,000,000	2025-2026	PARTIAL	HSIP, MTA Bond, Prop C, SB1, Measure M & R
15,000,000	2026-2027	PARTIAL	

**Compton Creek Regional Bikeway**

PROJECTED COST

\$2,340,206

PROJECT DESCRIPTION

The project will include the development and rehabilitation of Compton Creek Regional Bike path including the installation of solar powered path and security lighting, striping, wayfinding, and directional signage and safety street crossing equipment.

Fiscal Year	Funded	Funding Source
2025-2026	YES	Metro

**Compton Boulevard Over Compton Creek Bridge Replacement Project**

PROJECTED COST

\$8,500,000

PROJECT DESCRIPTION

Replacement of bridge over Compton Creek

Fiscal Year	Funded	Funding Source
2024-2025	YES	STPL – LA County

**Wilmington Boulevard Over Compton Creek Bridge Replacement Project**

PROJECTED COST

\$7,000,000

PROJECT DESCRIPTION

Replacement of bridge over Compton Creek

Fiscal Year	Funded	Funding Source
2025-2026	YES	STPL – LA County

**Compton Creek Regional Bikeway Project**

PROJECTED COST

\$2,270,000

PROJECT DESCRIPTION

The project will include the development and rehabilitation of Compton Creek Regional Bike Path. Including the installation of solar powered path and security lighting, striping, wayfinding, and directional signage and safety street crossing equipment.

Fiscal Year	Funded	Funding Source
2025-2026	YES	Metro-Earmark

**Design & Construction of Two Bicycle Bridges along Compton Creek**

PROJECTED COST

\$2,035,000

PROJECT DESCRIPTION

This project would provide adequate safety to bicyclists traveling along Compton Blvd to connect with the proposed Compton Blvd Class II bike lanes and the Compton Creek bike path

Fiscal Year	Funded	Funding Source
2024-2025	YES	Metro-Earmark

**Central Avenue Regional Commuter Bikeway Project**

PROJECTED COST

\$1,439,017

PROJECT DESCRIPTION

Enhances safety / improves non-motorized transportation travels along Central Avenue from El Segundo Blvd. to Kona Dr.

Fiscal Year	Funded	Funding Source
2024-2025	YES	Metro-Earmark

**I-710 Integrated Corridor Management Project**

PROJECTED COST

\$50,000

PROJECT DESCRIPTION

Install vulnerable road users on Hunsaker Ave / Alondra Blvd. and red-light warning systems at Atlantic Blvd. & Alondra Blvd and Atlantic Blvd & Rosecrans Ave.

Fiscal Year	Funded	Funding Source
2024-2025	YES	Metro

**SR 91 FWY Urban Greening**

PROJECTED COST

\$3,000,000

PROJECT DESCRIPTION

The planting of carbon sequestering trees and shrubs to reduce greenhouse gases, install bioswales for stormwater capture before storm waters reach the Compton Creek, and create a water retention filtration system to facilitate ground water recharge. The project area includes the Alameda Street State Route 91 on/off ramp and adjacent to the Compton Creek.

Fiscal Year	Funded	Funding Source
2024-2025	YES	Urban Greening Grant / Measure W

**State Route 91 Fwy Project**

PROJECTED COST

\$50,000,000

PROJECT DESCRIPTION

Improve a portion of SR-91 Freeway between Central Ave and Acacia Ct.

Fiscal Year	Funded	Funding Source
2026-2027	YES	Metro

**Center Avenue Storm Drain**

PROJECTED COST

\$10,000,000

PROJECT DESCRIPTION

The project will extend and expand the existing drainage system with construction of catch basin, later line, and gravity main. Also, low impact development CMP's will be installed, yielding multi-benefits that will improve water quality, water resilience and watershed protection to the adjacent Compton Creek.

Funding Amount	Fiscal Year	Funded	Funding Source
\$1,000,000	2024-2025	YES	STPL – LA County
\$9,000,000	2025-2026	YES	STPL – LA County

**WATER DEPARTMENT**

**New Utility Billing System**

PROJECTED COST

\$2,500,000

PROJECT DESCRIPTION

Replace Billing System and / or get upgrades to current system

Fiscal Year	Funded	Funding Source
2026-2027	YES	Water Enterprise Fund

**Water Rate & Fee Study**

PROJECTED COST

\$35,000

PROJECT DESCRIPTION

Water Rate \* Fee Study to help fund future capital improvement projects.

Fiscal Year	Funded	Funding Source
2025-2026	YES	Water Enterprise Fund

**New Water Department Building and Storage Facility at Yard**

PROJECTED COST

\$2,000,000

PROJECT DESCRIPTION

Preplace old deteriorating water building and storage facility at the yard.

Fiscal Year	Funded	Funding Source
2024-2025	NO	Water Enterprise Fund
2025-2026	NO	Water Enterprise Fund

**Land Acquisition for New Water Well**

PROJECTED COST

\$1,000,000

PROJECT DESCRIPTION

Acquire land to place new well

Fiscal Year	Funded	Funding Source
2027-2028	YES	Water Enterprise Fund

**New Water Well**

PROJECTED COST

\$4,000,000

PROJECT DESCRIPTION

New water well to increase flow and water quality and improve source of supply.

Fiscal Year	Funded	Funding Source
2027-2028	YES	Water Enterprise Fund

**Automated Metering Infrastructure Reading System**

PROJECTED COST

\$3,000,000

PROJECT DESCRIPTION

Automated meter reading system with meters.

Fiscal Year	Funded	Funding Source
2025-2026	YES	Water Enterprise Fund

**New Generators for Wells 18 & 19**

PROJECTED COST

\$300,000

PROJECT DESCRIPTION

Purchase of 2 New Generators for Wells 18 & 19 with automatic transfer switches

Fiscal Year	Funded	Funding Source
2025-2026	YES	Water Enterprise Fund

**Addition of Automatic Transfer Switch – Well 18 & 19**

PROJECTED COST

\$175,000

PROJECT DESCRIPTION

Addition of automatic transfer switch to location of well 18 & 19

Fiscal Year	Funded	Funding Source
2024-2025	YES	Water Enterprise Fund

**Interconnection Rehabs**

PROJECTED COST

\$2,000,000

PROJECT DESCRIPTION

Upgrade system to allow (2-way flow) inlet and outlet flow for emergency purposes.

Fiscal Year	Funded	Funding Source
2026-2027	YES	Water Enterprise Fund

**Fire Pumper with towable trailer**

PROJECTED COST

\$75,000

PROJECT DESCRIPTION

Fire pumper with towable trailer for production section. To be used for emergency water pressure needs.

Fiscal Year	Funded	Funding Source
2027-2028	YES	Water Enterprise Fund

**Tank Farm Booster Station**

PROJECTED COST

\$2,000,000

PROJECT DESCRIPTION

Booster Station addition at reservoir location to improve system pressure and water quality.

Fiscal Year	Funded	Funding Source
2025-2026	YES	ARPA / Water Enterprise Fund

**Locating Services**

PROJECTED COST

\$45,000

PROJECT DESCRIPTION

Locating services pipe services to help locate and GIS buried pipelines leaving reservoir to Wilmington to 91 fwy east and west side of tanks to help improve maps

Fiscal Year	Funded	Funding Source
2027-2028	YES	Water Enterprise Fund

**GENERAL SERVICES**

**Old Dollarhide**

PROJECTED COST

\$200,000

PROJECT DESCRIPTION

Lower roof replacement

Fiscal Year	Funded	Funding Source
2024-2025	YES	General Fund

**Career-Link**

PROJECTED COST

\$270,000

PROJECT DESCRIPTION

Replacement of six (6) HVAC units with energy efficient models. Restroom and break room renovations. Installation of visitor directional signage.

Funded Amount	Fiscal Year	Funded	Funding Source
\$210,000	2024-2025	YES	Insurance Claim
\$60,000	2024-2025	YES	General Fund

**600 Bullis Road**

PROJECTED COST

\$80,000

PROJECT DESCRIPTION

Small roof replacement and skylight replacement. Install new drip edge, felt, starter strip, shingles and ridge cap

Fiscal Year	Funded	Funding Source
2025-2026	YES	General Fund

**Water Yard**

PROJECTED COST

\$139,000

PROJECT DESCRIPTION

Exterior and interior paint (walls, doors and trim). Roof replacement, new carpet and window replacement with energy efficient windows.

Fiscal Year	Funded	Funding Source
2025-2026	YES	ARPA / Water Enterprise Fund / General Fund

**Community Improvement Services**

PROJECTED COST

\$110,000

PROJECT DESCRIPTION

Replacement of aging HVAC system with new energy efficient system. Restroom renovations and roof replacement.

Fiscal Year	Funded	Funding Source
2025-2026	YES	ARPA / General Fund

## 5 YEAR CIP FUNDING SUMMARY

Funding Source	FY 2023-24	FY 2024-25	FY 2025-26	FY 2026-27	FY 2027-28
1004 - MEAS P - 1% SALES TAX FD	285,000	4,470,000	4,190,000	4,000,000	4,000,000
1518 - DOT COMUNTY PRJS FD	247,000	-	-	-	-
1529 - MEASURE W FD	-	1,000,000	-	-	-
1916 - MTA FD	7,000,000	-	-	-	-
1916 - MTA FD	1,380,000	3,474,017	2,270,000	-	-
1916 - MTA FD	3,000,000	9,500,000	16,000,000	-	-
2615 - RIVER MOUNTAIN FD	3,012,000	-	-	-	-
2688 - MEASURE A FD	2,000,000	-	-	-	-
2810 - ARPA FD	4,213,073	-	-	-	-
2810 - ARPA FD	7,096,308	-	-	-	-
2810 - ARPA FD	7,988,000	-	-	-	-
3031 - MTA TAX BOND FD	11,221,529	-	-	-	-
5000 - WATER FD	3,499,000	3,425,000	7,726,000	5,150,000	5,555,000
5000 - WATER FD	33,000	-	-	-	-
5000 - WATER FD	1,000,000	4,300,000	-	-	-
5117 - SEWER BOND 2009 FD	150,000	5,000,000	4,850,000	-	-
CDBG	484,940	-	-	-	-
Grant - Urban Greening	-	2,000,000	-	-	-
KABOOM	-	-	-	-	-
Metro	-	50,000	2,340,206	50,000,000	-
Unfunded	-	7,500,000	22,500,000	15,000,000	-
<b>TOTAL CIP BY FUND</b>	<b>52,609,850</b>	<b>40,719,017</b>	<b>59,876,206</b>	<b>74,150,000</b>	<b>9,555,000</b>